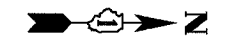
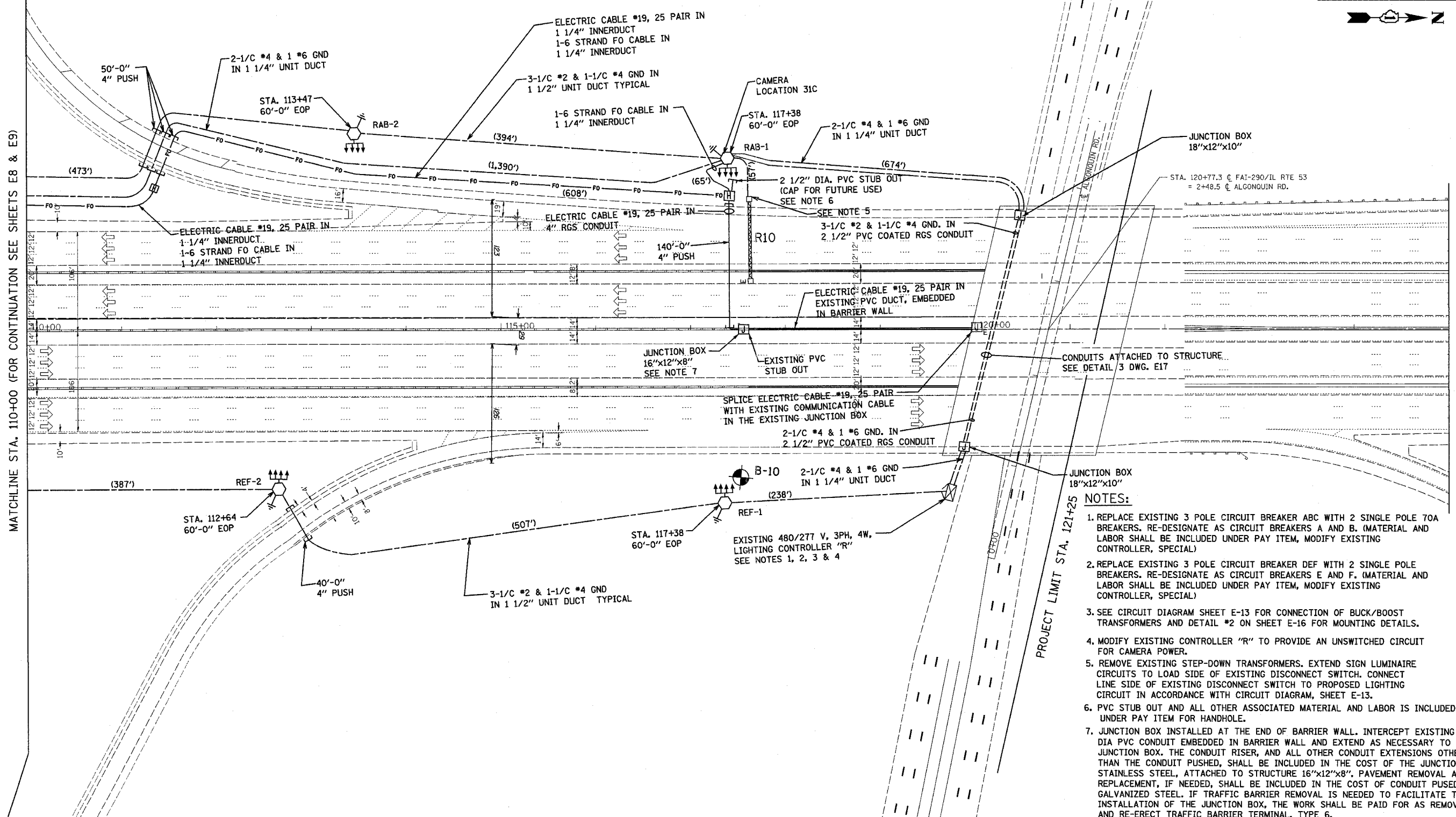


F.A.I. SECTION	COUNTY	TOTAL SHEETS	SHEET NO.
290 0305-302K-L-3	COOK		23
STA. TO STA.	TO STA.		
FED. ROAD DIST. NO.	ILLINOIS	FED. AID PROJECT	



MATCHLINE STA. 110+00 (FOR CONTINUATION SEE SHEETS E8 & E9)


MATCHLINE STA. 125+00



NOTES:

1. REPLACE EXISTING 3 POLE CIRCUIT BREAKER ABC WITH 2 SINGLE POLE 70A BREAKERS. RE-DESIGNATE AS CIRCUIT BREAKERS A AND B. (MATERIAL AND LABOR SHALL BE INCLUDED UNDER PAY ITEM, MODIFY EXISTING CONTROLLER, SPECIAL)
2. REPLACE EXISTING 3 POLE CIRCUIT BREAKER DEF WITH 2 SINGLE POLE BREAKERS. RE-DESIGNATE AS CIRCUIT BREAKERS E AND F. (MATERIAL AND LABOR SHALL BE INCLUDED UNDER PAY ITEM, MODIFY EXISTING CONTROLLER, SPECIAL)
3. SEE CIRCUIT DIAGRAM SHEET E-13 FOR CONNECTION OF BUCK/BOOST TRANSFORMERS AND DETAIL #2 ON SHEET E-16 FOR MOUNTING DETAILS.
4. MODIFY EXISTING CONTROLLER "R" TO PROVIDE AN UNSWITCHED CIRCUIT FOR CAMERA POWER.
5. REMOVE EXISTING STEP-DOWN TRANSFORMERS. EXTEND SIGN LUMINAIRE CIRCUITS TO LOAD SIDE OF EXISTING DISCONNECT SWITCH. CONNECT LINE SIDE OF EXISTING DISCONNECT SWITCH TO PROPOSED LIGHTING CIRCUIT IN ACCORDANCE WITH CIRCUIT DIAGRAM, SHEET E-13.
6. PVC STUB OUT AND ALL OTHER ASSOCIATED MATERIAL AND LABOR IS INCLUDED UNDER PAY ITEM FOR HANDHOLE.
7. JUNCTION BOX INSTALLED AT THE END OF BARRIER WALL. INTERCEPT EXISTING 4" DIA PVC CONDUIT EMBEDDED IN BARRIER WALL AND EXTEND AS NECESSARY TO ATTACH TO JUNCTION BOX. THE CONDUIT RISER, AND ALL OTHER CONDUIT EXTENSIONS OTHER THAN THE CONDUIT PUSHED, SHALL BE INCLUDED IN THE COST OF THE JUNCTION BOX, STAINLESS STEEL, ATTACHED TO STRUCTURE 16"x12"x8". PAVEMENT REMOVAL AND REPLACEMENT, IF NEEDED, SHALL BE INCLUDED IN THE COST OF CONDUIT PUSED, 4" DIA., GALVANIZED STEEL. IF TRAFFIC BARRIER REMOVAL IS NEEDED TO FACILITATE THE INSTALLATION OF THE JUNCTION BOX, THE WORK SHALL BE PAID FOR AS REMOVE AND RE-ERECT TRAFFIC BARRIER TERMINAL, TYPE 6.

E10



HARRY O. HEFFER - ASSOCIATES, INC.
 DESIGN AND CONSULTING ENGINEERS
 55 East Jackson Blvd.
 Chicago, Illinois 60604
 312/746-8131

REVISIONS	
NAME	DATE

ILLINOIS DEPARTMENT OF TRANSPORTATION
LIGHTING PLAN
 ILLINOIS ROUTE 53
 I-53 AT ALGONQUIN RD.
 SCALE: VERT. 1"=50'
 HORIZ. 1"=50'
 DATE 02-28-2005
 DRAWN BY MEK
 CHECKED BY REE

PLOT DATE = 04/28/2005
 FILE NAME = #FILE#
 PLOT SCALE = #SCALE#
 REFERENCE = #REF#