

STATE OF ILLINOIS  
DEPARTMENT OF TRANSPORTATION

ROUTE NO.	SECTION	COUNTY	TOTAL SHEETS	SHEET NO.
		Will	14	10
SHEET NO. 1 3 SHEETS				

62900

**GENERAL NOTES**


Plan dimensions and details relative to existing structure have been taken from existing plans and are subject to nominal construction variations. It shall be the Contractor's responsibility to verify such dimensions and details in the field and make necessary approved adjustments prior to construction or ordering of materials. Such variations shall not be cause for additional compensation for a change in the scope of the work, however, the Contractor will be paid for the quantity actually furnished at the unit price bid for the work.

Any damage done to the bridge during beam removal shall be repaired by the Contractor. Cost to be included in the cost of "Removal of Existing P.P.C. Deck Beams".

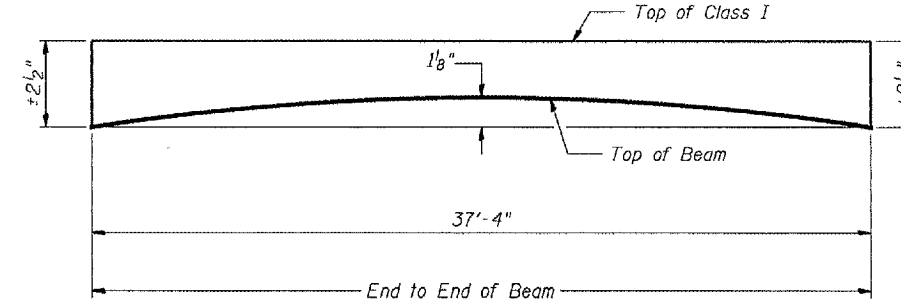
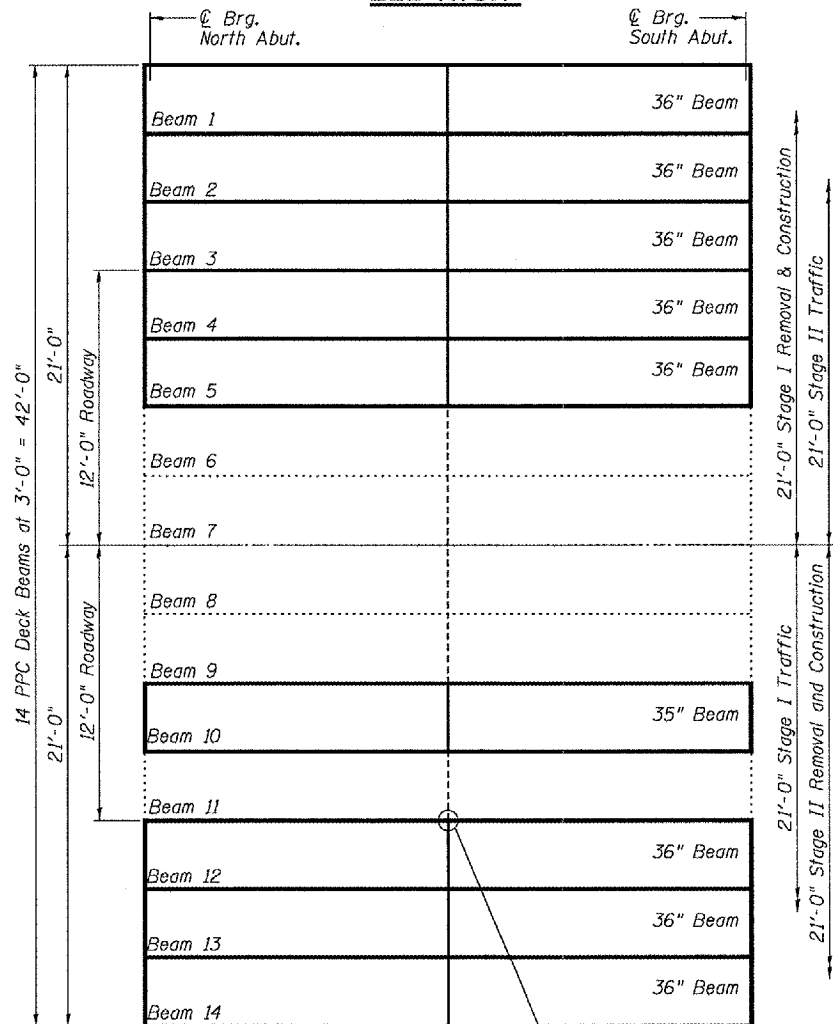
Reinforcement bars shall conform to the requirements of AASHTO M-31 or M322 Grade 60.

The top surface of the beams shall be finished in accordance with Article 504.06 of the Standard Specifications except that the surface shall not be roughened by brooming. The finished surface shall be free of depressions or high spots with sharp corners, and the top edge of keys shall be rounded or chamfered a minimum of 1/4".

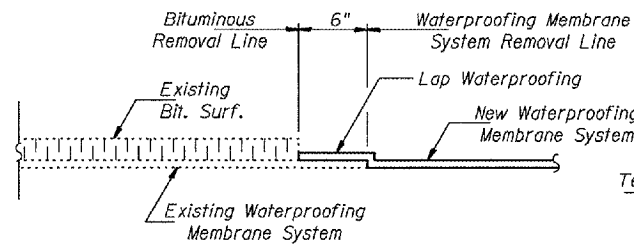
Temporary concrete barrier shall only be anchored into the overlay and not the PPC Deck Beams.



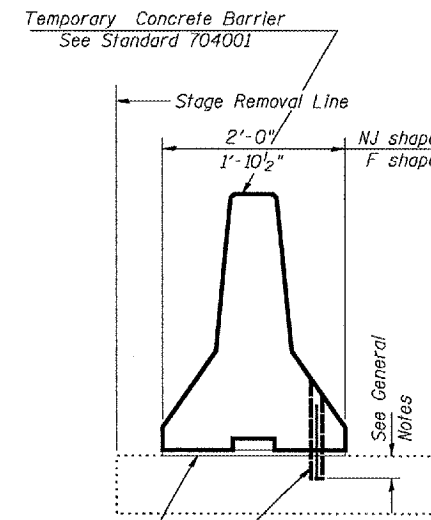
**ELEVATION**



**ANTICIPATED INITIAL CAMBER DIAGRAM**

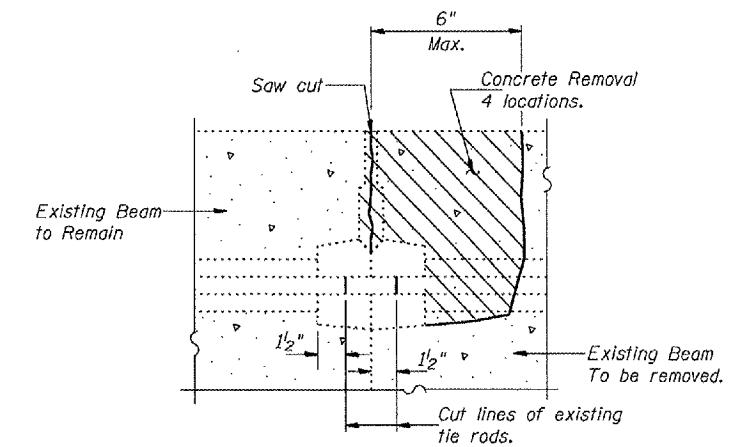


**WATERPROOFING TREATMENT**



Drill 1/4"  $\phi$  Holes in existing overlay for 1"  $\phi$  x 10" dowel bars. Traffic side only. Cost included with Temporary Concrete Barrier.

**SECTIONS THRU SLAB SHOWING TEMPORARY CONCRETE BARRIER**



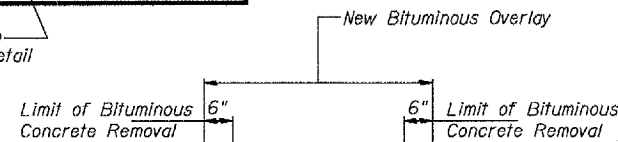
**BEAM REMOVAL DETAIL AT TRANSVERSE TIES**

**TOTAL BILL OF MATERIAL**


ITEM	UNIT	QUANTITY
Precast Prestressed Concrete Deck Beams (17" Depth)	Sq. Ft.	1005
Bituminous Concrete Surface Removal	Sq. Yd.	8.3
Removal of Existing PPC Deck Beams	Sq. Ft.	1008
Bituminous Concrete Surface Course, Superpave Mix "D" N50	Ton	12.4
PC Mortar Fairing Course	Foot	373
Reinforcement Bars, Epoxy Coated	Pound	1360
Waterproofing Membrane System	Sq. Yd.	110
Concrete Superstructure	Cu. Yd.	8.5
Concrete Removal	Cu. Yd.	8.5
Floor Drains	Each	6
Protective Coat	Sq. Yd.	14.2

Existing Tie Rods to be cut (Typ). See Detail This sheet.

**PLAN**



**PARTIAL CROSS SECTION**



Expires 11-30-06

**DESIGN STRESSES PRESTRESS UNITS**

$f'_c = 5,000$  psi  
 $f'_{ci} = 4,000$  psi  
 $f'_s = 270,000$  psi (1/2"  $\phi$  Low Relaxation Strands)  
 $f'_{sl} = 201,960$  psi (1/2"  $\phi$  Low Relaxation Strands)

DESIGNED: Victor H. Velazquez  
 CHECKED: Mike Trallock  
 DRAWN: [Signature]  
 CHECKED: MJT UHV

May 8, 2005  
 EXAMINED: John Morris  
 ENGINEER OF STRUCTURAL SERVICES  
 PASSED: Ralph E. Anderson  
 ENGINEER OF BRIDGES AND STRUCTURES

**PLAN AND ELEVATION**  
**F.A. RT. 124**  
**WILL COUNTY**  
**SN.099-0119**