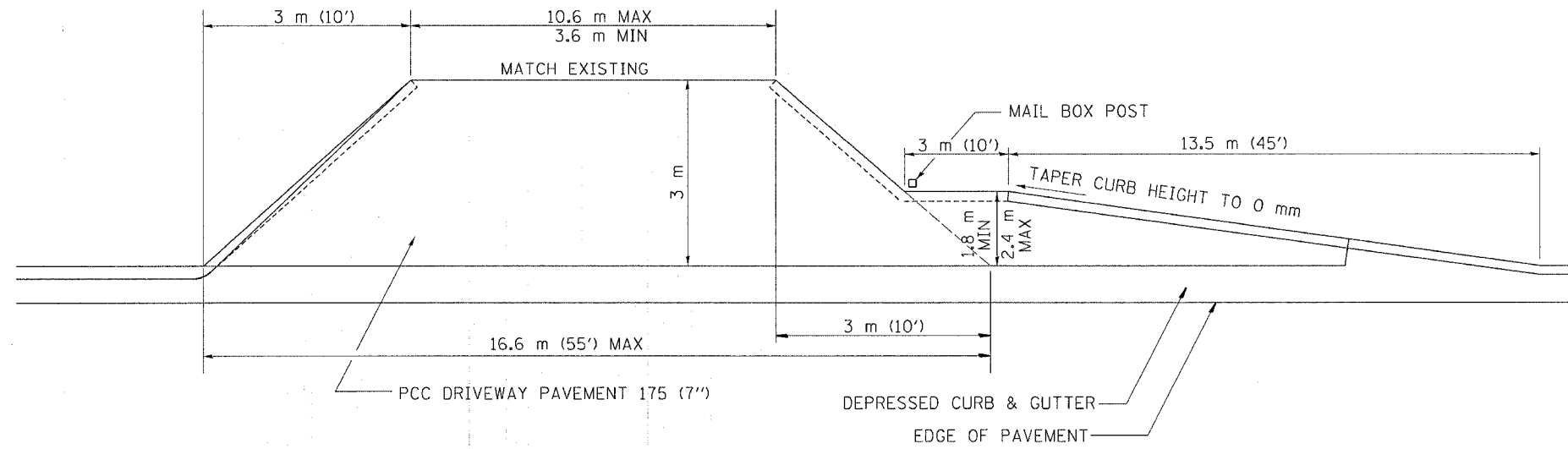
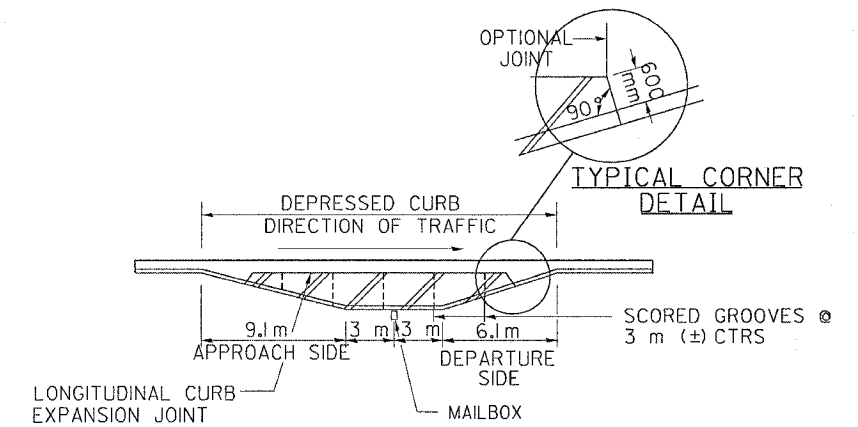


F.A.P. RTE.	SECTION	COUNTY	TOTAL SHEETS	SHEET NO.
549	116RS-1	OGLE	593	249
STA.		TO STA.		
FED. ROAD DIST. NO.		ILLINOIS FED. AID PROJECT		

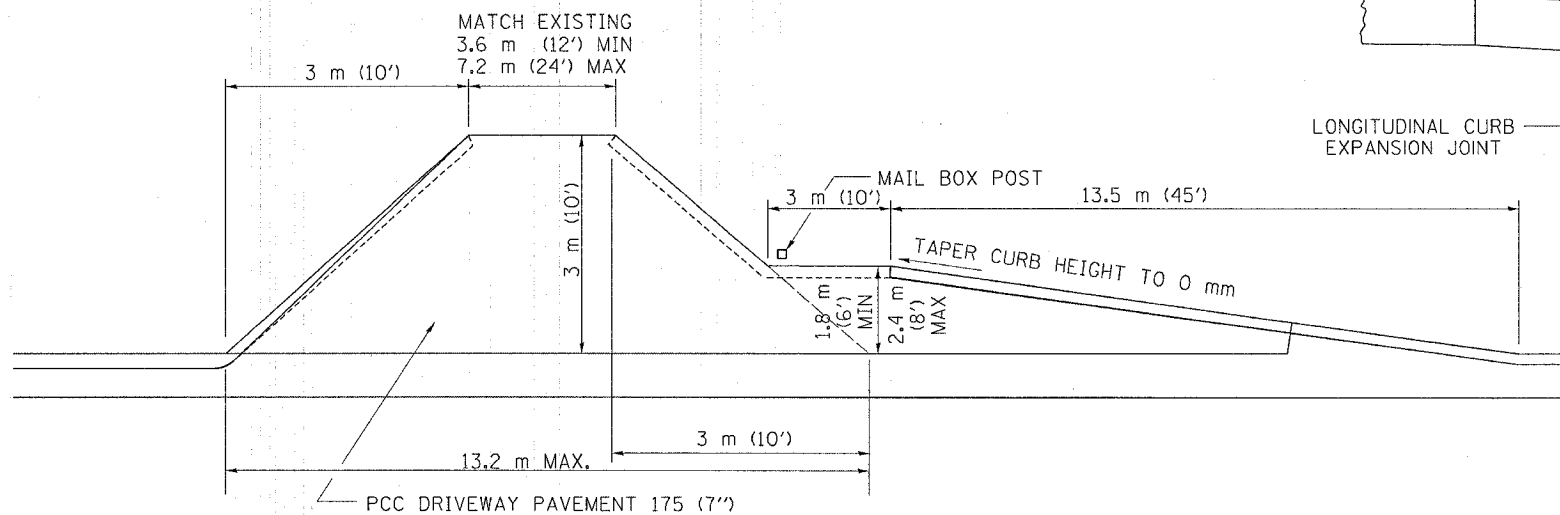
MAILBOX TURNOUT IN CURB AND GUTTER SECTION



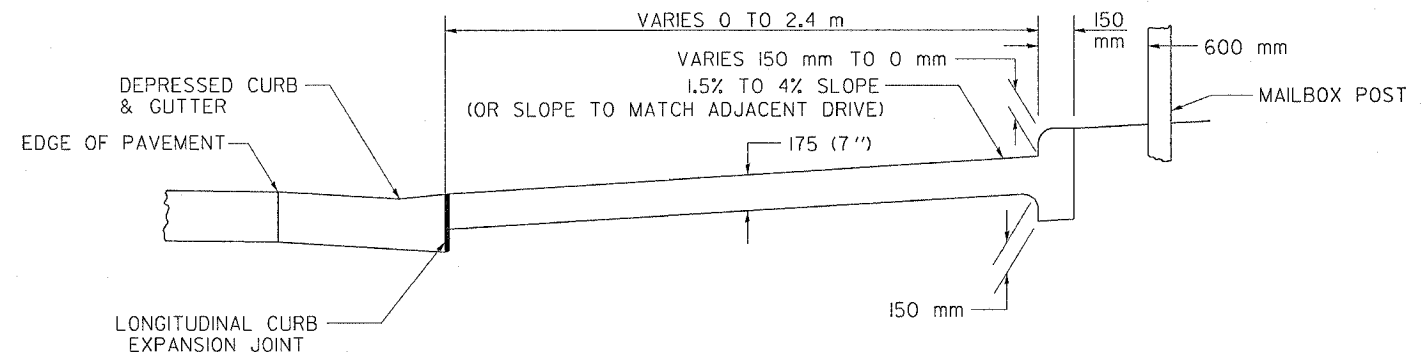
COMMERCIAL ENTRANCE WITH MAIL BOX TURNOUT



MAIL BOX TURNOUT



PRIVATE ENTRANCE WITH MAIL BOX TURNOUT



TYPICAL CROSS SECTION

GENERAL NOTES

- 1.) THE LONGITUDINAL CURB EXPANSION JOINT SHALL CONFORM TO SECTION 715 OF THE STANDARD SPECIFICATIONS.
- 2.) THE MAILBOX TURNOUT CROSS SLOPE WILL BE AS SHOWN ABOVE, AS SHOWN ON THE STATION CROSS SECTIONS OR AS DIRECTED BY THE ENGINEER.
- 3.) THE MAILBOX TURNOUT SHALL BE CONSTRUCTED WITH SCORED GROOVES, AS SPECIFIED IN ARTICLE 624.07 OF THE STANDARD SPECIFICATIONS, AT APPROXIMATELY 3.05 m CENTERS. IN THE EVENT THERE IS EXISTING OR PROPOSED SIDEWALK PRESENT, THESE SCORED GROOVES SHALL BE PLACED IN LINE WITH EVERY OTHER JOINT IN THE ADJACENT SIDEWALK.
- 4.) THE WORK WILL BE PAID FOR AT THE CONTRACT UNIT PRICE PER SQUARE YARD FOR P.C. CONCRETE DRIVEWAY PAVEMENT OF THE THICKNESS SPECIFIED IN THE PLANS WHICH PRICE SHALL INCLUDE THE LONGITUDINAL CURB EXPANSION JOINT, MONOLITHIC CURB AS SHOWN, SCORED GROOVES, AND NO ADDITIONAL COMPENSATION WILL BE ALLOWED.
- 5.) SEE THE DISTRICT STANDARD 25.1 FOR ADDITIONAL DETAILS.

ALL DIMENSIONS ARE IN MILLIMETERS (INCHES) UNLESS OTHERWISE NOTED.

PLT DATE = Wed Feb 01 07:46:26 2005
 FILE NAME = C:\projects\116RS-1\116RS-1.dwg
 PLOT SCALE = Standard 1/8"