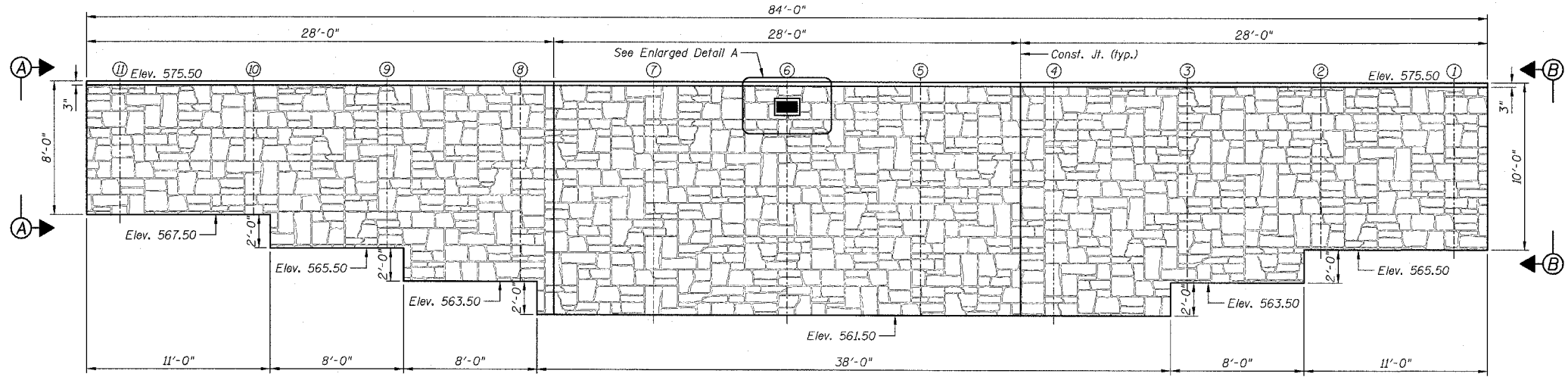
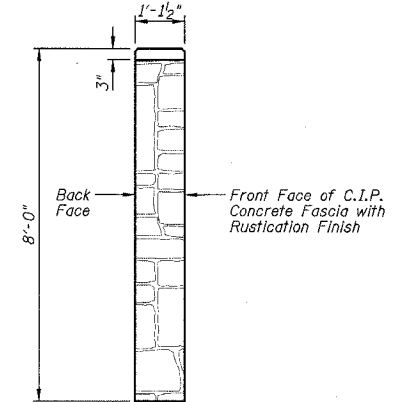


F.A.P. RTE.	SECTION	COUNTY	TOTAL SHEETS	SHEET NO.
627	(1-DI-1	LA SALLE	60	23
STA.	TO STA.			
FED. ROAD DIST. NO.	ILLINOIS FED. AID PROJECT			
CONTRACT NO. 66550			SHEET NO. B4	

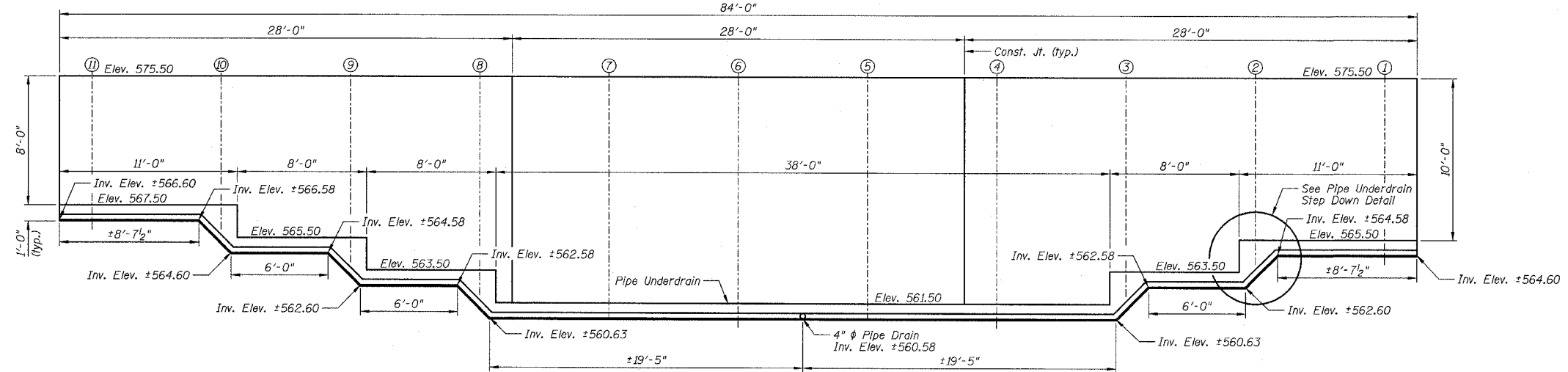
OF 9 SHEETS



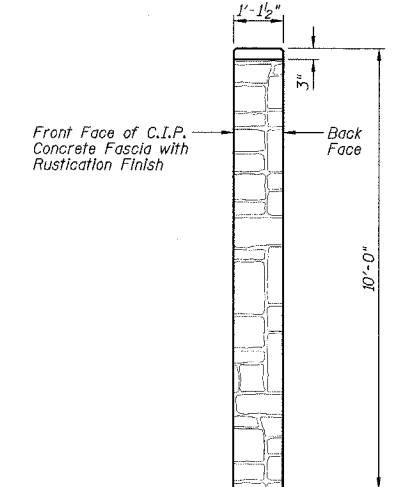
RUSTICATION FINISH ELEVATION - LOOKING SOUTH



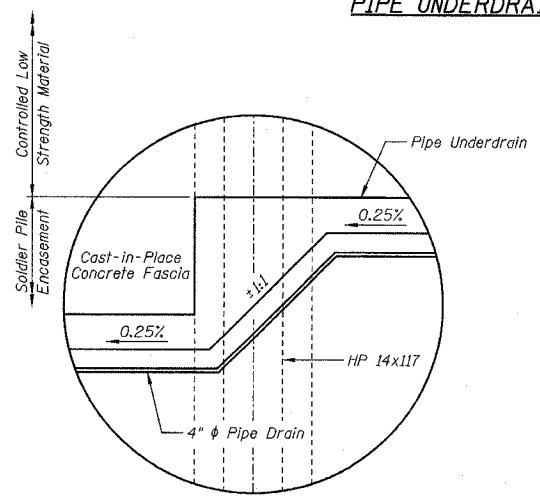
ENLARGED ELEVATION A-A



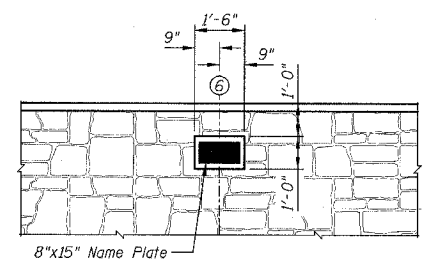
PIPE UNDERDRAIN ELEVATION - LOOKING SOUTH



ENLARGED ELEVATION B-B



PIPE UNDERDRAIN STEP DOWN DETAIL



ENLARGED DETAIL A



EXAMPLE OF RUSTICATION PATTERN
 Notes: Maximum Relief = 1/2"
 Stone Size = 8"-25"

BILL OF MATERIALS

Item	Unit	Total
Rustication Finish	Sq. Ft.	980
Pipe Underdrains for Structures 4"	Foot	88

NOTES:

- 1) Work this sheet with Sheets B1 thru B3.
- 2) Limits of Rustication Finish extend from bottom of wall to 3" from the top of wall.

RUSTICATION FINISH DETAILS
 AND PIPE UNDERDRAIN DETAILS
 IL ROUTE 71
 SOLDIER PILE RETAINING WALL
 F.A.P. ROUTE 627 - SEC. (1-DI-1
 LA SALLE COUNTY
 STATION 399+91.88 TO STATION 400+87.50
 STRUCTURE NO. 050-W001

DESIGNED BY J.M.L.
 DRAWN BY D.J.M.
 CHECKED BY M.S.W.

Farnsworth GROUP
 2700 McGraw Drive
 Bloomington, Illinois 61704
 309/832-6555 309/832-8771 fax

FILE NO. 24-6772
 DATE 03-24-05
 SHEET NO. 23 of 60