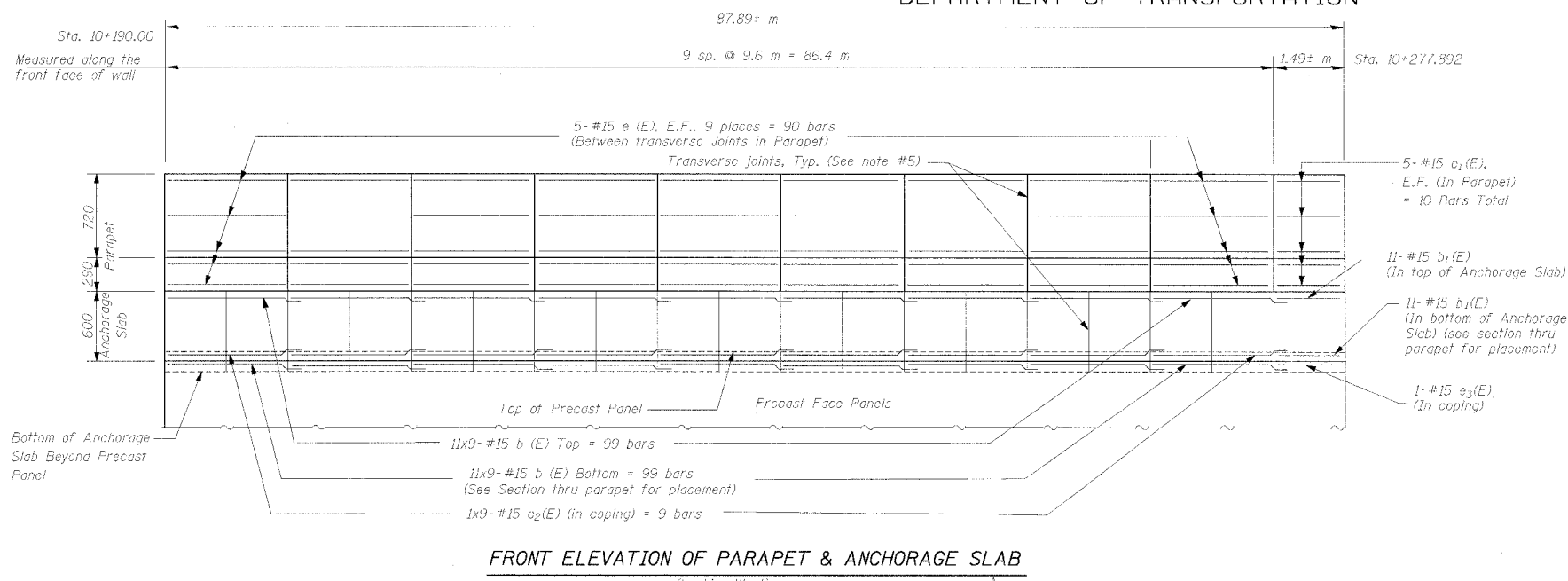
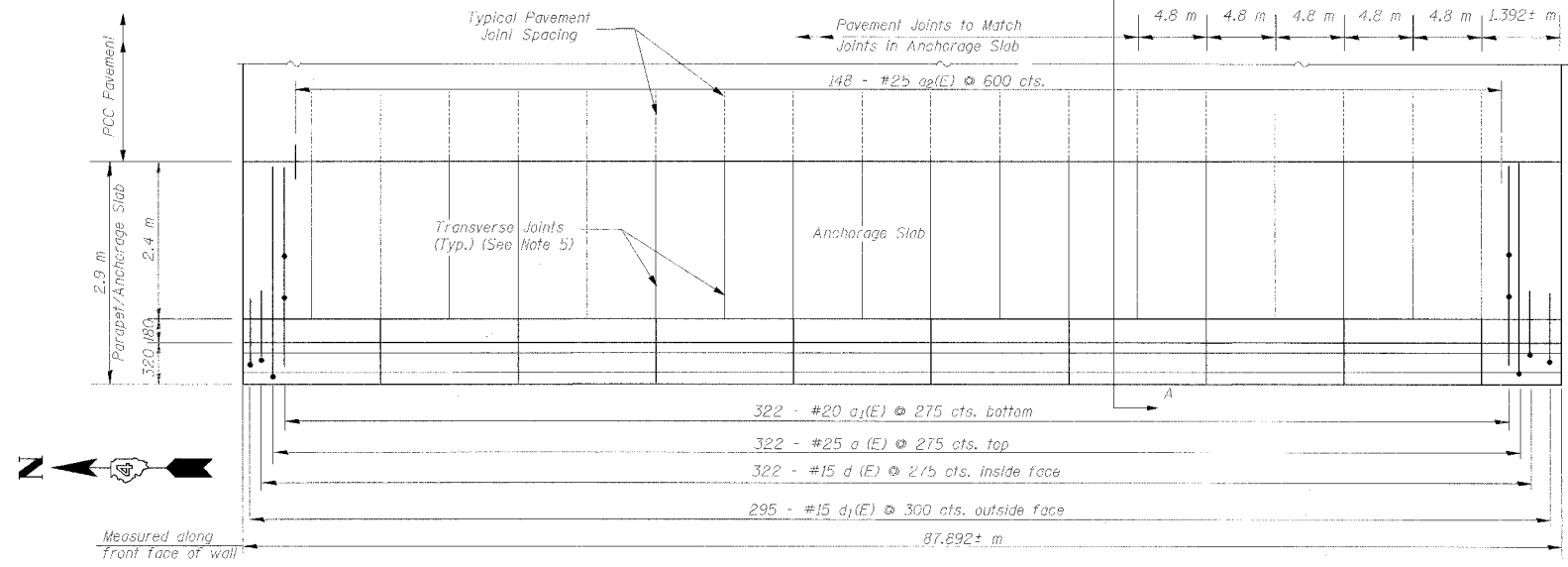


STATE OF ILLINOIS
DEPARTMENT OF TRANSPORTATION

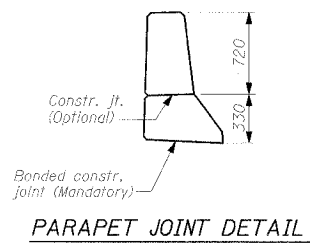
ROUTE NO.	SECTION	COUNTY	TOTAL SHEETS	SHEET NO.
F.A.I. 74	(72-7)R-3	PEORIA	1360	1055
Contract No. 68200				



FRONT ELEVATION OF PARAPET & ANCHORAGE SLAB
(Looking West)

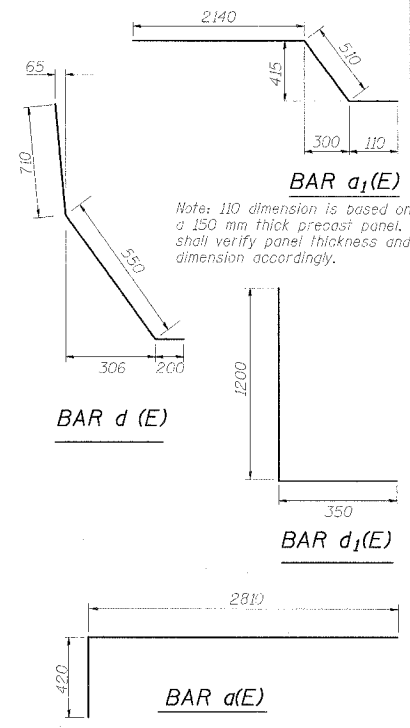


PLAN OF PARAPET & ANCHORAGE SLAB



PARAPET JOINT DETAIL

- NOTES:
- Longitudinal bars in the Anchorage Slab shall be continuous through the sawed joints. Longitudinal bars in the parapet shall not pass through the parapet joints. Maintain 50 mm end clearance. Bars may be fold cut to fit where distance between joints varies with horizontal curvature.
 - Bars indicated 1x2-#15 etc. indicates 1 line of bars with 2 lengths per line.
 - Reinforcement bars designated (E) shall be epoxy coated.
 - Contractor shall ensure that the top of P.I.F. is clear of select fill or other debris before placing Anchorage Slab concrete.
 - Sawed contraction joints shall be placed in the anchorage slab to radially match the transverse joints in the pavement. See Std. 483001-174 & 420001-03 for joint details in anchorage slab. Parapet contraction joints shall be aluminum sheeted full height if cast-in-place, saw-cut full height if slip formed.
 - At 50 mm deep sawed contraction joints in anchorage slab, shift a(E) bars as required for 100 mm horizontal clearance from joint and field bend b(E) & b1(E) bars in top of anchorage slab to provide 110 mm clearance from top of slab.
 - Lap splice for #15(E) shall be 640 mm



SECTION A-A

BILL OF MATERIAL

Bar	No.	Size	Length (m)	Shape
a (E)	322	#25	5.23	┌
a1(E)	322	#20	2.76	┌
a2(E)	148	#25	1.00	—
b (E)	198	#15	10.25	—
b1(E)	22	#15	1.44	—
d (E)	322	#15	1.46	┌
d1(E)	295	#15	1.55	┌
e (E)	90	#15	9.5	—
e1(E)	10	#15	1.39	—
e2(E)	9	#15	10.25	—
e3(E)	1	#15	1.44	—
Concrete Superstructure			m ³	27.0
Concrete Structures			m ³	84.0
Reinforcement Bars, Epoxy Coated			kg	12,960

SECTIONS AND DETAILS
RAMP C-3 OVER DRY RUN CREEK
F.A.I. RTE 74(I-74) SECTION (72-7)R-3
PEORIA COUNTY
STA. 10+190.00 TO STA. 10+277.94 (RAMP C-3)
STRUCTURE NUMBER 072-8619 - WALL 18C

DESIGNED	GEK
CHECKED	
DRAWN	GEK
CHECKED	

Contraction joints cost included with Concrete Superstructure:

- If Cast-In-Place: joints shall be aluminum sheeted full height, 3 mm Aluminum sheet ASTM B 209M alloy 3003-H14, same dimension as section of parapet.
- If Slip Formed: Joints shall be saw-cut full height.

ADDENDUM #1, MAY 27 2005



111 NE Jefferson Ave.
Peoria, Illinois 61602
Ph:3091676-8464
FAX:3091676-5445