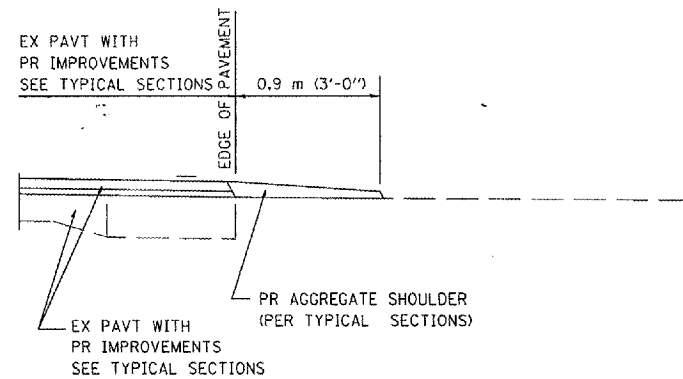
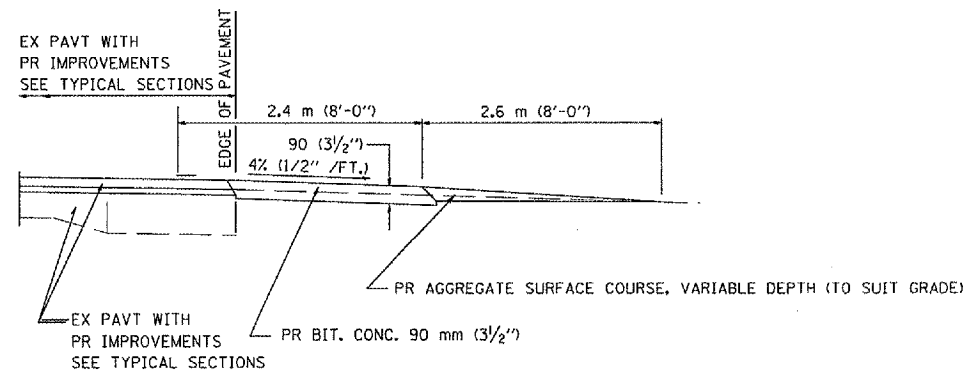


F.A.P. RTE.	SECTION	COUNTY	TOTAL SHEETS	SHEET NO.
123	150 RS	SANGAMON	28	25
STA.		TO STA.		
FED. ROAD DIST. NO.		ILLINOIS FED. AID PROJECT		

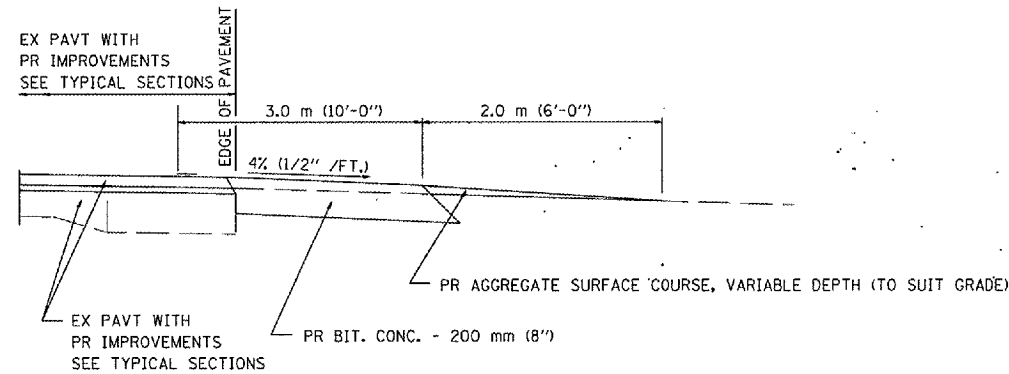
72876



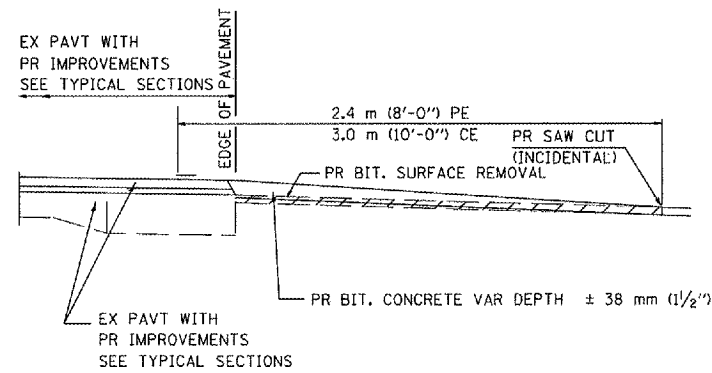
SECTION A-A FOR EX EARTH/ AGGREGATE FE



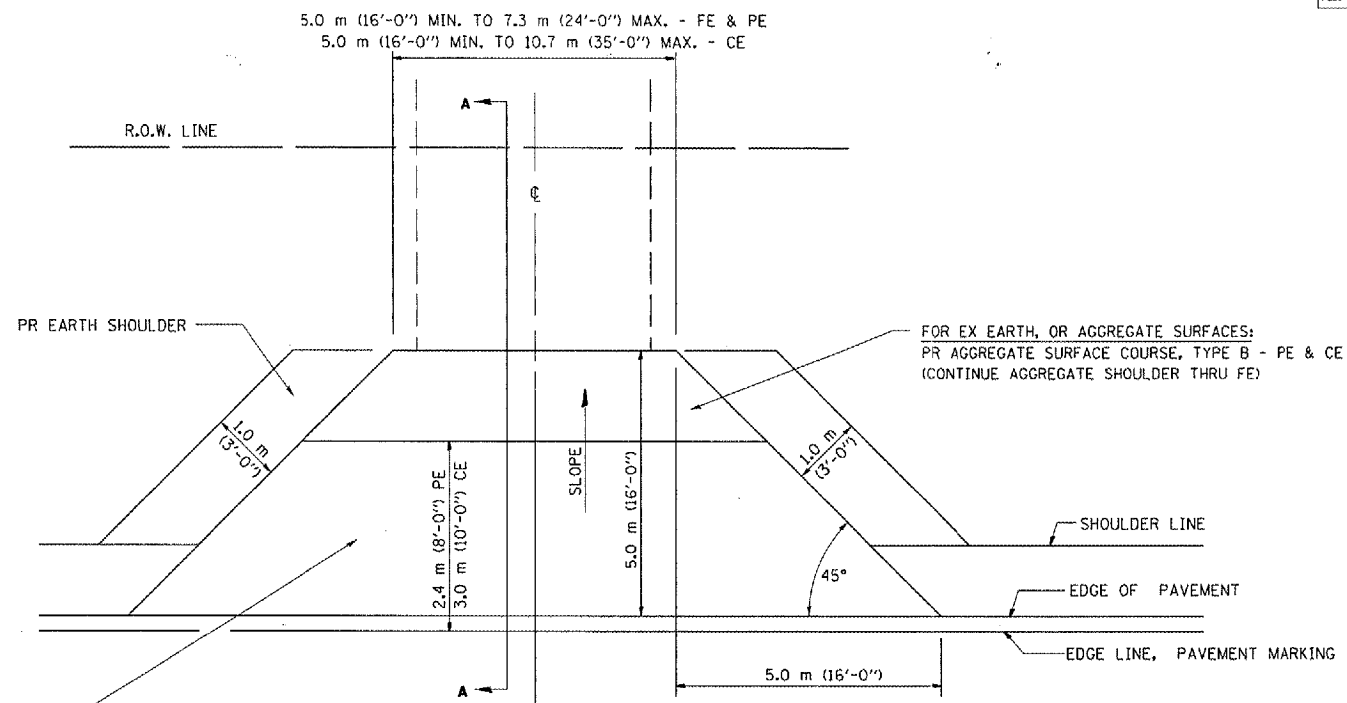
SECTION A-A FOR EX EARTH/AGGREGATE PE



SECTION A-A FOR EX EARTH/AGGREGATE CE & SIDE ROAD



SECTION A-A FOR EX BITUMINOUS/ PC CONCRETE PE, CE & SIDE ROAD



FOR EX EARTH OR AGGREGATE SURFACES:
 PR BIT SURFACE REMOVAL (IF APPLICABLE)
 PR AGGREGATE SHOULDER THRU - FE
 PR BITUMINOUS CONCRETE 90 mm (3 1/2") - PE
 PR BITUMINOUS CONCRETE 200mm (8") - CE

FOR BITUMINOUS OR P.C. CONCRETE SURFACES:
 PR BITUMINOUS SURFACE REMOVAL, VARIABLE DEPTH

GENERAL NOTES:

THE RESIDENT ENGINEER WILL DETERMINE THE EXACT TYPE OF IMPROVEMENT TO BE COMPLETED FOR ALL ENTRANCES, SIDEROADS AND MAILBOX TURNOUTS ON THIS PROJECT.

THE PLAN DETAILS AND SCHEDULES SHOULD BE USED AS A GUIDE FOR THE ENGINEER TO IMPLEMENT THE FINAL DESIGN. THE ENGINEER MAY DECIDE TO SALVAGE PORTIONS OF THE EXISTING ENTRANCE PAVEMENT STRUCTURE; THEREFORE, REDUCING PAY ITEM QUANTITIES. NO ADDITIONAL PAYMENT WILL BE ALLOWED FOR THIS REDUCTION IN QUANTITIES.

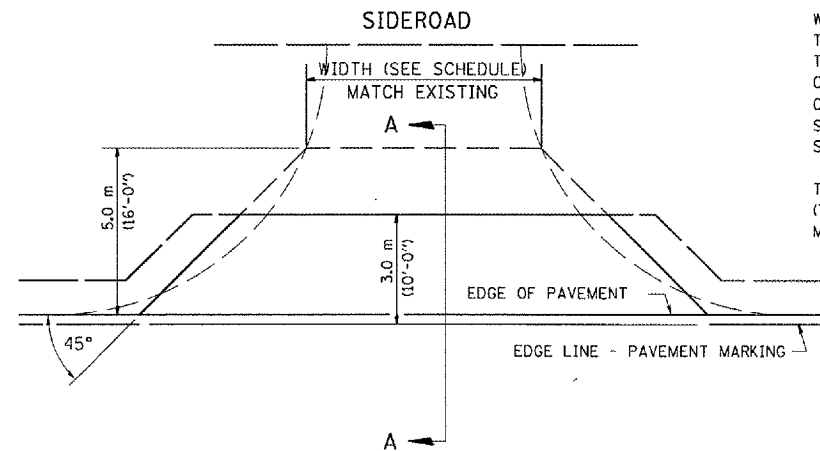
ANY WORK THE ENGINEER REQUIRES WHICH IS NOT COVERED BY A PAY ITEM CONTAINED IN THE PLANS WILL BE PAID FOR IN ACCORDANCE WITH ARTICLE 109.04 OF THE STANDARD SPECIFICATIONS.

BITUMINOUS CONCRETE REQUIRED TO CONSTRUCT THE ENTRANCES SHALL BE IN ACCORDANCE WITH THE APPLICABLE PORTIONS OF SECTION 406 AND 408 OF THE STANDARD SPECIFICATIONS AND AS DIRECTED BY THE ENGINEER.

WHEN THE BITUMINOUS CONCRETE PROPOSED FOR THE IMPROVEMENT IS THICKER THAN 75 mm (3 INCHES) AND REQUIRE PLACEMENT IN MORE THAN ONE LIFT. THE BOTTOM LIFT(S) SHALL MEET THE REQUIREMENTS OF BITUMINOUS BASE COURSE IN SECTION 406 OF THE STANDARD SPECIFICATIONS AND THE TOP LIFT OF 50 mm (2 INCHES) SHALL MEET THE REQUIREMENTS OF BITUMINOUS CONCRETE SURFACE COURSE, MIXTURE C, CLASS I, TYPE 2 OF SECTION 406 OF THE STANDARD SPECIFICATIONS.

THIS WORK WILL BE PAID FOR AT THE CONTRACT UNIT PRICE PER METRIC TON (TON) FOR "INCIDENTAL BITUMINOUS SURFACING" WHICH SHALL INCLUDE ALL MATERIALS, EQUIPMENT, AND LABOR INVOLVED.

ALL DIMENSIONS ARE IN MILLIMETERS (INCHES) UNLESS OTHERWISE SHOWN.



REVISIONS	
NAME	DATE

ILLINOIS DEPARTMENT OF TRANSPORTATION
**DETAILS FOR RURAL
 ENTRANCE, MAILBOX TURNOUT
 & SIDE ROAD**

SHEET 1 OF 3

SCALE: VERT. DRAWN BY CAD
 HORIZ. CHECKED BY JCN
 DATE: FEBRUARY 23, 1999

SMARTPPP

DGN-SPEC *USER*
 DATE-TIME *TIME*