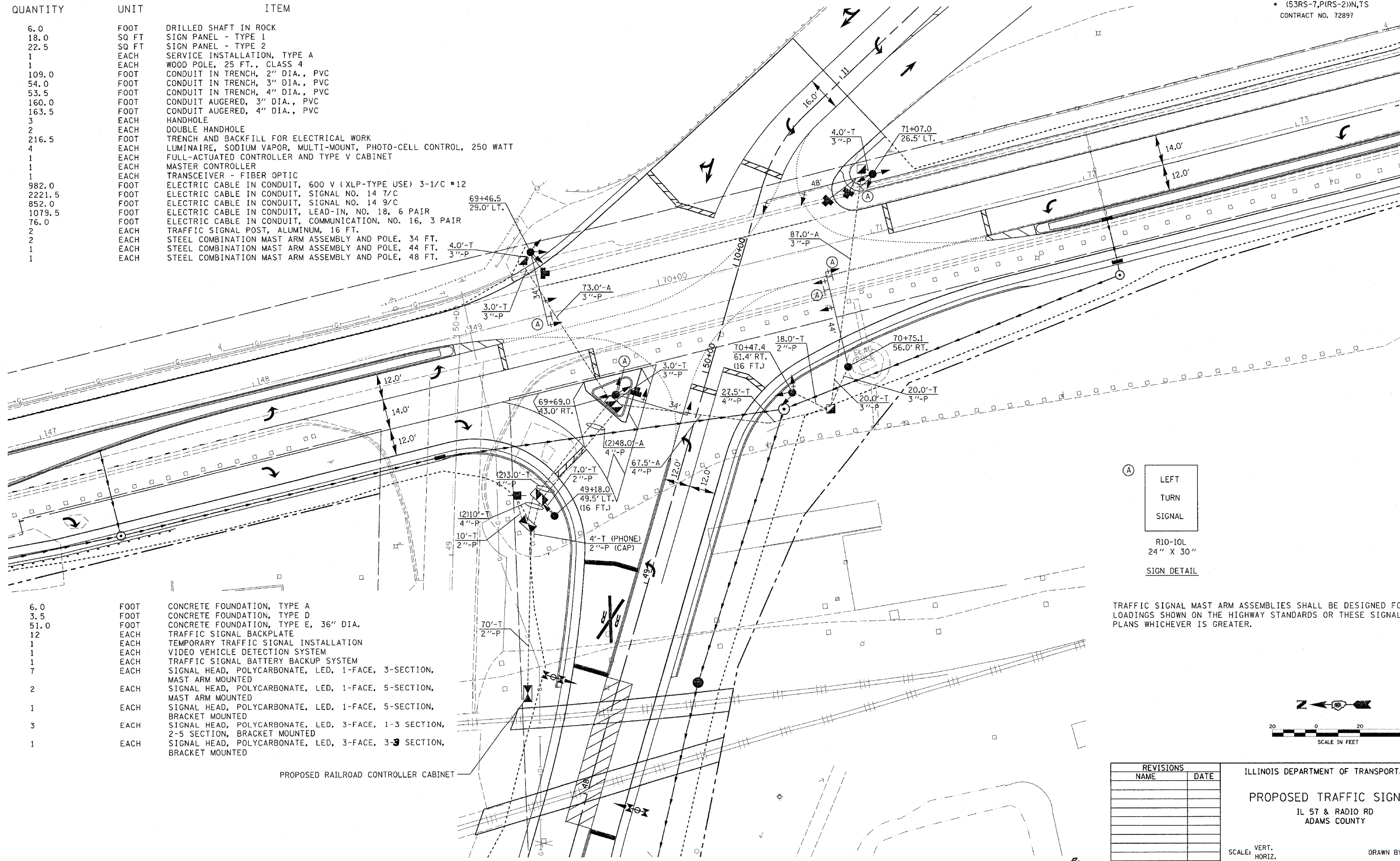


TRAFFIC SIGNAL QUANTITIES

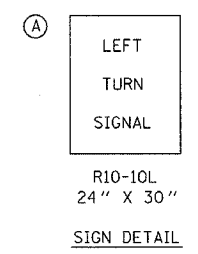
LOCATION: IL 57 & RADIO RD

QUANTITY	UNIT	ITEM
6.0	FOOT	DRILLED SHAFT IN ROCK
18.0	SQ FT	SIGN PANEL - TYPE 1
22.5	SQ FT	SIGN PANEL - TYPE 2
1	EACH	SERVICE INSTALLATION, TYPE A
1	EACH	WOOD POLE, 25 FT., CLASS 4
109.0	FOOT	CONDUIT IN TRENCH, 2" DIA., PVC
54.0	FOOT	CONDUIT IN TRENCH, 3" DIA., PVC
53.5	FOOT	CONDUIT IN TRENCH, 4" DIA., PVC
160.0	FOOT	CONDUIT AUGERED, 3" DIA., PVC
163.5	FOOT	CONDUIT AUGERED, 4" DIA., PVC
3	EACH	HANDHOLE
2	EACH	DOUBLE HANDHOLE
216.5	FOOT	TRENCH AND BACKFILL FOR ELECTRICAL WORK
4	EACH	LUMINAIRE, SODIUM VAPOR, MULTI-MOUNT, PHOTO-CELL CONTROL, 250 WATT
1	EACH	FULL-ACTUATED CONTROLLER AND TYPE V CABINET
1	EACH	MASTER CONTROLLER
1	EACH	TRANSCEIVER - FIBER OPTIC
982.0	FOOT	ELECTRIC CABLE IN CONDUIT, 600 V (XLP-TYPE USE) 3-1/C #12
2221.5	FOOT	ELECTRIC CABLE IN CONDUIT, SIGNAL NO. 14 T/C
852.0	FOOT	ELECTRIC CABLE IN CONDUIT, SIGNAL NO. 14 9/C
1079.5	FOOT	ELECTRIC CABLE IN CONDUIT, LEAD-IN, NO. 18, 6 PAIR
76.0	FOOT	ELECTRIC CABLE IN CONDUIT, COMMUNICATION, NO. 16, 3 PAIR
2	EACH	TRAFFIC SIGNAL POST, ALUMINUM, 16 FT.
2	EACH	STEEL COMBINATION MAST ARM ASSEMBLY AND POLE, 34 FT.
1	EACH	STEEL COMBINATION MAST ARM ASSEMBLY AND POLE, 44 FT.
1	EACH	STEEL COMBINATION MAST ARM ASSEMBLY AND POLE, 48 FT.

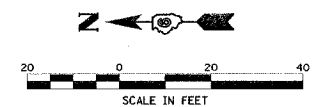
F.A.P. RTE.	SECTION	COUNTY	TOTAL SHEETS	SHEET NO.
502	*	ADAMS	315	68
STA.	TO STA.			
FED. ROAD DIST. NO.	ILLINOIS	FED. AID PROJECT		
* (53RS-7,P(RS-2))N,TS				
CONTRACT NO. 72897				



6.0	FOOT	CONCRETE FOUNDATION, TYPE A
3.5	FOOT	CONCRETE FOUNDATION, TYPE D
51.0	FOOT	CONCRETE FOUNDATION, TYPE E, 36" DIA.
12	EACH	TRAFFIC SIGNAL BACKPLATE
1	EACH	TEMPORARY TRAFFIC SIGNAL INSTALLATION
1	EACH	VIDEO VEHICLE DETECTION SYSTEM
1	EACH	TRAFFIC SIGNAL BATTERY BACKUP SYSTEM
7	EACH	SIGNAL HEAD, POLYCARBONATE, LED, 1-FACE, 3-SECTION, MAST ARM MOUNTED
2	EACH	SIGNAL HEAD, POLYCARBONATE, LED, 1-FACE, 5-SECTION, MAST ARM MOUNTED
1	EACH	SIGNAL HEAD, POLYCARBONATE, LED, 1-FACE, 5-SECTION, BRACKET MOUNTED
3	EACH	SIGNAL HEAD, POLYCARBONATE, LED, 3-FACE, 1-3 SECTION, 2-5 SECTION, BRACKET MOUNTED
1	EACH	SIGNAL HEAD, POLYCARBONATE, LED, 3-FACE, 3-SECTION, BRACKET MOUNTED



TRAFFIC SIGNAL MAST ARM ASSEMBLIES SHALL BE DESIGNED FOR THE LOADINGS SHOWN ON THE HIGHWAY STANDARDS OR THESE SIGNAL PLANS WHICHEVER IS GREATER.



REVISIONS	
NAME	DATE

ILLINOIS DEPARTMENT OF TRANSPORTATION  
**PROPOSED TRAFFIC SIGNALS**  
 IL 57 & RADIO RD  
 ADAMS COUNTY

SCALE: VERT. \_\_\_\_\_  
 HORIZ. \_\_\_\_\_  
 DATE AUG. 2004  
 DRAWN BY KDA  
 CHECKED BY \_\_\_\_\_