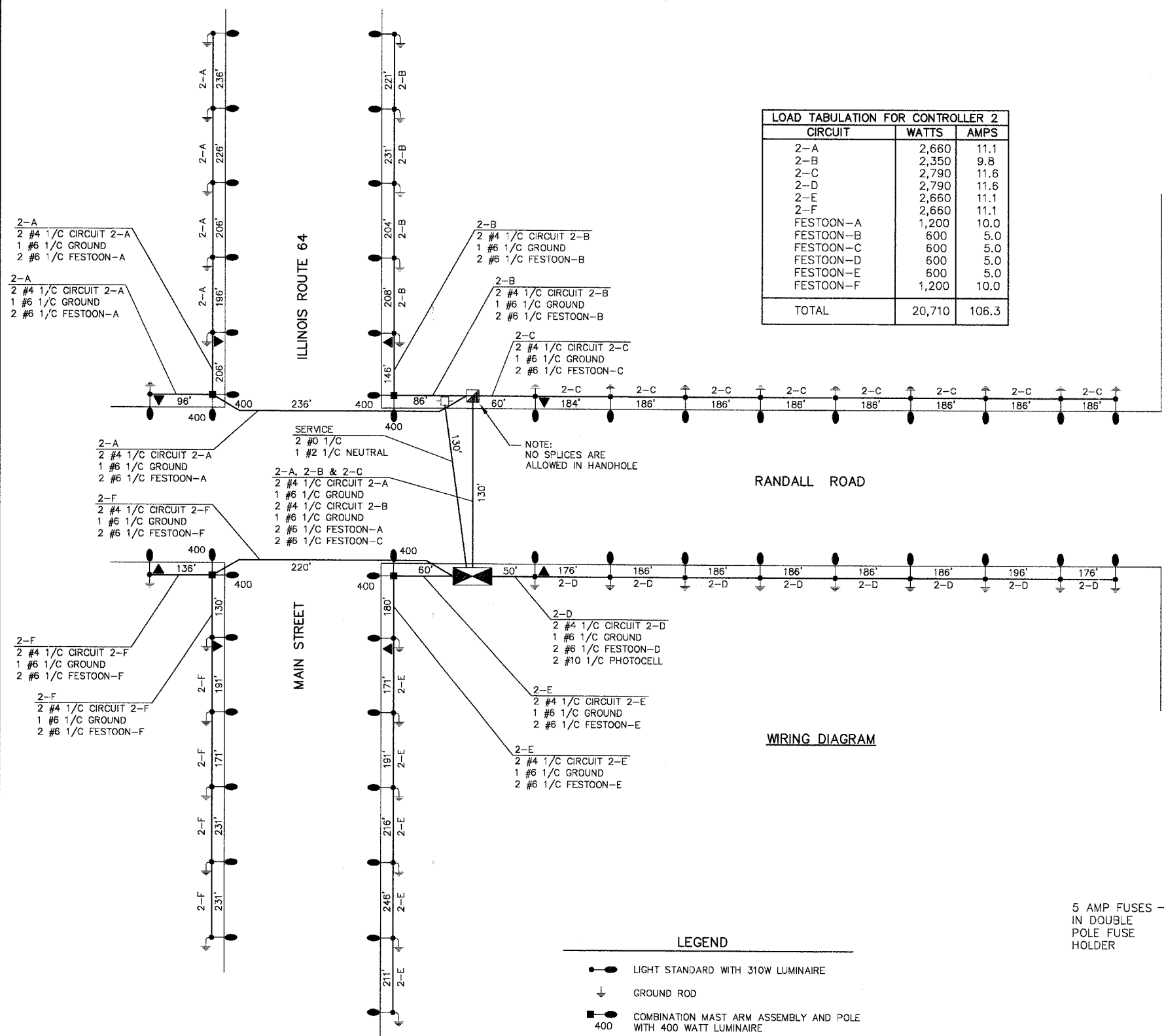


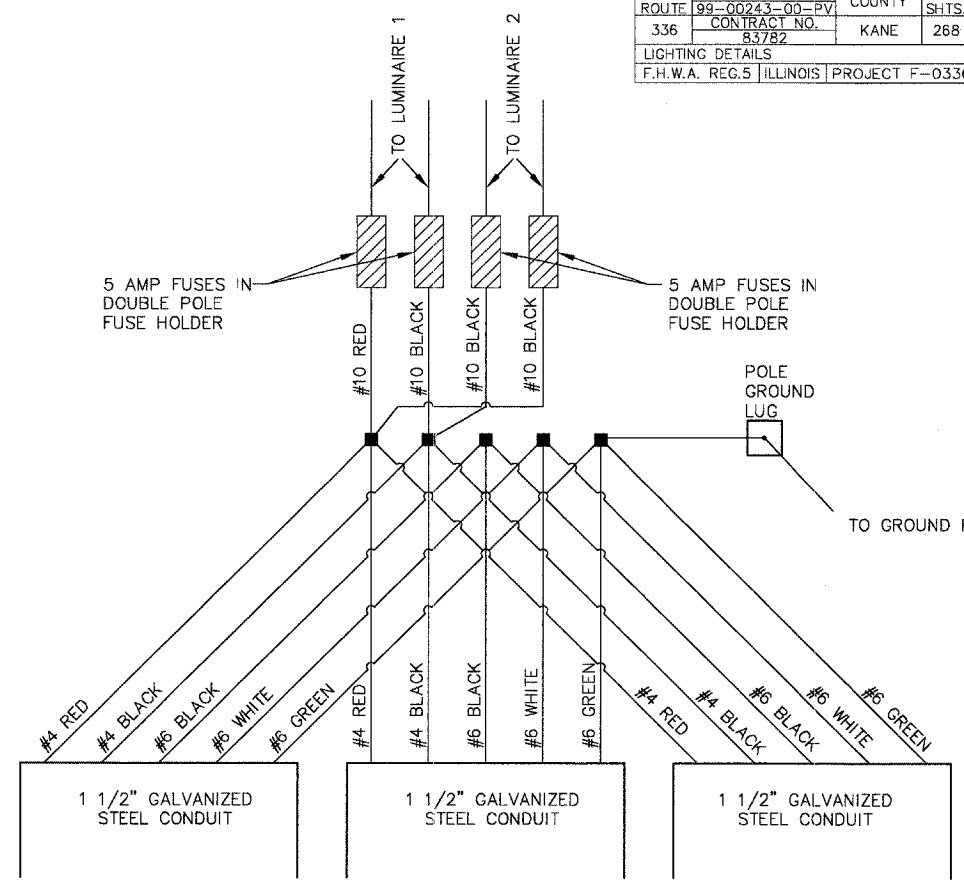
F.A.P. COUNTY SECTION	COUNTY	TOTALS
ROUTE 99-00243-00-PV	KANE	SHTS.
CONTRACT NO. 83782		288
LIGHTING DETAILS		
F.H.W.A. REG.5 ILLINOIS PROJECT F-0336		

CIRCUIT	WATTS	AMPS
2-A	2,660	11.1
2-B	2,350	9.8
2-C	2,790	11.6
2-D	2,790	11.6
2-E	2,660	11.1
2-F	2,660	11.1
FESTOON-A	1,200	10.0
FESTOON-B	600	5.0
FESTOON-C	600	5.0
FESTOON-D	600	5.0
FESTOON-E	600	5.0
FESTOON-F	1,200	10.0
TOTAL	20,710	106.3

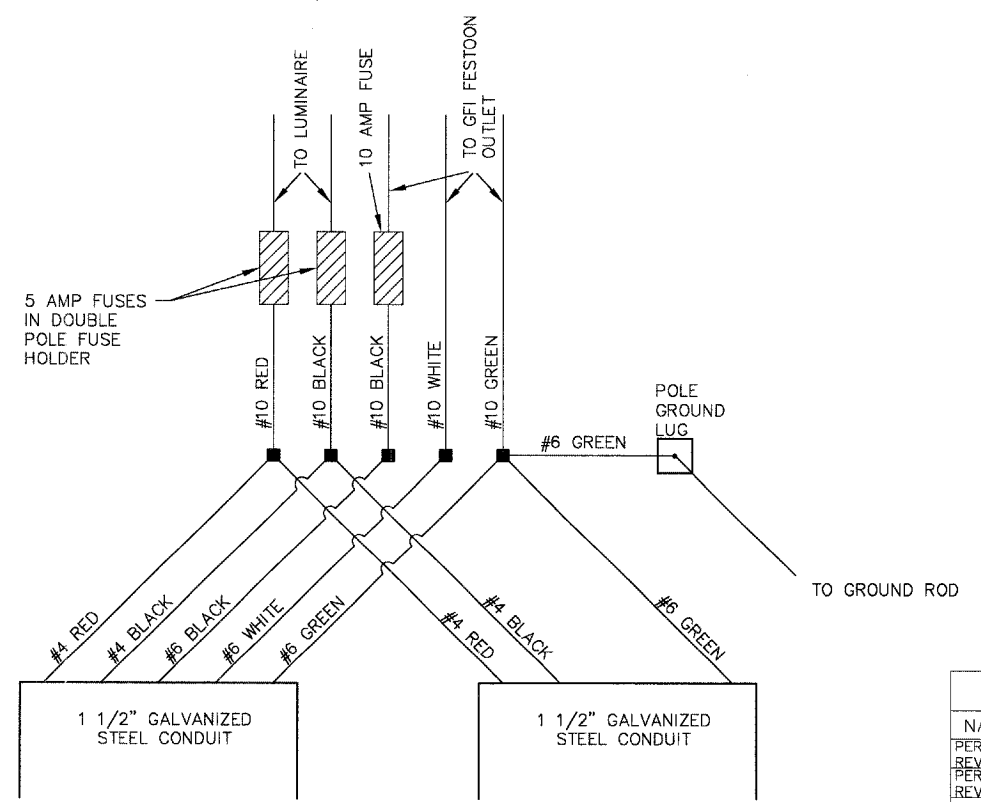


WIRING DIAGRAM

- LEGEND**
- LIGHT STANDARD WITH 310W LUMINAIRE
 - ⬇ GROUND ROD
 - COMBINATION MAST ARM ASSEMBLY AND POLE WITH 400 WATT LUMINAIRE
 - COMBINATION MAST ARM ASSEMBLY AND POLE WITH TWO MAST ARMS AND 400W LUMINAIRES
 - ⊠ LIGHTING CONTROLLER
 - HANDHOLE
 - ▼ PROPOSED FESTOON OUTLET
 - 2-B
275' GALVANIZED STEEL CONDUIT FOR THE CIRCUIT SPECIFIED. EACH CONDUIT CONTAINS: 2 #4 1/C STREET LIGHTS 1 #6 1/C GROUND UNLESS OTHERWISE SHOWN
 - POWER POLE



POLE WIRING DETAIL FOR COMBINATION MAST ARM ASSEMBLIES AND POLES WITH TWO LUMINAIRE ARMS



POLE WIRING DETAIL FOR LIGHT STANDARDS WITH FESTOON OUTLETS

REVISIONS	
NAME	DATE
PER BEO	10-7-04
REVIEW	
PER BEO	12-29-04
REVIEW	

STREET LIGHTING DETAILS

CONTROLLER 2 AND POLE WIRING DIAGRAMS

RANDALL ROAD

SCALE: NONE DRAWN BY: JMH
 DATE: 5-26-04 CHECKED BY: DAY

Revised 6-8-05