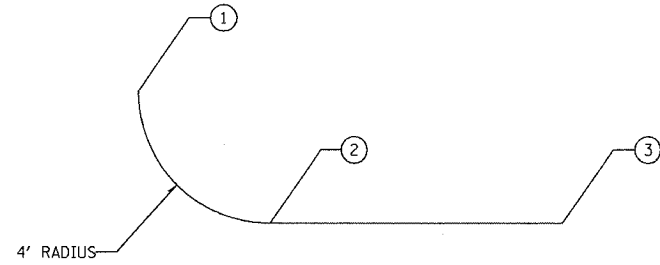


1 2 3 4 5 6 7 8 9 1/31/2005
 10 11 12 13 14 15 16 17 18
 19 20 21 22 23 24 25 26
 27 28 29 30 31 32 33 34 35
 36 37 38 39 40 41 42 43 44 45
 46 47 48 49 50 51 52 53 54
 55 56 57 58 59 60 61 62 63

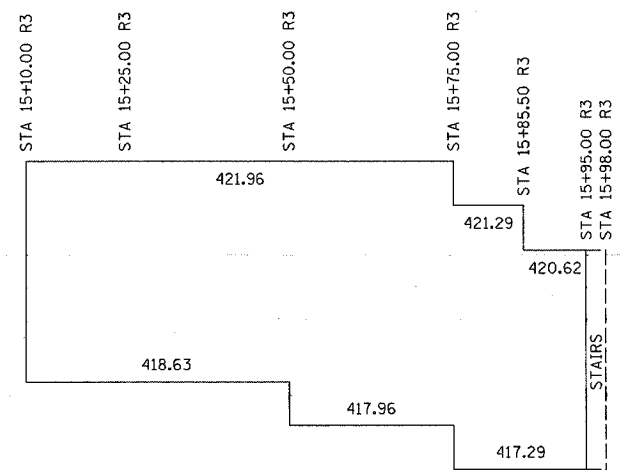
c:\projects\94652d\02101pa.dgn
 stef.fenmk*.DATE

REV: MRW 2

LOCATION #2 = LT. STA. 15+10.00 TO LT. STA. 15+98.00
 WALL AREA = 317 SQ. FT.



NO.	MAINLINE STATION	MAINLINE OFFSET
1	15+10.00	30.99' LT
2	15+13.49	27.33' LT
3	15+98.00	27.33' LT

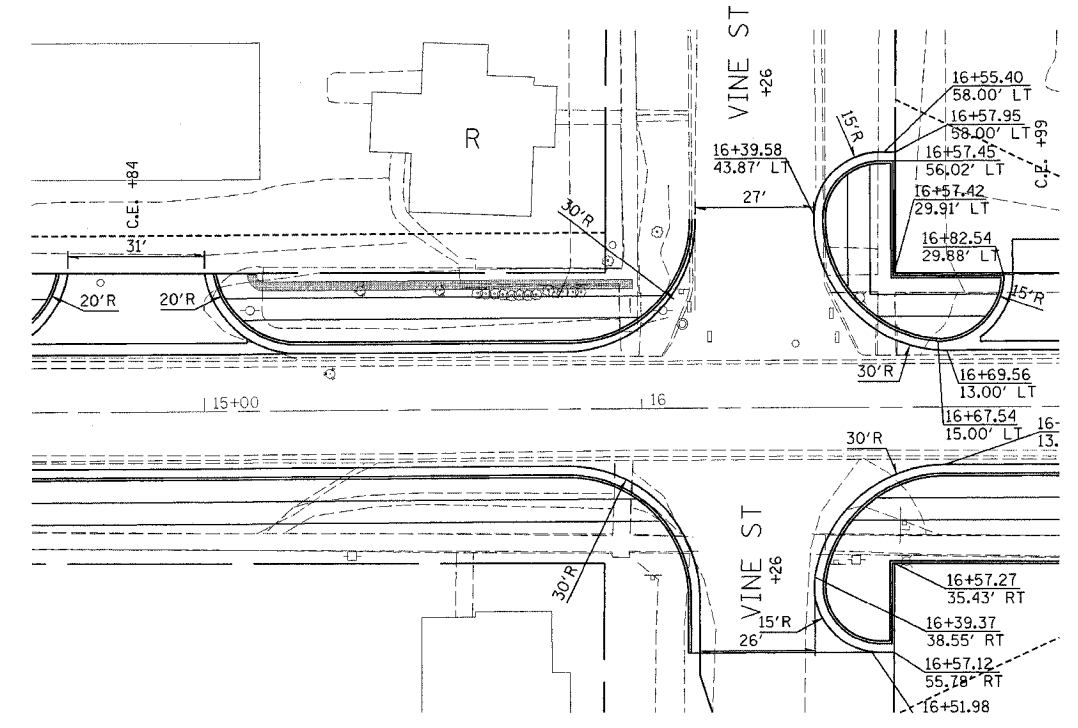


TOP AND BOTTOM OF WALL ELEVATIONS
 NOTE: BOTTOM OF WALL NOT BOTTOM OF FOOTING



FAP FILE	SECTION	COUNTY	TOTAL SHEETS	SHEET NO.
332	(1012)W,RS	WHITE/EDWARDS	198	54

CONTRACT NO. 94652



REVISIONS	
NAME	DATE

ILLINOIS DEPARTMENT OF TRANSPORTATION
MODULAR RETAINING WALL
LT STA 15+10.00
TO
LT STA 15+98.00

SCALE: VERT. _____
 HORIZ. _____
 DATE _____

DRAWN BY _____
 CHECKED BY _____