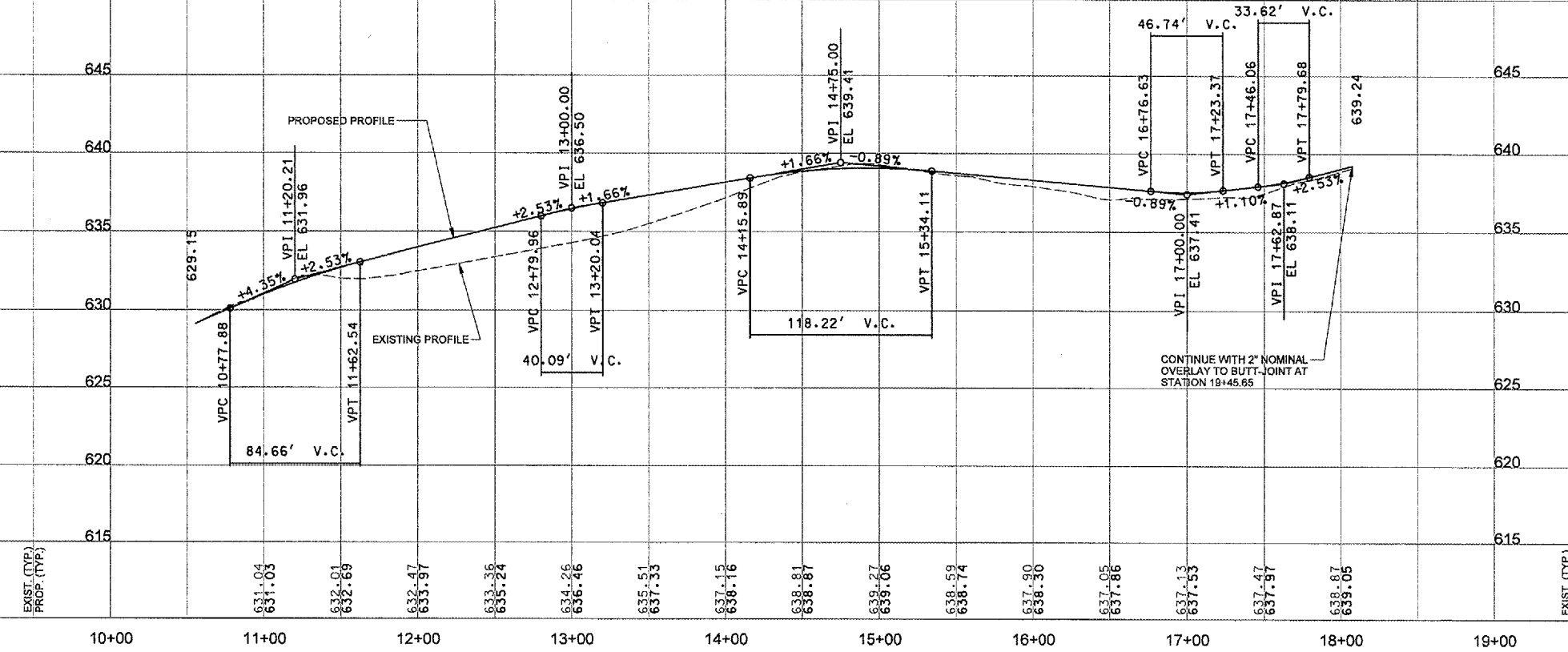


VERTICAL SCALE: 1" = 5'
HORIZONTAL SCALE: 1" = 50'

PE084

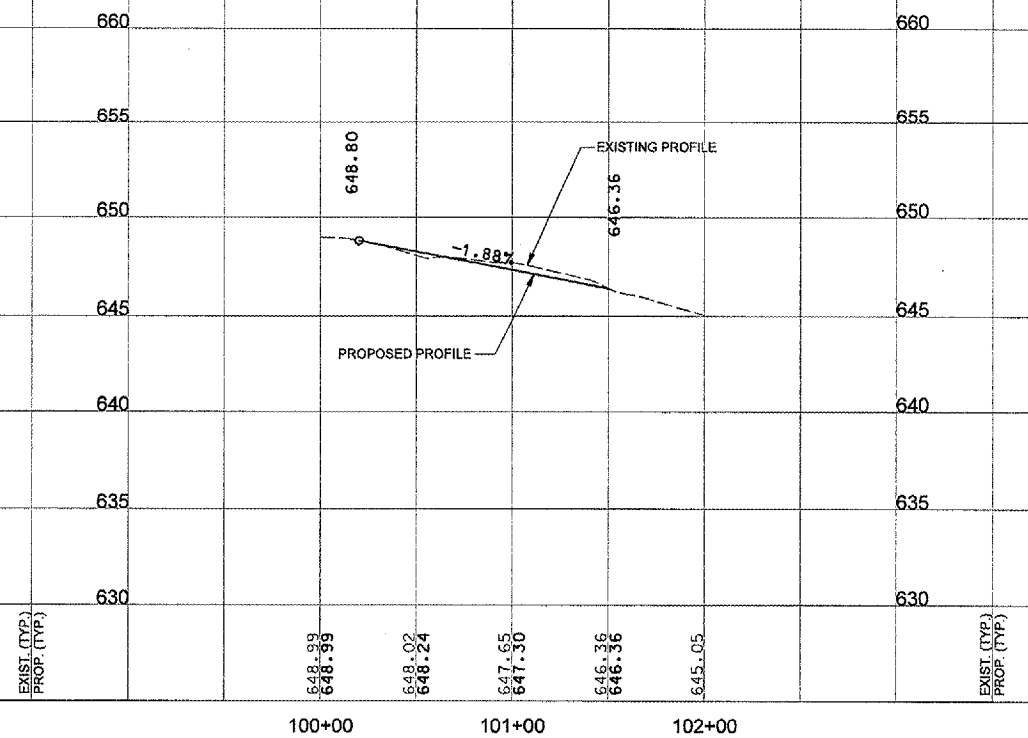


EXIST. (TYP.)
PROP. (TYP.)

10+00 11+00 12+00 13+00 14+00 15+00 16+00 17+00 18+00 19+00

ENTRANCE ROAD PROFILE

VERTICAL SCALE: 1" = 5'
HORIZONTAL SCALE: 1" = 50'



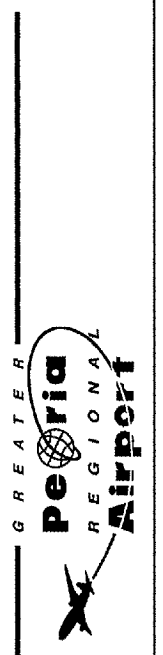
EXIST. (TYP.)
PROP. (TYP.)

100+00 101+00 102+00


EXIT ROAD PROFILE

REVISIONS		
NUMBER	BY	DATE

0 1 2
THIS BAR IS EQUAL TO 2"
AT FULL SCALE (34X22).
PLOT 1



CONSTRUCT, LIGHT & MARK
WEST LONG TERM PARKING LOT



IL PROJECT NUMBER
PIA-3385

FILE:
DESIGN BY: BWG
DRAWN BY: JSP
CHECKED BY: BJS
APPROVED BY: CET
DATE: JUNE 17, 2005
JOB No: 05061-03-00

ROADWAY PROFILES

SHEET 14 OF 41 SHEETS

05/26/2005
k:\peoria\0506103\draw\sheet14_profiles.dgn