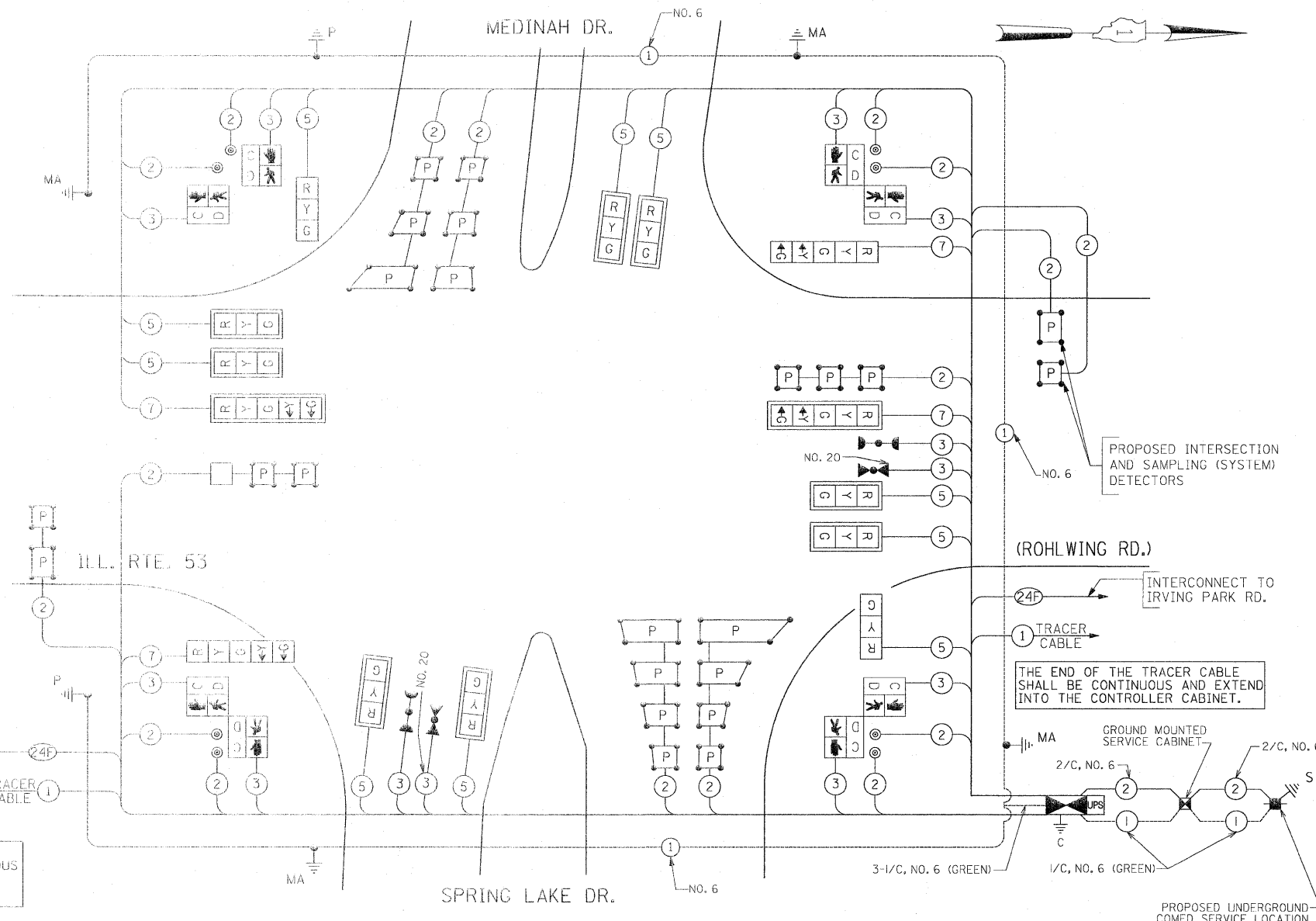


SCHEDULE OF QUANTITIES

QUANTITY	UNIT	ITEM
31.5	SQ FT	SIGN PANEL - TYPE 1
27.5	SQ FT	SIGN PANEL - TYPE 2
871	FOOT	CONDUIT IN TRENCH, 2" DIA., GALVANIZED STEEL
12	FOOT	CONDUIT IN TRENCH, 2 1/2" DIA., GALVANIZED STEEL
87	FOOT	CONDUIT IN TRENCH, 3" DIA., GALVANIZED STEEL
45	FOOT	CONDUIT IN TRENCH, 4" DIA., GALVANIZED STEEL
130	FOOT	CONDUIT PUSHED, 2" DIA., GALVANIZED STEEL
478	FOOT	CONDUIT PUSHED, 4" DIA., GALVANIZED STEEL
4	EACH	HANDHOLE
2	EACH	HEAVY-DUTY HANDHOLE
2	EACH	DOUBLE HANDHOLE
984	FOOT	TRENCH AND BACKFILL FOR ELECTRICAL WORK
1	EACH	FULL-ACTUATED CONTROLLER AND TYPE IV CABINET, SPECIAL
1	EACH	TRANSCEIVER-FIBER OPTIC
1459	FOOT	ELECTRIC CABLE IN CONDUIT, SIGNAL NO. 14 2C
1914	FOOT	ELECTRIC CABLE IN CONDUIT, SIGNAL NO. 14 3C
2211	FOOT	ELECTRIC CABLE IN CONDUIT, SIGNAL NO. 14 5C
879	FOOT	ELECTRIC CABLE IN CONDUIT, SIGNAL NO. 14 7C
2296	FOOT	ELECTRIC CABLE IN CONDUIT, LEAD-IN, NO. 14 1 PAIR
398	FOOT	ELECTRIC CABLE IN CONDUIT, SERVICE, NO. 6 2C
1	EACH	TRAFFIC SIGNAL POST, GALVANIZED STEEL 14 FT.
1	EACH	TRAFFIC SIGNAL POST, GALVANIZED STEEL 16 FT.
1	EACH	STEEL MAST ARM ASSEMBLY AND POLE, 38 FT.
1	EACH	STEEL MAST ARM ASSEMBLY AND POLE, 40 FT.
1	EACH	STEEL MAST ARM ASSEMBLY AND POLE, 44 FT.
1	EACH	STEEL MAST ARM ASSEMBLY AND POLE, 54 FT.
8	FOOT	CONCRETE FOUNDATION, TYPE A
4	FOOT	CONCRETE FOUNDATION, TYPE C
52	FOOT	CONCRETE FOUNDATION, TYPE E 36-INCH DIAMETER
8	EACH	SIGNAL HEAD, LED, 1-FACE, 3-SECTION, MAST ARM MOUNTED
2	EACH	SIGNAL HEAD, LED, 1-FACE, 3-SECTION, BRACKET MOUNTED
2	EACH	SIGNAL HEAD, LED, 1-FACE, 5 SECTION, BRACKET MOUNTED
2	EACH	SIGNAL HEAD, LED, 1-FACE, 5-SECTION, MAST ARM MOUNTED
4	EACH	PEDESTRIAN SIGNAL HEAD, LED, 2-FACE, BRACKET MOUNTED WITH COUNTDOWN TIMER
10	EACH	TRAFFIC SIGNAL BACKPLATE, LOUVERED, ALUMINUM
9	EACH	INDUCTIVE LOOP DETECTOR
44	FOOT	DETECTOR LOOP, TYPE 1
8	EACH	PEDESTRIAN PUSH-BUTTON
2	EACH	RELOCATE EXISTING EMERGENCY VEHICLE PRIORITY SYSTEM, DETECTOR UNIT
1	EACH	RELOCATE EXISTING EMERGENCY VEHICLE PRIORITY SYSTEM, PHASING UNIT
3	EACH	REMOVE EXISTING HANDHOLE
1	EACH	REMOVE TEMPORARY TRAFFIC SIGNAL INSTALLATION
868	FOOT	PREFORMED DETECTOR LOOP
1	EACH	TEMPORARY TRAFFIC SIGNAL TIMING
1	EACH	SERVICE INSTALLATION - GROUND MOUNTED
1	EACH	UNINTERRUPTIBLE POWER SUPPLY
1007	FOOT	ELECTRIC CABLE IN CONDUIT, GROUNDING, NO. 6 1C
399	FOOT	ELECTRIC CABLE IN CONDUIT NO. 20 3/C, TWISTED, SHIELDED
1	EACH	MODIFY TEMPORARY TRAFFIC SIGNAL INSTALLATION

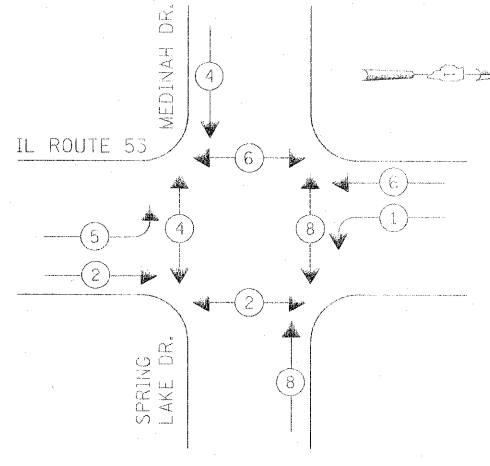
* 100% COST TO VILLAGE OF ITASCA



CABLE PLAN
(NOT TO SCALE)

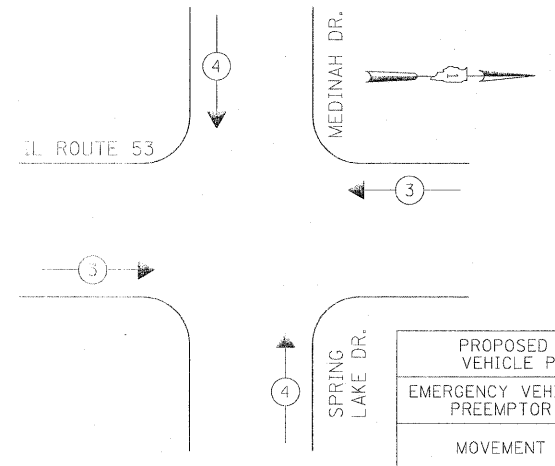
THE CONTRACTOR SHALL RELOCATE THE EXISTING EMERGENCY VEHICLE PRIORITY SYSTEM EQUIPMENTS TO THE NEW TRAFFIC SIGNAL INSTALLATION AT ILL. RTE. 53 (ROHLWING RD.) & MEDINAH DR./SPRING LAKE DR.

CONTROLLER SEQUENCE



PHASE DESIGNATION DIAGRAM

EMERGENCY VEHICLE PREEMPTION SEQUENCE



LEGEND
 (Symbol) DUAL ENTRY PHASE
 (Symbol) SINGLE ENTRY PHASE
 (Symbol) O.L. OVERLAP
 (Symbol) PEDESTRIAN PHASE
 NUMBER REFERS TO ASSOCIATED PHASE

THE TRAFFIC SIGNAL CONTROL EQUIPMENT FOR THIS PROJECT SHALL BE "ECONOLITE" TO MATCH THE EXISTING ADJACENT SYSTEM.

I.D.O.T. TRAFFIC SIGNAL INSTALLATION ELECTRICAL SERVICE REQUIREMENTS					TOTAL WATTAGE
TYPE	NO LAMPS	WATTAGE		%OPERATION	
		INCAND.	LED		
SIGNAL (RED)	14	135	17	0.50	119.0
(YELLOW)	14	135	25	0.25	87.5
(GREEN)	14	135	15	0.25	52.5
ARROW	8	135	12	0.10	9.6
PED. SIGNAL	8	90	25	1.00	200
CONTROLLER	1	100	100	1.00	100
ILLUM. SIGN			25	0.05	
FLASHER				0.50	
ENERGY COSTS TO:					TOTAL = 568.6

VILLAGE OF ITASCA
 550 WEST IRVING PARK ROAD
 ITASCA, ILLINOIS 60143-1795

ENERGY SUPPLY CONTACT: CURTIS TOPPS
 PHONE: (630) 691-4356
 COMPANY: COMMONWEALTH EDISON