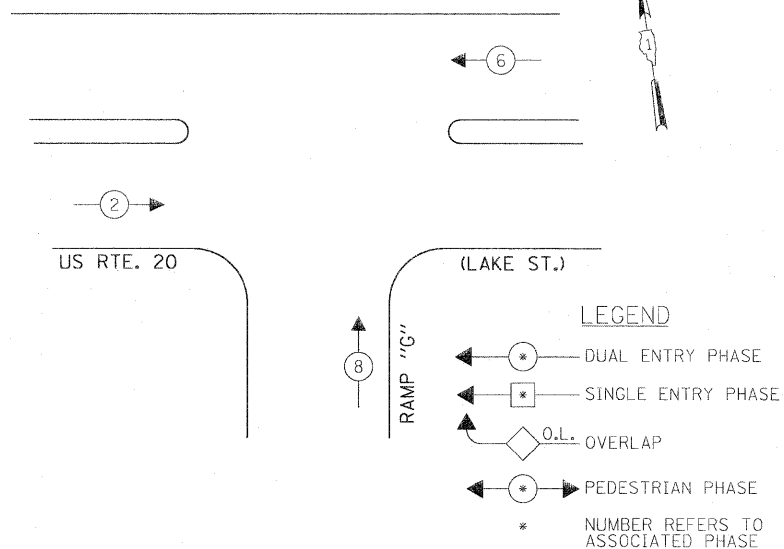


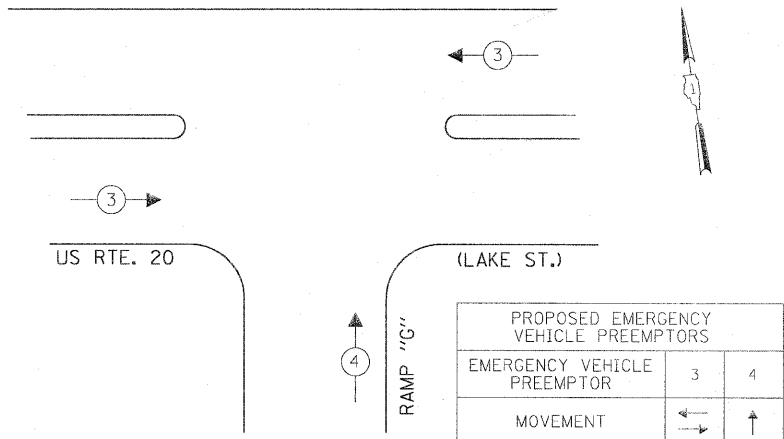
CONTROLLER SEQUENCE



TEMPORARY PHASE DESIGNATION DIAGRAM

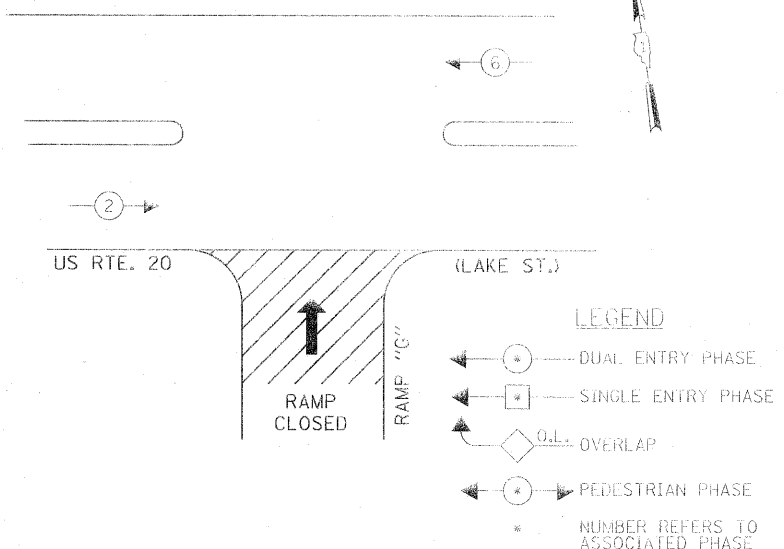
STAGES: S1-2, S1-3, S2-1, S2-2, S2-3, AND S3

TEMPORARY EMERGENCY VEHICLE PREEMPTION SEQUENCE



STAGES: S1-2, S1-3, S2-1, S2-2, S2-3, AND S3

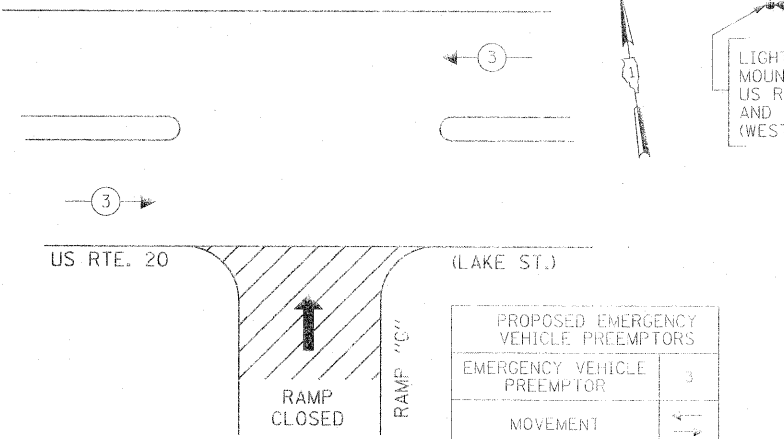
CONTROLLER SEQUENCE



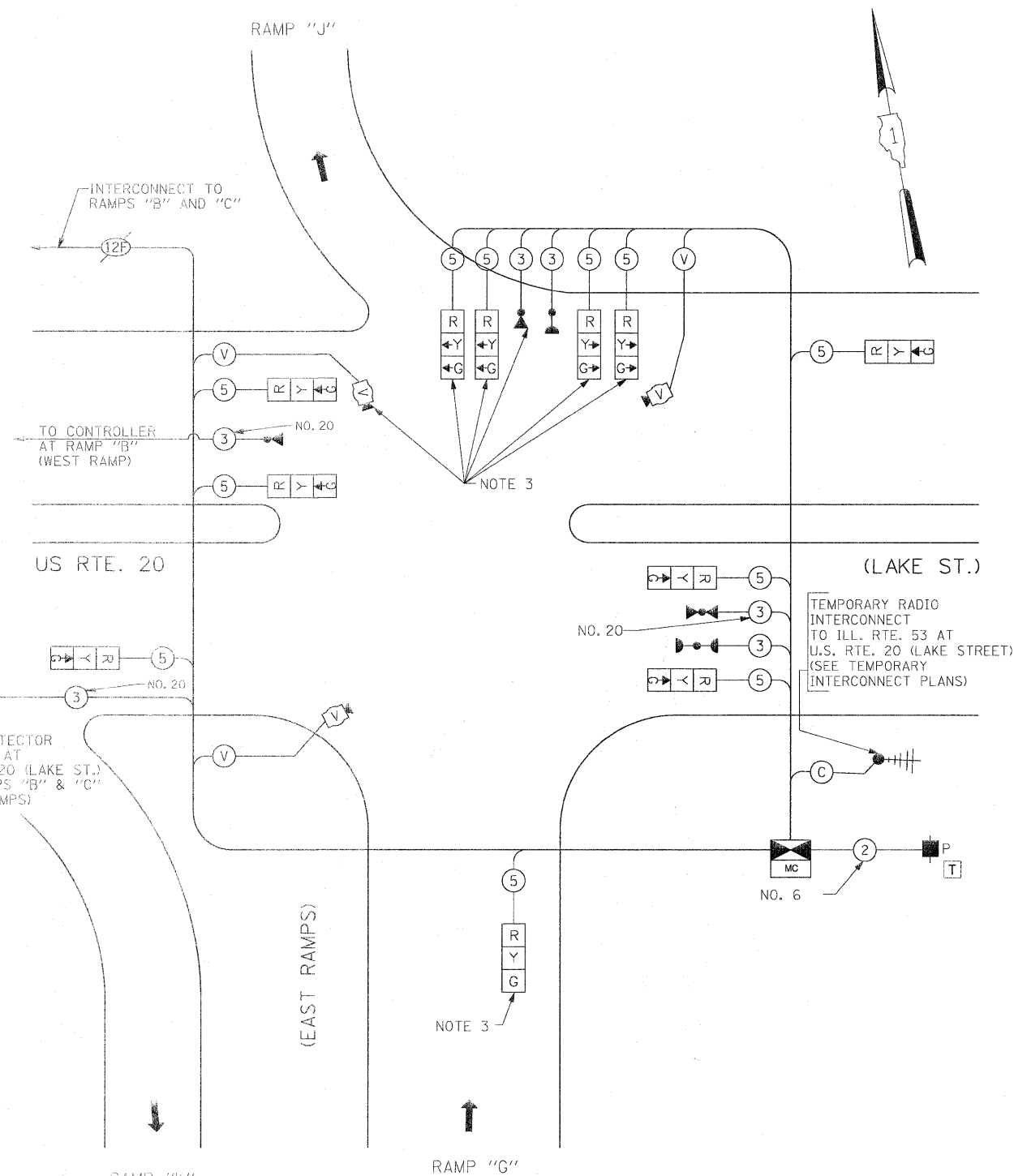
TEMPORARY PHASE DESIGNATION DIAGRAM

STAGE S1-1

TEMPORARY EMERGENCY VEHICLE PREEMPTION SEQUENCE



STAGE S1-1



CABLE PLAN

(NOT TO SCALE)

NOTE 1: A MASTER CONTROLLER WILL BE SUPPLIED AT THIS INTERSECTION, THE COST OF WHICH SHALL BE INCLUDED IN THE PAY ITEM "TEMPORARY TRAFFIC SIGNAL INSTALLATION".

NOTE 2: THE TELEPHONE SERVICE MUST BE MAINTAINED AT THIS TEMPORARY TRAFFIC SIGNAL INSTALLATION. THIS ITEM OF WORK SHALL NOT BE PAID FOR SEPARATELY BUT SHALL BE INCIDENTAL TO THE PAY ITEM "TEMPORARY TRAFFIC SIGNAL INSTALLATION".

NOTE 3: THE SIGNAL HEADS FOR THE NB OFF RAMP AT LAKE STREET SHALL BE DISCONNECTED AT THE CONTROLLER AND BAGGED DURING CONSTRUCTION STAGE S1-1 WHEN THE OFF RAMP IS CLOSED TO TRAFFIC. THE VIDEO DETECTION SHALL ALSO BE DISABLED.

THE TRAFFIC SIGNAL CONTROL EQUIPMENT FOR THIS PROJECT SHALL BE "ECONOLITE" TO MATCH THE EXISTING ADJACENT SYSTEM.

I.D.O.T. TRAFFIC SIGNAL INSTALLATION ELECTRICAL SERVICE REQUIREMENTS					TOTAL WATTAGE
TYPE	NO LAMPS	WATTAGE		%OPERATION	
SIGNAL (RED)	11	INCAND.	LED	0.50	93.5
(YELLOW)	11	135	25	0.25	68.75
(GREEN)	11	135	15	0.25	41.25
ARROW		135	12	0.10	
PED. SIGNAL		90	25	1.00	
CONTROLLER	1	100	100	1.00	100
ILLUM. SIGN				0.05	
VIDEO SYSTEM	1	150		1.00	150
FLASHER				0.50	
ENERGY COSTS TO:					TOTAL = 453.5

ILLINOIS DEPARTMENT OF TRANSPORTATION  
201 WEST CENTER COURT  
SCHAUMBURG, ILLINOIS 60196-1096

ENERGY SUPPLY CONTACT: ELLIE SARALLO  
PHONE: (630) 424 5124  
COMPANY: COMMONWEALTH EDISON