
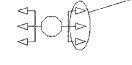


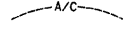

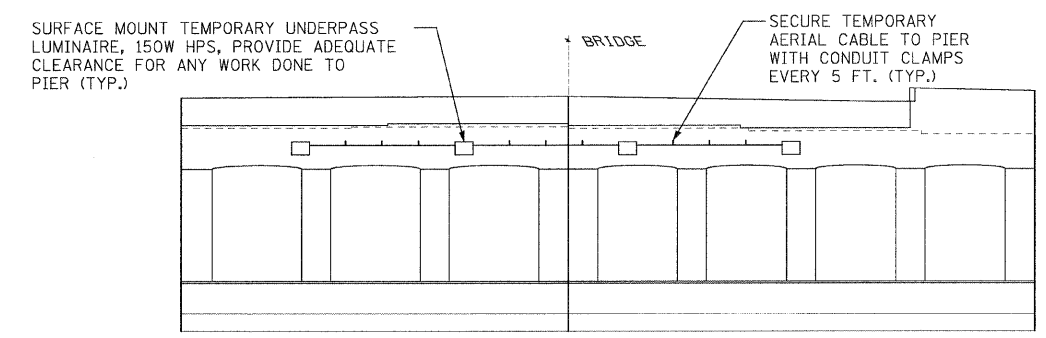


ELECTRICAL SYMBOLS

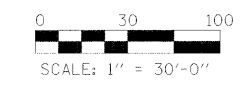
-  TEMPORARY LIGHTING LUMINAIRE, 150W HPS
-  EXISTING TOWER AND LUMINAIRE, 750W HPS, TO REMAIN IN PLACE. ARROWS INDICATE THE QUANTITY AND ORIENTATION OF THE LUMINAIRE.
-  EXISTING LIGHTING CONTROL CABINET TO REMAIN.
-  TEMPORARY WOOD POLE, CLASS 4, 30 FT UNLESS NOTED OTHERWISE
-  AERIAL ELECTRIC CABLE WITH MESSENGER WIRE
-  CONDUIT PUSHED, 4" DIA., PVC SCH 80

NOTES:

1. SEE DRAWING E-1 FOR ELECTRICAL GENERAL NOTES.
2. SEE DRAWING E-2 FOR ELECTRICAL SYMBOLS, ABBREVIATIONS AND SCHEDULE OF QUANTITIES.
3. CKT. A & B, 3-1/2 NO. 4, ALUMINUM, WITH MESSENGER WIRE FOR TEMPORARY UNDERPASS LIGHTING REQUIRED IN STAGE II.
4. CKT. C & D, 3-1/2 NO. 1/0, ALUMINUM, WITH MESSENGER WIRE TO TOWER JCD1 REQUIRED IN STAGE I.
5. NOT USED.
6. NOT USED.
7. INSTALL AERIAL ELECTRIC CABLES ON TOP OF BEAM DIAPHRAGMS. FASTEN THE CABLES TO EACH DIAPHRAGM WITH SUITABLE CLAMPS AS REQUIRED.
8. FASTEN AERIAL CABLE TO EXISTING PIER WITH CONDUIT CLAMPS. SEE SHEET E-19 FOR DETAIL.
9. PROVIDE A MINIMUM CLEARANCE OF 20 FT.
10. THE TEMPORARY UNDERPASS LIGHTING SHALL BE REMOVED WHEN THE PERMANENT UNDERPASS LIGHTING IS INSTALLED AND BECOMES FULLY OPERATIONAL AND AS DIRECTED BY ENGINEER.



TEMPORARY LIGHTING DETAIL
SCALE: N.T.S



SINGH 300 W. ADAMS ST.
CHICAGO, IL 60606
SINGH & ASSOCIATES, INC. TEL: (312) 629-0240
CONSULTING ENGINEERS FAX: (312) 629-8449

USER NAME = #USER#	DESIGNED - VG	REVISED -
PLOT SCALE = #SCALE#	DRAWN - AM	REVISED -
PLOT DATE = 3/22/2011	CHECKED - GR	REVISED -
	DATE - 3-25-2011	REVISED -

STATE OF ILLINOIS
DEPARTMENT OF TRANSPORTATION

CENTRAL AVENUE OVER I-55			
TEMPORARY LIGHTING PLAN			
SCALE: 30	SHEET NO.	OF SHEETS	STA. TO STA.

F.A. RTE. 55	SECTION 9th, HB & SBR-1	COUNTY COOK	TOTAL SHEETS 741	SHEET NO. 215
CONTRACT NO. 60999				
FED. ROAD DIST. NO. ILLINOIS FED. AID PROJECT				

J:\155\dgn\0160999-sht-11ghtUndTmpE07.dgn 3/22/2011 2:06:39 PM