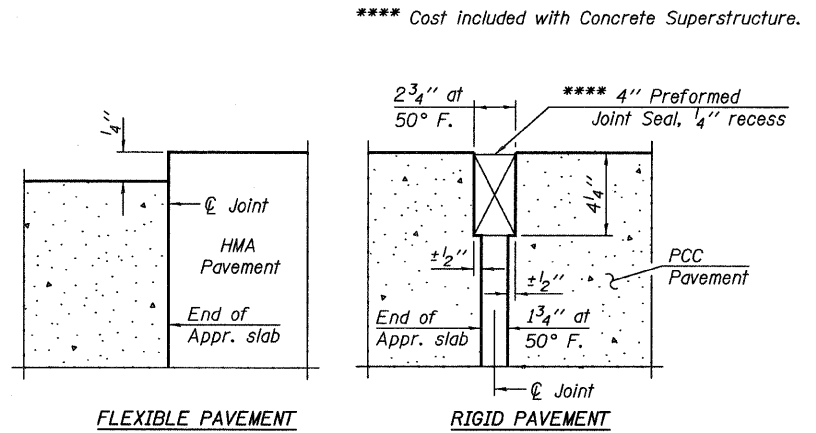
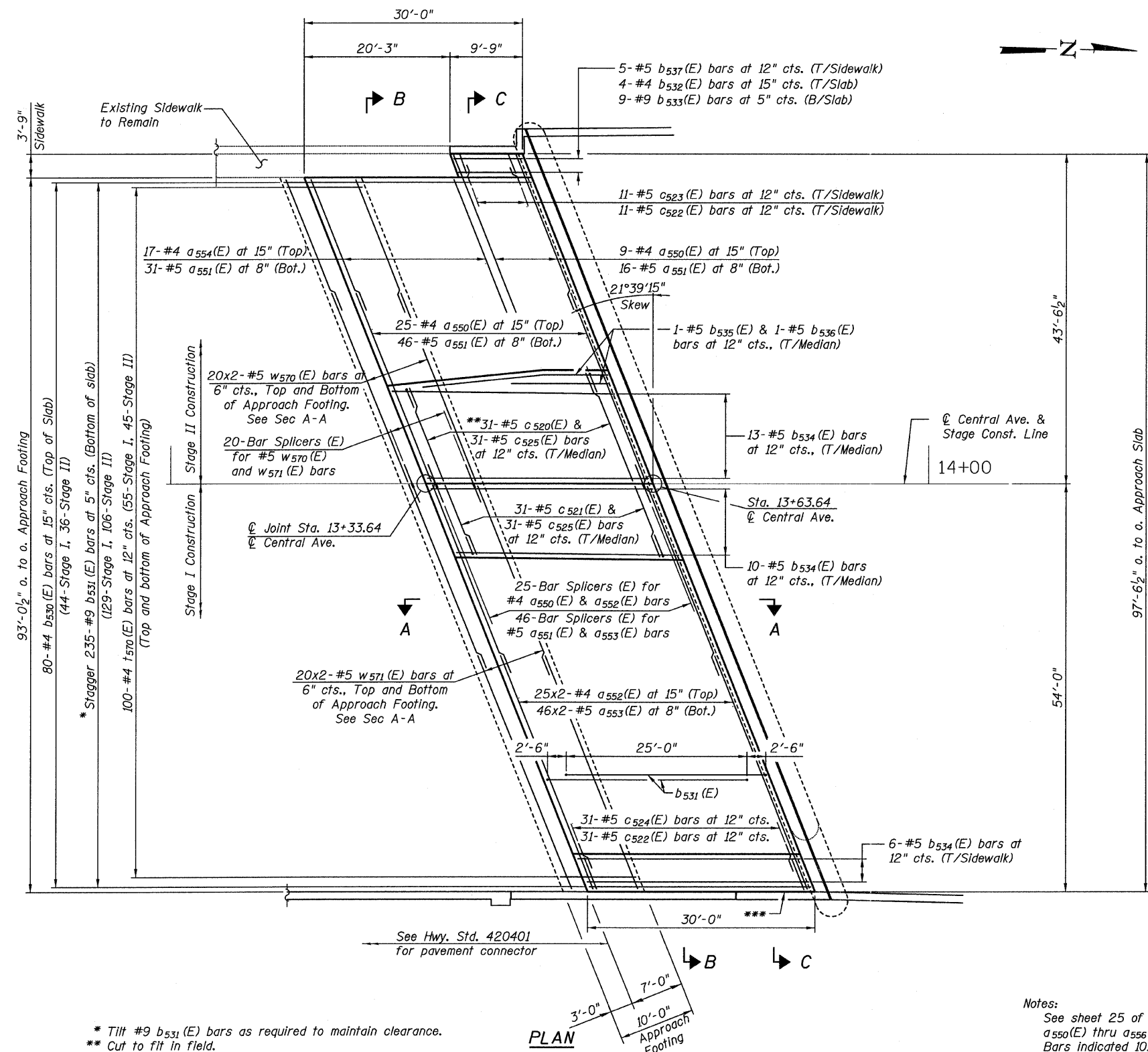
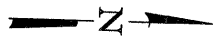
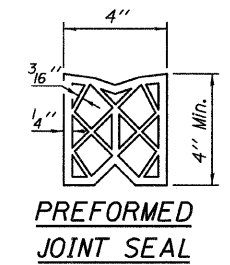


STATE OF ILLINOIS  
DEPARTMENT OF TRANSPORTATION



DETAIL A



PREFORMED JOINT SEAL

- \* Tilt #9 b<sub>531</sub>(E) bars as required to maintain clearance.
- \*\* Cut to fit in field.
- \*\*\* Closed cell joint filler according to Article 1051.08 of the Std. Specifications: full depth of slab, full length of parapet. Typ. each parapet.

Notes:  
See sheet 25 of 71 for Sections A-A, B-B and C-C.  
a<sub>550</sub>(E) thru a<sub>556</sub>(E) bar spacings measured along C-C.  
Bars indicated 10x2 indicates 10 lines of bars with 2 lengths per line.

**SOUTH APPROACH SLAB PLAN  
STRUCTURE NO. 016-3241**

<b>TYLIN INTERNATIONAL</b>	DESIGNED - CBS	REVISIONS		SHEET NO. 24	F.A.I. RTE.	SECTION	COUNTY	TOTAL SHEETS	SHEET NO.	
	CHECKED - AMD,	NAME	DATE		55	0711.2R & 1011.1BR	COOK	741	277	
	DRAWN - CBS, MMB				CONTRACT NO. 60999					
	CHECKED - AMD,				FED. ROAD DIST. NO. 1 ILLINOIS FED. AID PROJECT					
	DATE - 03/25/2011									

11:29:58 AM  
p:\01345\structure\01\_South\_Approach\_016-3241\1551.ppt\01.dgn  
4/28/2011