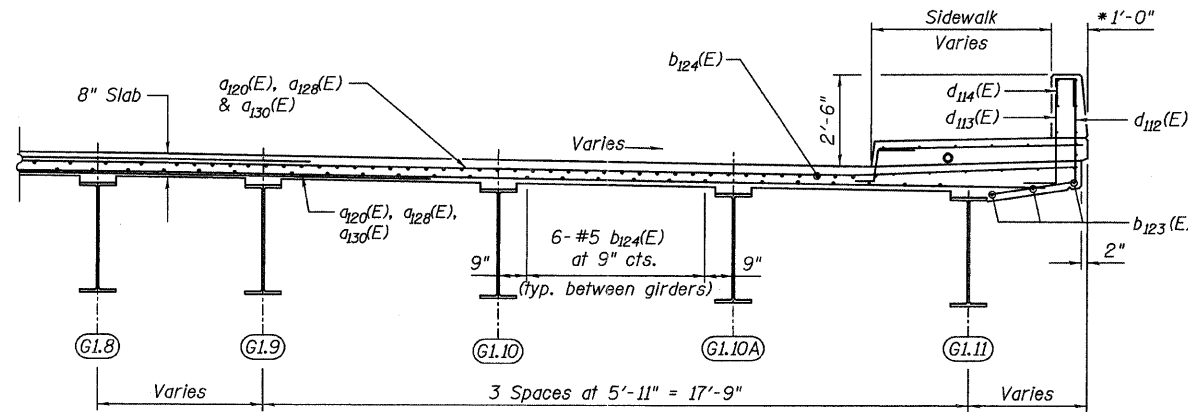


BILL OF MATERIAL

Bar	No.	Size	Length (ft)	Shape
a110 (E)	318	#6	33'-7"	
a111 (E)	88	#6	25'-11"	
a112 (E)	230	#6	23'-4"	
a113 (E)	68	#6	30'-3"	
a114 (E)	63	#6	44'-3"	
a115 (E)	15	#6	54'-6"	
a116 (E)	77	#6	29'-0"	
a117 (E)	245	#6	30'-2"	
a118 (E)	168	#6	24'-8"	
a119 (E)	46	#6	34'-0"	
a120 (E)	125	#6	25'-0"	
a121 (E)	7	#6	38'-0"	
a122 (E)	336	#6	6'-6"	
a123 (E)	10	#6	49'-0"	
a125 (E)	100	#6	51'-0"	
a126 (E)	10	#6	50'-0"	
a128 (E)	34	#6	35'-0"	
a129 (E)	8	#6	18'-6"	
a130 (E)	25	#6	10'-0"	
a139 (E)	32	#5	2'-0"	
a140 (E)	427	#5	10'-4"	
b110 (E)	559	#5	24'-6"	
b111 (E)	11	#5	44'-0"	
b112 (E)	4	#5	51'-0"	
b113 (E)	4	#5	27'-3"	
b114 (E)	450	#5	26'-10"	
b115 (E)	11	#5	43'-0"	
b116 (E)	6	#5	55'-6"	
b117 (E)	3	#5	51'-7"	
b118 (E)	3	#5	40'-1"	
b119 (E)	3	#5	38'-0"	
b120 (E)	3	#5	53'-11"	
b121 (E)	6	#5	30'-9"	
b122 (E)	48	#5	32'-2"	
b123 (E)	12	#5	28'-11"	
b124 (E)	9	#5	47'-3"	
b125 (E)	6	#5	20'-3"	
b126 (E)	9	#5	15'-0"	
b127 (E)	2	#5	14'-9"	
b128 (E)	70	#5	32'-0"	
b129 (E)	7	#6	49'-0"	
b130 (E)	62	#6	49'-0"	
b131 (E)	15	#5	28'-6"	
b132 (E)	42	#5	36'-3"	
b133 (E)	1	#5	28'-1"	
b134 (E)	2	#5	20'-4"	
b135 (E)	2	#5	22'-11"	
b136 (E)	2	#5	23'-8"	
b137 (E)	2	#5	24'-4"	
c110 (E)	18	#5	5'-8"	
c111 (E)	46	#5	2'-4"	
c112 (E)	6	#5	10'-0"	
c113 (E)	5	#5	7'-2"	
d110 (E)	399	#5	6'-10"	
d111 (E)	399	#5	5'-7"	
d112 (E)	40	#4	4'-10"	
d113 (E)	40	#6	3'-9"	
d114 (E)	10	#4	2'-0"	
d115 (E)	3	#6	7'-0"	
d116 (E)	3	#6	4'-9"	
e110 (E)	12	#5	19'-0"	
e111 (E)	1	#8	16'-0"	
e112 (E)	8	#4	16'-0"	
e113 (E)	1	#8	13'-3"	
e114 (E)	8	#4	13'-3"	
e115 (E)	4	#8	16'-8"	
e116 (E)	32	#4	16'-8"	
e117 (E)	3	#8	30'-6"	
e118 (E)	35	#4	17'-4"	
e119 (E)	3	#8	30'-11"	
e120 (E)	21	#4	17'-2"	
e121 (E)	3	#4	29'-11"	
e122 (E)	3	#4	29'-5"	
e123 (E)	7	#4	15'-3"	
e124 (E)	7	#4	15'-3"	
e125 (E)	4	#8	25'-9"	
Reinforcement Bars, Epoxy Coated	LB		134,830	
Concrete Superstructure	CU YD		488.0	
Bridge Deck Grooving	SQ YD		1,382	
Protective Coat	SQ YD		1,782	

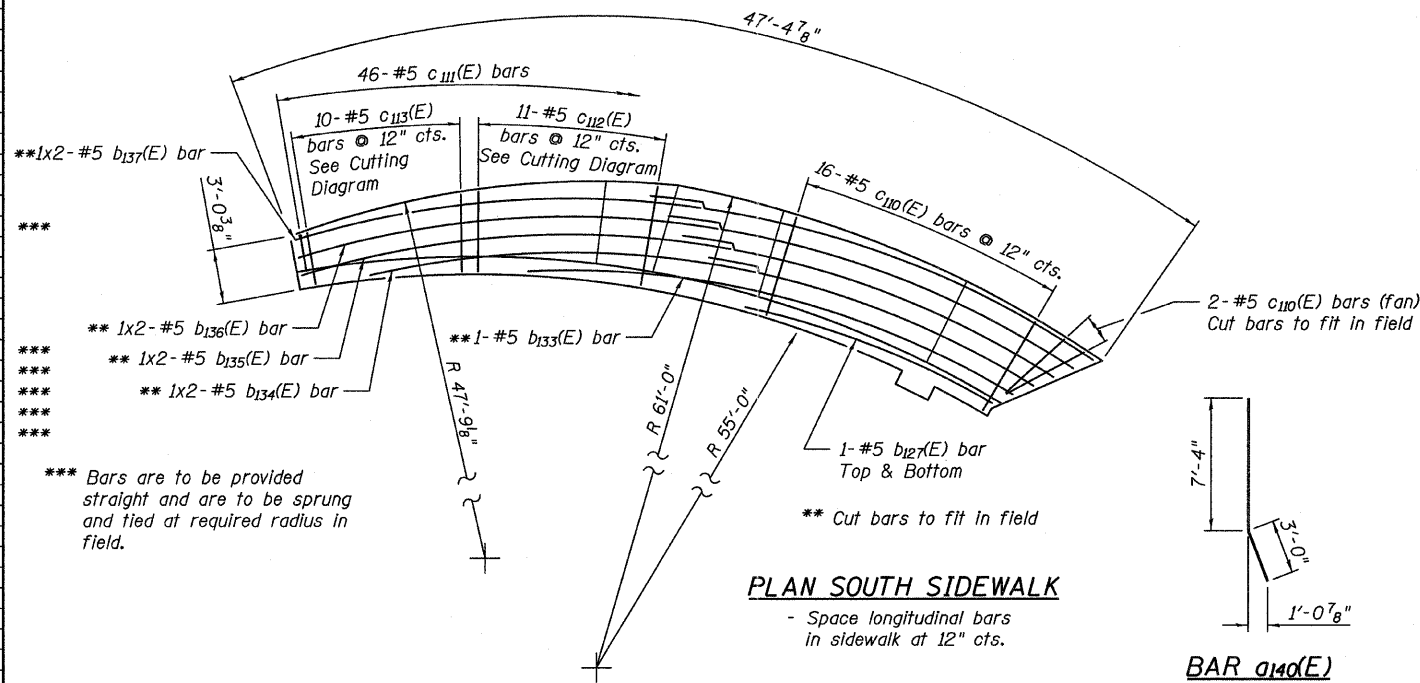
STATE OF ILLINOIS
DEPARTMENT OF TRANSPORTATION



SECTION D-D

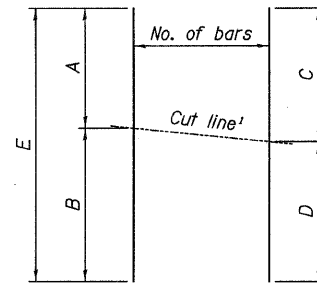
(Looking East)

* Measurement perpendicular to parapet



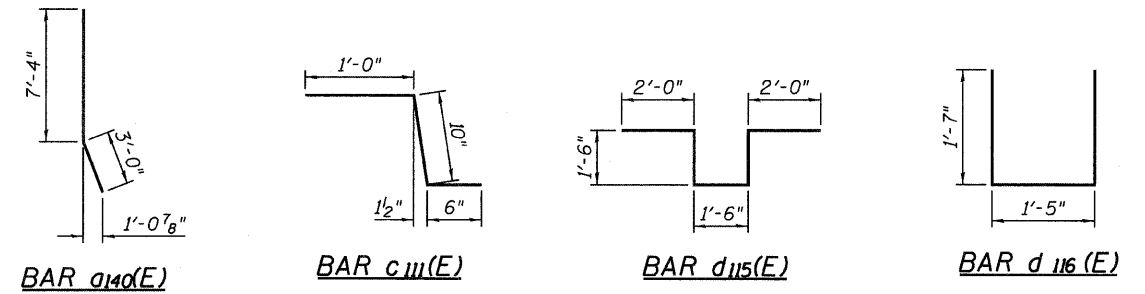
PLAN SOUTH SIDEWALK

- Space longitudinal bars in sidewalk at 12\"/>



BAR	A	B	C	D	E	No. bars
a113 (E)	5'-6"	24'-9"	15'-1"	15'-2"	30'-3"	68
a114 (E)	5'-6"	38'-9"	22'-0"	22'-3"	44'-3"	63
a115 (E)	10'-6"	44'-0"	26'-8"	27'-10"	54'-6"	15
a119 (E)	9'-0"	25'-0"	16'-11"	17'-1"	34'-0"	46
a121 (E)	10'-0"	32'-0"	20'-2"	21'-10"	42'-0"	7
a125 (E)	13'-0"	38'-0"	25'-4"	25'-8"	51'-0"	50
a126 (E)	12'-0"	38'-0"	24'-4"	25'-8"	50'-0"	10
a128 (E)	10'-0"	25'-0"	17'-3"	17'-9"	35'-0"	15
b111 (E)	6'-0"	38'-0"	21'-3"	22'-9"	44'-0"	11
b112 (E)	19'-0"	32'-0"	24'-7"	26'-5"	51'-0"	4
b113 (E)	12'-0"	30'-0"	19'-9"	22'-3"	42'-0"	4
b115 (E)	5'-4"	37'-8"	20'-9"	22'-3"	43'-0"	11
b116 (E)	16'-9"	38'-9"	26'-4"	29'-2"	55'-6"	6
b117 (E)	19'-7"	32'-0"	24'-7"	27'-0"	51'-7"	3
b118 (E)	12'-6"	27'-7"	18'-6"	21'-7"	40'-1"	3
b119 (E)	9'-0"	29'-0"	17'-0"	21'-0"	38'-0"	3
b120 (E)	12'-7"	41'-4"	24'-1"	29'-10"	53'-11"	3
b124 (E)	8'-9"	38'-6"	22'-9"	24'-6"	47'-3"	9
b125 (E)	5'-9"	14'-6"	9'-3"	11'-0"	20'-3"	3
c112 (E)	4'-5"	5'-7"	4'-11"	5'-1"	10'-0"	6
c113 (E)	2'-11"	4'-3"	3'-6"	3'-8"	7'-2"	5

BAR CUTTING DIAGRAM



NOTES:

- For location of Section D-D, see Sheets 44 and 45.
- Work this sheet with Sheets 44 thru 47.

CROSS SECTIONS & DETAILS
RAMP 1 FLARE
SHEET 2 OF 2
STRUCTURE NO. 016-0724

TYLIN INTERNATIONAL	DESIGNED - AMD, MU	REVISIONS		SHEET NO. 46A	F.A.I. RTE.	SECTION	COUNTY	TOTAL SHEETS	SHEET NO.
	CHECKED - PF	NAME	DATE		55	0711.2R & 1011.1BR	COOK	741	370A
	DRAWN - MU				CONTRACT NO. 60999				
	CHECKED - AMD,				FED. ROAD DIST. NO. 1 ILLINOIS FED. AID PROJECT				
	DATE - 03/25/2011			239 SHEETS					

5/10/2011 5:32:22 PM p:\01345\structure\02_Central_Ave_016-0724\55f1decksec2.dgn