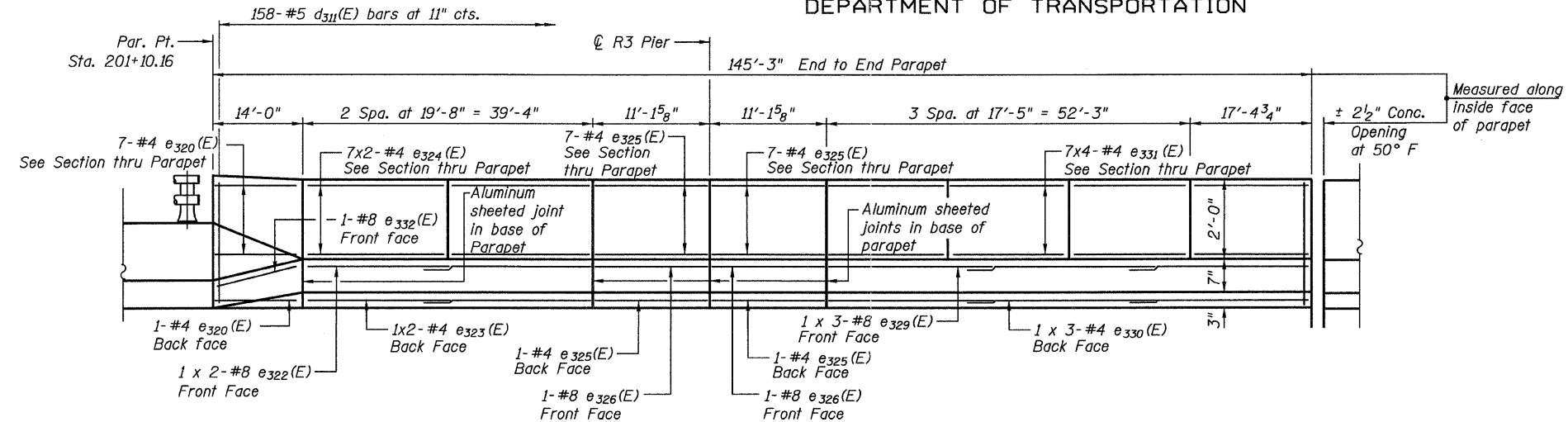
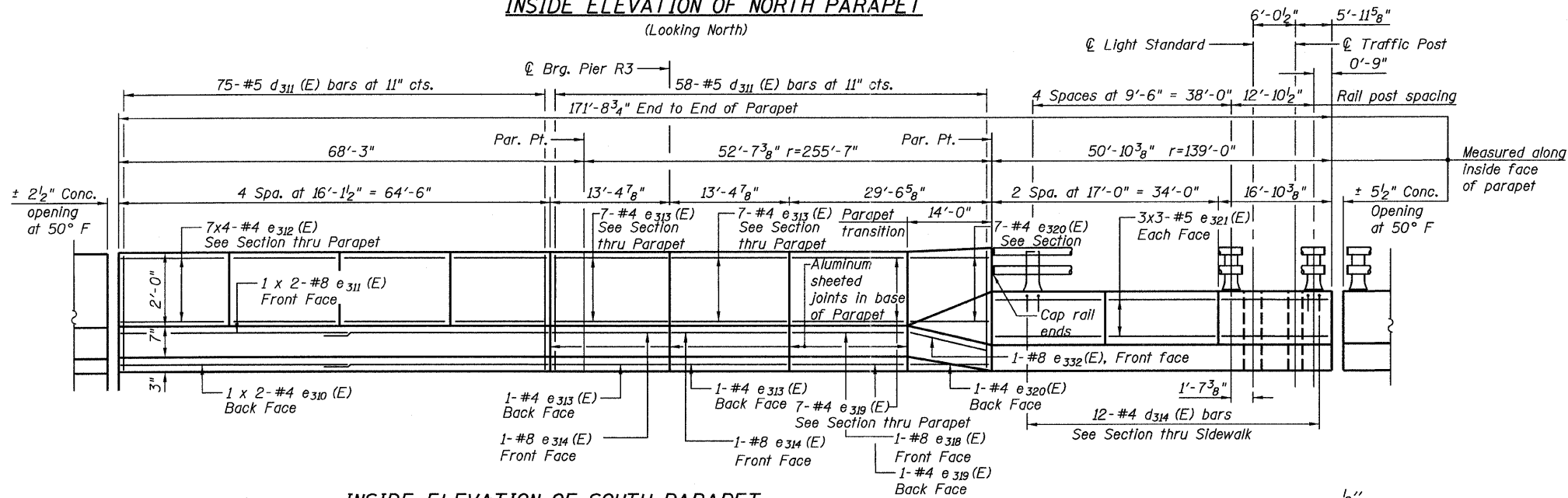


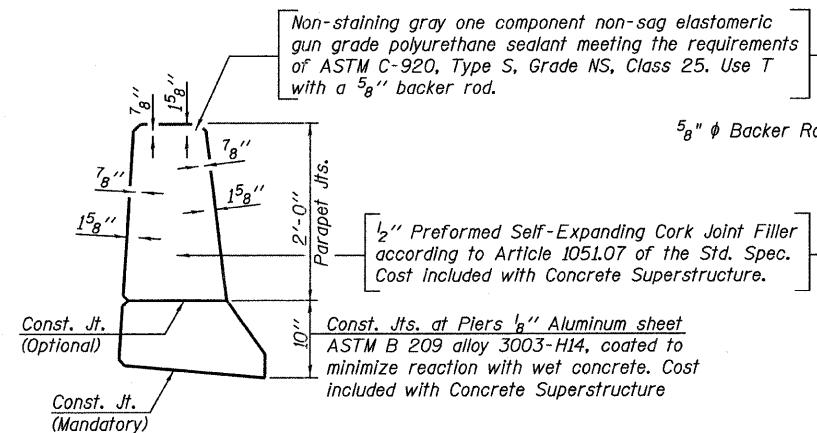
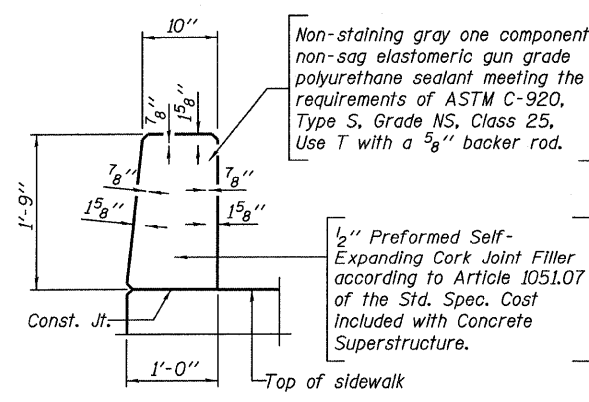
STATE OF ILLINOIS
DEPARTMENT OF TRANSPORTATION



INSIDE ELEVATION OF NORTH PARAPET
(Looking North)



INSIDE ELEVATION OF SOUTH PARAPET
(Looking South)



PARAPET JOINT DETAILS

MINIMUM BAR LAP
(Parapet)
#4 bar = 2'-0"
#8 bar = 5'-2"

- NOTES:**
- See Sheet 54 for Bill of Material.
 - Bars indicated thus 3 x 2-#5 etc. indicates 3 lines of bars with 2 lengths per line.
 - Work this Sheet with Sheets 52 thru 54.
 - See Sheet 60 for crosswalk transition details.
 - Refer to sheet 61 for parapet details at traffic post and light standard.

SUPERST. PARAPET ELEV.
RAMP 3 FLARE
STRUCTURE NO. 016-0724

TYLIN INTERNATIONAL	DESIGNED - AMD	REVISIONS		SHEET NO. 55	F.A.I. RTE.	SECTION	COUNTY	TOTAL SHEETS	SHEET NO.	
	CHECKED - PDF	NAME	DATE		55	0711.2R & 1011.1BR	COOK	741	379	
	DRAWN - PK				CONTRACT NO. 60999					
	CHECKED - AMD,				FED. ROAD DIST. NO. 1 ILLINOIS FED. AID PROJECT					
	DATE - 03/25/2011									

pi:01345\structure\02_Central_Ave_016-0724_155f3parapet.dgn 5/10/2011 8:41:34 AM