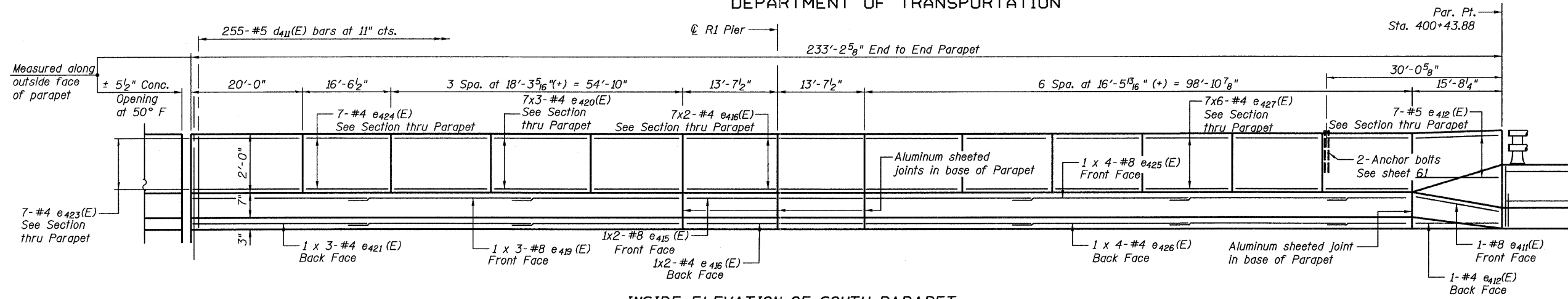
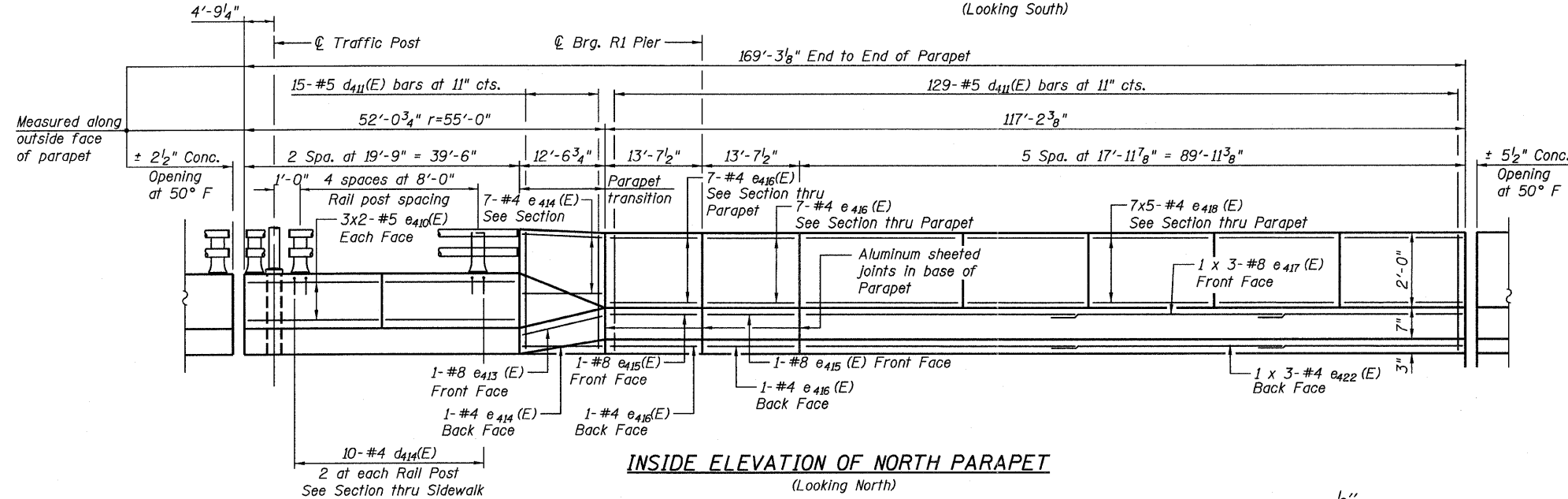


STATE OF ILLINOIS
DEPARTMENT OF TRANSPORTATION

Par. Pt.
Sta. 400+43.88

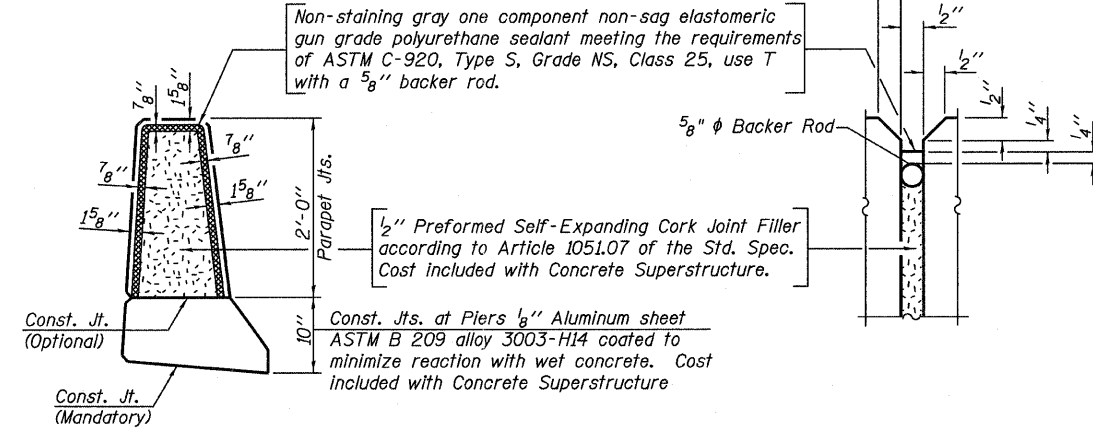
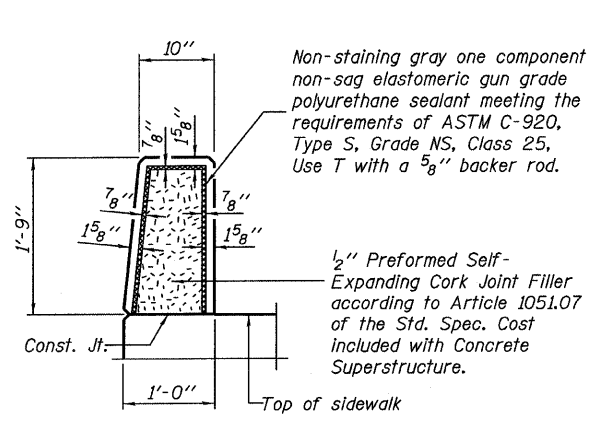


INSIDE ELEVATION OF SOUTH PARAPET
(Looking South)



INSIDE ELEVATION OF NORTH PARAPET
(Looking North)

MINIMUM BAR LAP
(Parapet)
#4 bar = 2'-0"
#8 bar = 5'-2"



PARAPET JOINT DETAILS

NOTES:

1. See Sheet 58 for Bill of Material.
2. Bars indicated thus 3 x 2-#5 etc. indicates 3 lines of bars with 2 lengths per line.
3. Work this Sheet with Sheets 56 thru 58A & 64.
4. Refer to sheet 61 for parapet details at traffic signal.
5. Refer to Sheet 66, Traffic Signal Appurtenances Key Plan for locations of parapet mounted traffic signals.

SUPERST. PARAPET ELEV.
RAMP 4 FLARE
STRUCTURE NO. 016-0724

TYLIN INTERNATIONAL

DESIGNED - JE, PK	REVISIONS	
CHECKED - AMD,	NAME	DATE
DRAWN - PK		
CHECKED - AMD,		
DATE - 03/25/2011		

SHEET NO. 59	F.A.I. RTE.	SECTION	COUNTY	TOTAL SHEETS	SHEET NO.
	55	0711.2R & 1011.1BR	COOK	741	383
239 SHEETS	CONTRACT NO. 60999				
FED. ROAD DIST. NO. 1 ILLINOIS FED. AID PROJECT					

pi:\01345\structure\02_Central_Ave_016-0724\15514\parapet.dgn 5/9/2011 14:53:32 PM