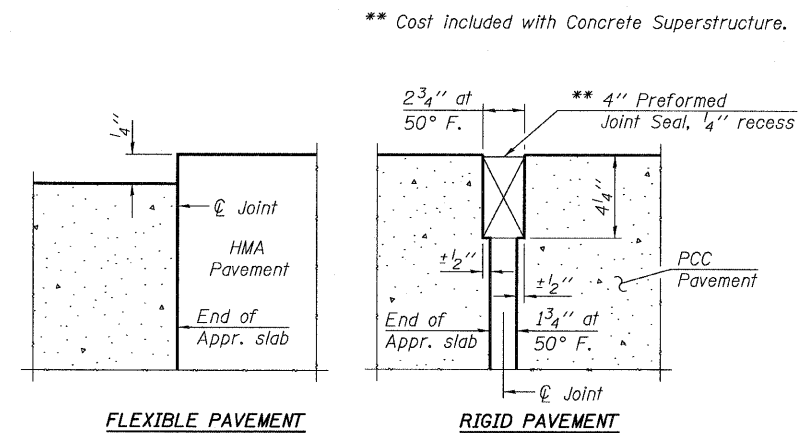
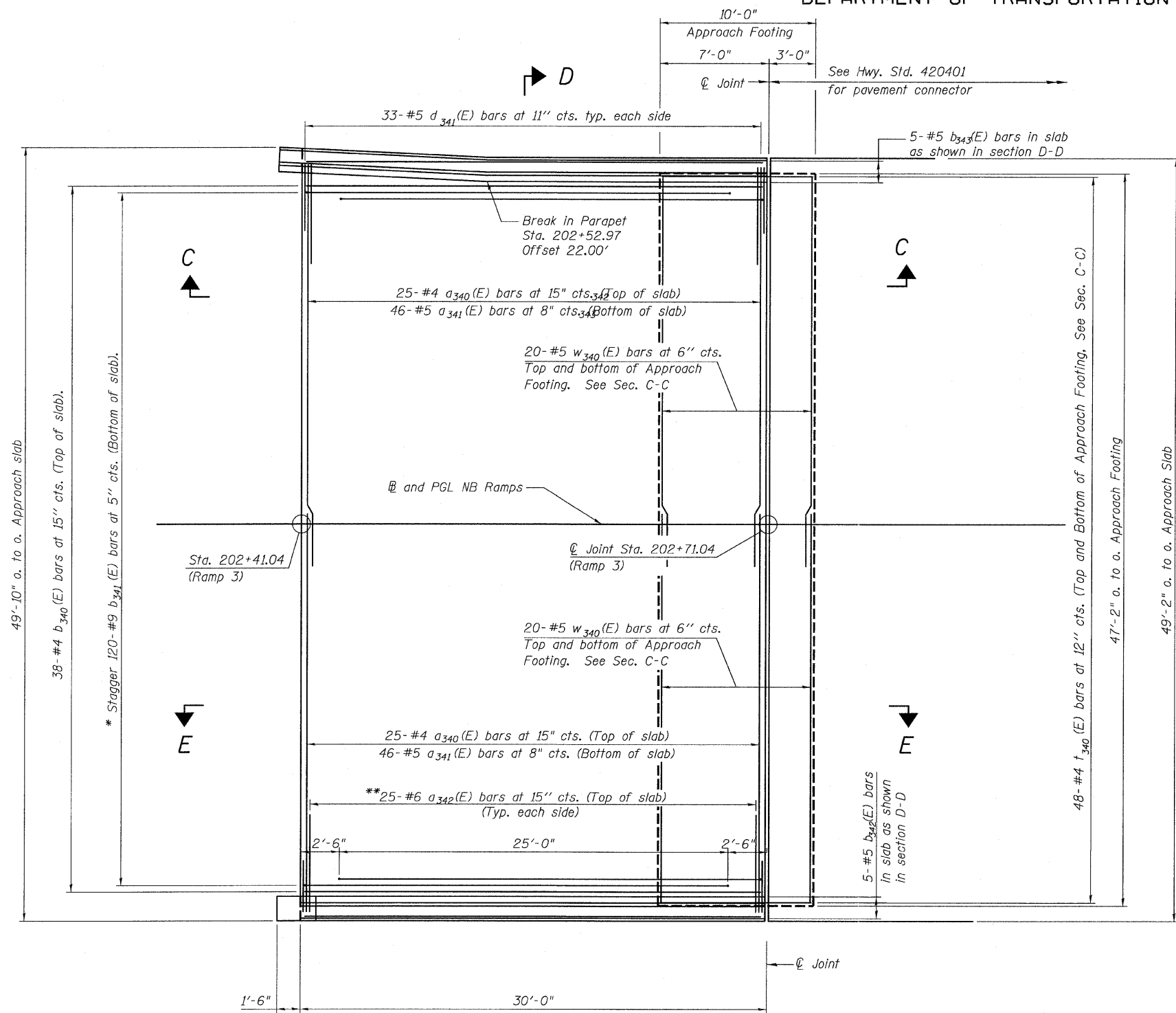
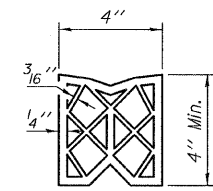


STATE OF ILLINOIS
DEPARTMENT OF TRANSPORTATION

Notes:
See sheet 75 for Sections C-C & D-D and View E-E.
a₃₄₀(E) and a₃₄₁(E) bar spacings measured along ϕ Rdwy.



DETAIL A



PREFORMED JOINT SEAL

** Cost included with Concrete Superstructure.

(Sheet 1 of 2)

RAMP 3 APPROACH SLAB
STRUCTURE NO. 016-0724

MIN LAP

Bar	Lap
#4	2'-11"
#5	3'-8"

* Tilt #9 b₃₄₁(E) bars as required to maintain clearance.
** Space between a₃₄₀(E) bars, typ. each parapet.

TYLIN INTERNATIONAL	DESIGNED - CBS	REVISIONS		SHEET NO. 74	F.A.I. RTE.	SECTION	COUNTY	TOTAL SHEETS	SHEET NO.	
	CHECKED - AMD, MMB	NAME	DATE		55	0711.2R & 1011.1BR	COOK	741	398	
	DRAWN - CBS				CONTRACT NO. 60999					
	CHECKED - AMD, MMB				FED. ROAD DIST. NO. 1 ILLINOIS FED. AID PROJECT					
	DATE - 03/25/2011									

11:51:50 AM
p:\01345\structure\C2_Central_Ave_016-0724\155r-3app01.dgn
4/28/2011