

STATE OF ILLINOIS  
DEPARTMENT OF TRANSPORTATION

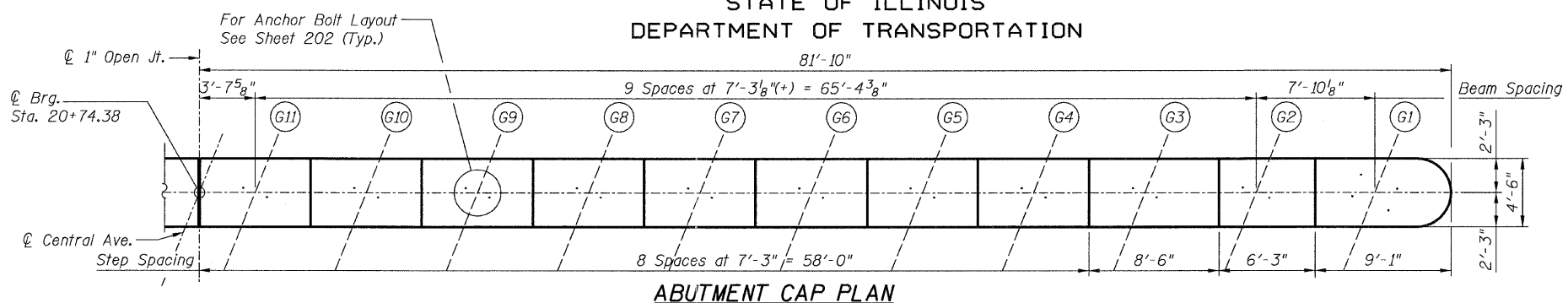
BRIDGE SEAT  
ELEVATIONS

NOTES

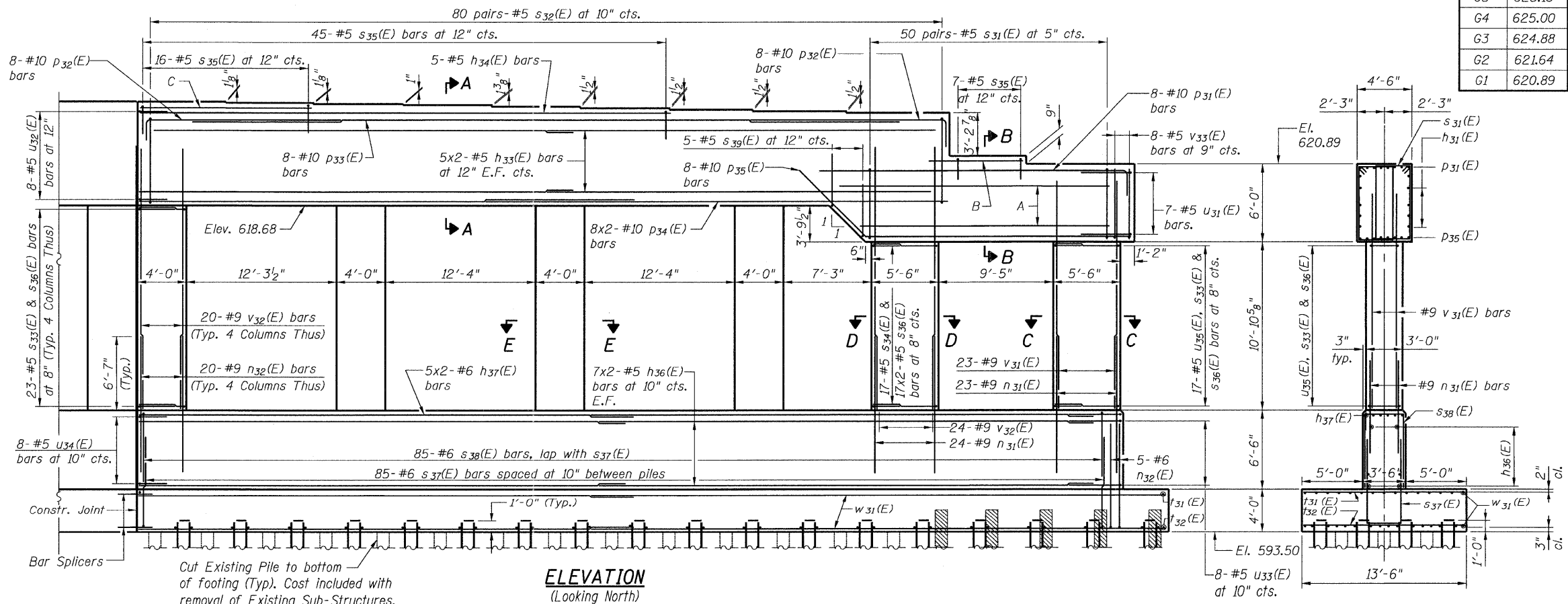
1. Bars indicated thus 8x2-#10 indicates 8 lines of bars with two lengths per line.
2. Space reinforcement in cap to miss anchor bolts.
3. Space reinforcement in footing to miss piles.
4. Pour steps monolithically with cap.
5. Pile capacity of existing 12"φ timber piles is 20 tons.
6. For Sections A-A, B-B, C-C, D-D & E-E, see sheet 202.
7. For Bill of Materials, see sheet 202.
8. Work this sheet with sheets 201 & 202.
9. E.F. - denotes Each Face.

\* Cut to fit in field.

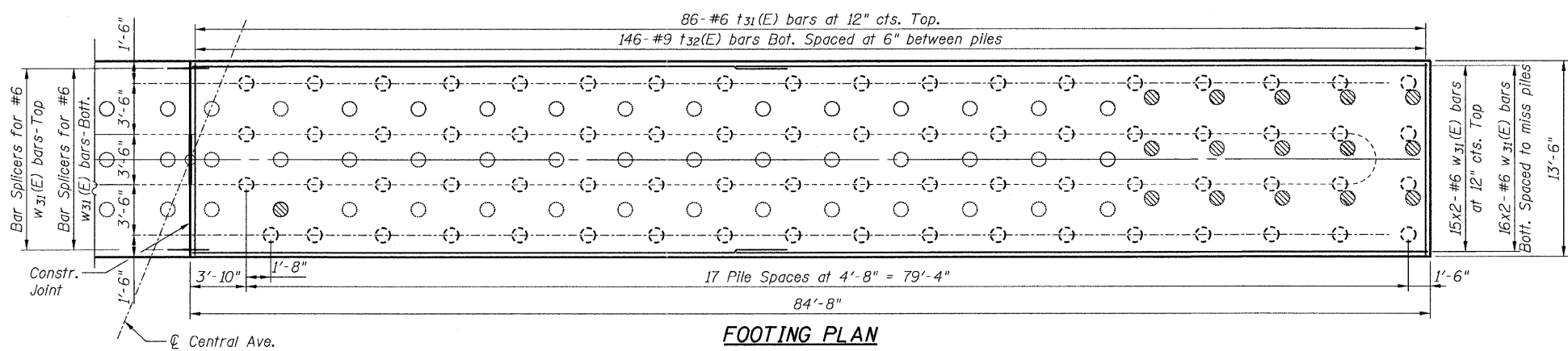
- A: 5-#5 h<sub>31</sub>(E) bars at 12" cts., E.F.\*  
 B: 5-#5 h<sub>32</sub>(E) bars  
 C: 5-#5 h<sub>38</sub>(E) bars



Girder Line	Seat Elevation
G11	625.77
G10	625.67
G9	625.58
G8	625.49
G7	625.38
G6	625.25
G5	625.13
G4	625.00
G3	624.88
G2	624.64
G1	620.89



END VIEW  
(East End)



FOOTING PLAN

PILE DATA

- Type: 12" φ x 0.25" Wall  
 Nominal Required Bearing: 270 kips  
 Allowable Resistance Available: 90 kips  
 Estimated Length: 40 ft  
 No. Production Piles: 71  
 No. Test Piles: 1
- Proposed Pile
  - Existing Pile to remain (Cut to bottom of footing)
  - ⊗ Existing Pile to be extracted

C. ABUT. 3 REPL. & WID.-EAST  
CENTRAL/I-55  
STRUCTURE NO. 016-0724

**TYLIN** INTERNATIONAL

DESIGNED	MB	REVISIONS	
CHECKED	AMD,	NAME	DATE
DRAWN	MB		
CHECKED	AMD,		
DATE	03/25/2011		

SHEET NO. 200	F.A.I. RTE.	SECTION	COUNTY	TOTAL SHEETS	SHEET NO.
	55	0711.2R & 1011.1BR	COOK	741	524
239 SHEETS	CONTRACT NO. 60999				
	FED. ROAD DIST. NO. 1 ILLINOIS FED. AID PROJECT				

p:\01345\structure\C2 Central Ave. 016-0724\155c2abut3e.dgn 5/9/2011 9:09:24 AM