STATE OF ILLINOIS
DEPARTMENT OF TRANSPORTATION

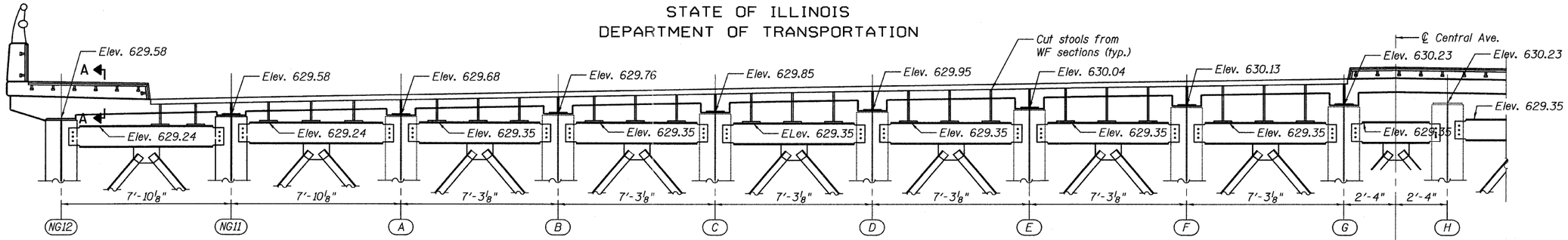

CROSS FRAME DIAPHRAGMS AT PIER 9

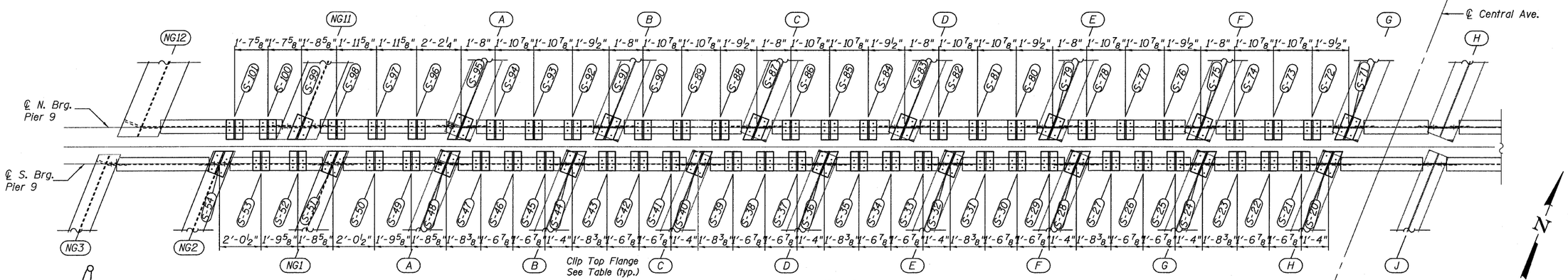

PLAN

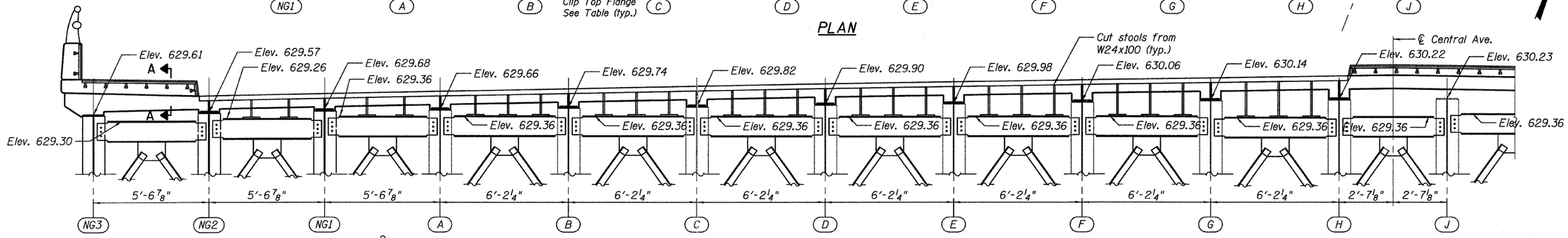

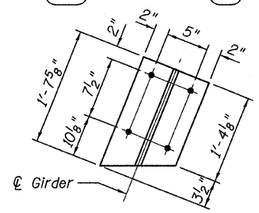

STOOLS OVER GIRDERS

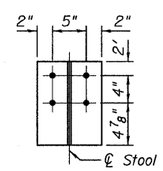

STOOLS OVER DIAGHRAGMS

STOOLS DIMENSIONS
(Fabricated from W24 x 103)

CROSS FRAME DIAPHRAGMS AT PIER 9
(Span 13, Looking North)

NOTES:

1. For Section A-A and B-B see sheet 32.
2. Holes in new cross frame connection plates are to be field drilled using the holes in the existing connection as a template.
3. According to existing plans, the end cross frame is level.
4. The ends of the proposed girders are cut parallel to the skew.

FINGER PLATE PLAN & SECTIONS - WEST
STRUCTURE NO. 016-3240

TY·LIN INTERNATIONAL

DESIGNED	- DY, LS	REVISIONS	
CHECKED	- AMD, LS	NAME	DATE
DRAWN	- DY, LS		
CHECKED	- AMD, LS		
DATE	- 03/25/2011		

SHEET NO. 30
73 SHEETS

F.A.I RTE.	SECTION	COUNTY	TOTAL SHEETS	SHEET NO.
55	0711.2R & 1011.1BR	COOK	741	633
		CONTRACT NO. 60999		
FED. ROAD DIST. NO. 1	ILLINOIS	FED. AID PROJECT		

4/28/2011

p:\01345\structur\C3 North Approach 016-3240\55c3finger west.dgn 2:27:39 PM