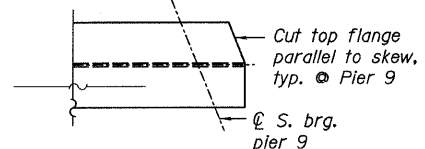
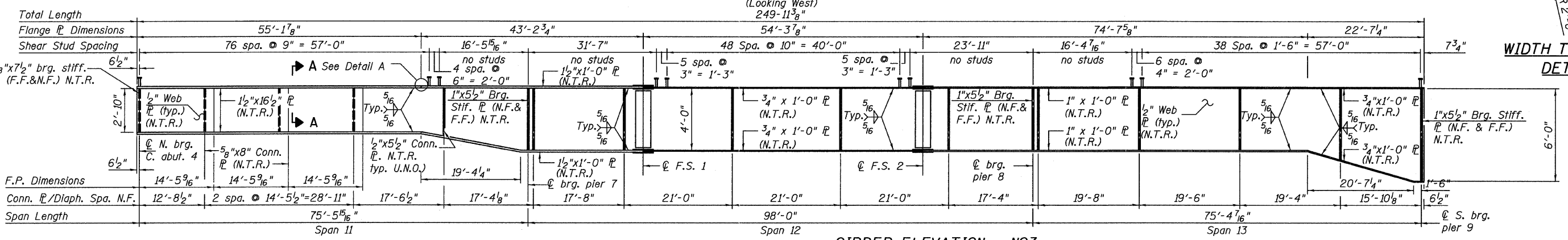
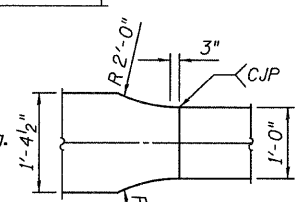
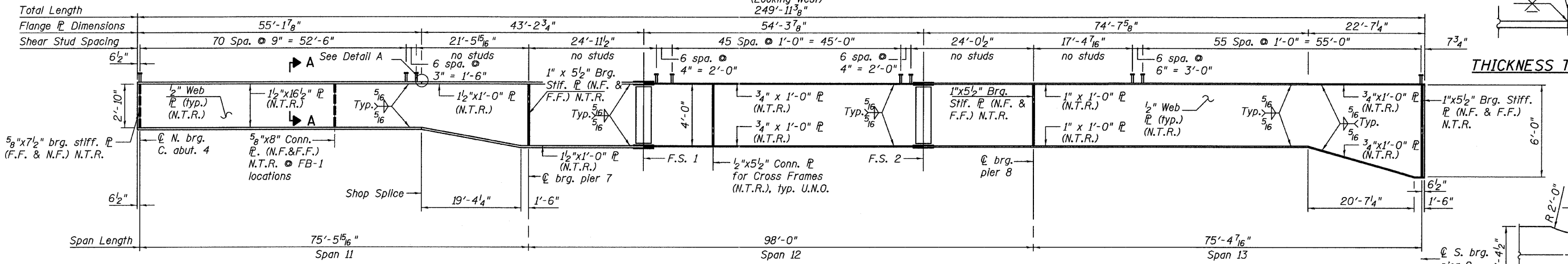
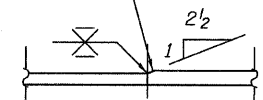
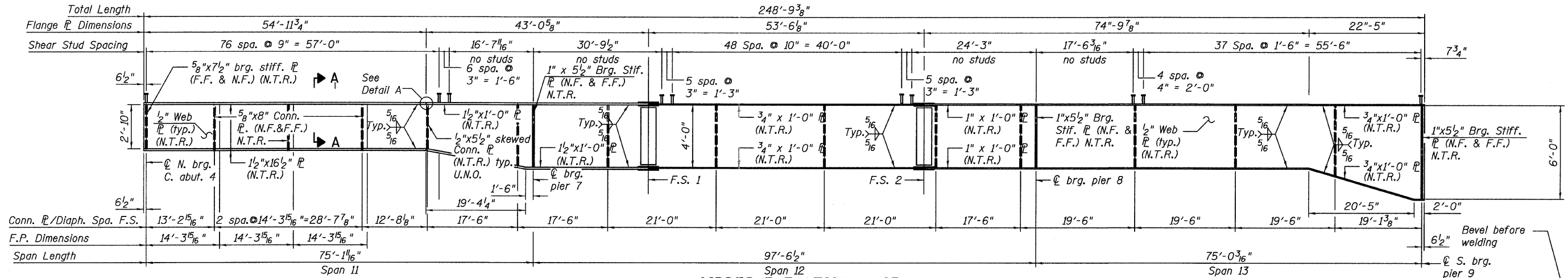


STATE OF ILLINOIS
DEPARTMENT OF TRANSPORTATION

248'-9³/₈"



NOTES:

- All structural steel on this sheet shall conform to the requirements of AASHTO M270 Grade 50.
- For Top of Beam/Web Elevations and Camber Diagram, see Sheets 36 & 49.
- For Bearing Stiffener Detail, Intermediate Stiffener Detail and Connection Plate Detail, see Sheets 43 thru 46.
- Load carrying components designated "N.T.R." shall conform to the Supplemental Requirements for Notch Toughness, Zone 2.
- For Field Splices 1 and 2 details, see Sheet 47.
- For Section A-A, see Sheet 43.
- N.F. Denotes Near Face.
- F.F. Denotes Far Face.
- U.N.O. Denotes Unless Noted Otherwise.

GIRDER ELEVATIONS-1
SPANS 11, 12 & 13
STRUCTURE NO. 016-3240

TYLIN INTERNATIONAL	DESIGNED - DY, LS	REVISIONS		SHEET NO. 39	F.A.I RTE.	SECTION	COUNTY	TOTAL SHEETS	SHEET NO.				
	CHECKED - AMD, LS	NAME	DATE		55					0711.2R & 1011.1BR	COOK	741	642
	DRAWN - DY, LS				73 SHEETS					CONTRACT NO. 60999			
	CHECKED - AMD, LS				FED. ROAD DIST. NO. 1 ILLINOIS FED. AID PROJECT								
	DATE - 03/25/2011												

9/15/2011 AM
 016-3240-Struct-11-3 North Approach 016-3240-155031Framed11.dwg
 5/9/2011