SIGN DETAIL

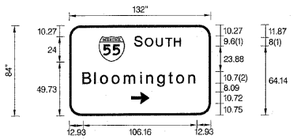

FONT:
(1) ClearviewHwy-5-W
(2) ClearviewHwy-5-W-R

SIGN NUMBER	LOR-GM-622
WIDTH x HGHT.	132" x 84"
BORDER WIDTH	2"
CORNER RADIUS	11"
MOUNTING	Ground
BACKGROUND	TYPE: High Intensity
	COLOR: Green
LEGEND/BORDER	TYPE: High Intensity
	COLOR: White/White

SYMBOL	ROT	X	Y	WID	HT
M1_1	0	27.59	49.73	24	24
ARMED	0	57.59	10.75	10.72	16.86

Panel Style: guide_con_advance.ssi
Dimensions are in Custom (") Letter locations are panel edge to lower left corner

LETTER POSITIONS (X)																LENGTH	SERIES/SIZE
S	O	U	T	H													ClearviewHwy-5-W
61.19	71.31	81.59	90.17	98.32												43.25	9.6,8
B	l	o	o	m	i	n	g	t	o	n							ClearviewHwy-5-W-R
12.93	24.02	29.53	40.33	51.55	66.82	72.49	82.87	92.99	100.47	111.69						106.16	10.7/8.71

SIGN DETAIL

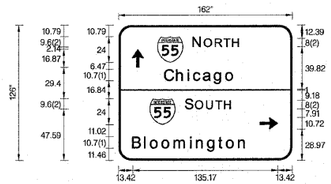

FONT:
(1) ClearviewHwy-5-W-R
(2) ClearviewHwy-5-W

SIGN NUMBER	US6-GM-657
WIDTH x HGHT.	162" x 126"
BORDER WIDTH	2"
CORNER RADIUS	12"
MOUNTING	Ground
BACKGROUND	TYPE: High Intensity
	COLOR: Green/Green
LEGEND/BORDER	TYPE: High Intensity
	COLOR: White/White

SYMBOL	ROT	X	Y	WID	HT
M1_1	0	36.22	91.2	24	24
ARMED	90	12.7	86.59	10.7	16.86
M1_1	0	29	33.18	24	24
ARMED	0	131.72	28.97	10.72	16.87

Panel Style: guide_con_advance.ssi
Dimensions are in Custom (") Letter locations are panel edge to lower left corner

LETTER POSITIONS (X)																LENGTH	SERIES/SIZE
N	O	R	T	H													ClearviewHwy-5-W
69.82	80.29	90.57	98.51	106.67												42.96	9.6,8
C	h	i	c	a	g	o											ClearviewHwy-5-W-R
43.15	54.4	65	70.24	79.29	89.54	100.29										65.38	10.7/8.71
S	O	U	T	H													ClearviewHwy-5-W
62.62	72.06	82.34	90.92	99.07												42.56	9.6,8
B	l	o	o	m	i	n	g	t	o	n							ClearviewHwy-5-W-R
13.42	24.52	30.03	40.82	52.05	67.32	72.99	83.37	93.48	100.96	112.19						106.16	10.7/8.71

SIGN DETAIL

FONT:
(1) ClearviewHwy-5-W
(2) ClearviewHwy-5-W-R

SIGN NUMBER	US6-GM-671
WIDTH x HGHT.	120" x 84"
BORDER WIDTH	2"
CORNER RADIUS	11"
MOUNTING	Ground
BACKGROUND	TYPE: High Intensity
	COLOR: Green
LEGEND/BORDER	TYPE: High Intensity
	COLOR: White/White

SYMBOL	ROT	X	Y	WID	HT
M1_1	0	21.43	49.66	24	24
ARMED	180	50.98	12.24	10.7	16.87

Panel Style: guide_con_advance.ssi
Dimensions are in Custom (") Letter locations are panel edge to lower left corner

LETTER POSITIONS (X)																LENGTH	SERIES/SIZE
N	O	R	T	H													ClearviewHwy-5-W
55.04	66.1	76.38	84.32	92.47												43.54	9.6,8
C	h	i	c	a	g	o											ClearviewHwy-5-W-R
26.72	37.98	48.57	53.81	62.86	73.11	83.87										65.38	10.7/8.71

SIGN DETAIL

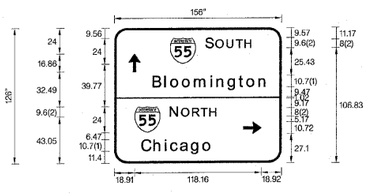

FONT:
(1) ClearviewHwy-5-W-R
(2) ClearviewHwy-5-W

SIGN NUMBER	US6-GM-672
WIDTH x HGHT.	156" x 126"
BORDER WIDTH	2"
CORNER RADIUS	12"
MOUNTING	Ground
BACKGROUND	TYPE: High Intensity
	COLOR: Green/Green
LEGEND/BORDER	TYPE: High Intensity
	COLOR: White/White

SYMBOL	ROT	X	Y	WID	HT
M1_1	0	51.96	92.42	24	24
ARMED	90	13.45	85.14	10.72	16.87
M1_1	0	18.91	28.64	24	24
ARMED	0	120.2	27.17	10.72	16.87

Panel Style: guide_con_advance.ssi
Dimensions are in Custom (") Letter locations are panel edge to lower left corner

LETTER POSITIONS (X)																LENGTH	SERIES/SIZE
S	O	U	T	H													ClearviewHwy-5-W
85.57	95	105.29	113.87	122.03												42.56	9.6,8
B	l	o	o	m	i	n	g	t	o	n							ClearviewHwy-5-W-R
36.38	47.47	52.98	63.78	75	90.27	95.94	106.32	116.44	123.92	135.14						106.16	10.7/8.71
N	O	R	T	H													ClearviewHwy-5-W
52.53	63	73.28	81.22	89.37												42.96	9.6,8
C	h	i	c	a	g	o											ClearviewHwy-5-W-R
25.85	37.11	47.7	52.95	61.99	72.25	83										65.38	10.7/8.71

SIGN DETAIL

SIGN NUMBER	
WIDTH x HGHT.	
BORDER WIDTH	
CORNER RADIUS	
MOUNTING	
BACKGROUND	TYPE:
	COLOR:
LEGEND/BORDER	TYPE:
	COLOR:

SYMBOL	ROT	X	Y	WID	HT

Panel Style:
Dimensions are in

LETTER POSITIONS (X)	LENGTH	SERIES/SIZE

SIGN DETAIL

SIGN NUMBER	Name
WIDTH x HGHT.	
BORDER WIDTH	
CORNER RADIUS	
MOUNTING	
BACKGROUND	TYPE:
	COLOR:
LEGEND/BORDER	TYPE:
	COLOR:

SYMBOL	ROT	X	Y	WID	HT

Panel Style:
Dimensions are in

LETTER POSITIONS (X)	LENGTH	SERIES/SIZE

COPYRIGHT © 2010, BY BAXTER & WOODMAN, INC.
STATE OF ILLINOIS - PROFESSIONAL ENGINEER
LICENSE NO. - 184-001921 - EXPIRES 4/30/2011
PLOTTED BY - 4/4/2011 9:04:32 PM
...\portrait\PDF2X54.pit
...PLOTS\100153-W010-Bak.tbl
C:\CrystalLake\LCD1\0353-40-Design\80-00\CADD-SURVEY\DRAWINGS\DONS\100153-W010-SIGN-DETS-REPORTS.dgn

BAXTER & WOODMAN Consulting Engineers

DESIGNED - DJS	REVISED -		
DRAWN - UKB	REVISED -		
CHECKED - RWL	REVISED -		
DATE - 11-8-10	FILE - 100153-W010-SIGN-DETS-REPORTS.dgn		

STATE OF ILLINOIS
DEPARTMENT OF TRANSPORTATION

SIGNING REPORTS

SCALE: NONE | STA. | TO STA.

F.A.I. RTE.	SECTION	COUNTY	TOTAL SHEETS	SHEET NO.
55	2010-114-SG	WILL	115	71
		CONTRACT NO. 60M48		

FED. ROAD DIST. NO. 1 | ILLINOIS | FED. AID PROJECT