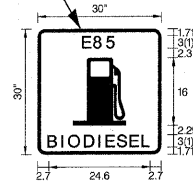


SIGN DETAIL

CONTRACTOR SHALL COORDINATE WITH RESIDENT ENGINEER TO OBTAIN IDOT DETAILED SHOP DRAWINGS FROM CENTRAL SIGN SHOP



FONT:  
(1) ClearviewHwy-5-W

Panel Style: GAS.ssi  
Dimensions are in Custom (\*) Letter locations are panel edge to lower left corner

SIGN NUMBER	NB-GM-176c
WIDTH x HGHT.	30" x 30"
BORDER WIDTH	0.75"
CORNER RADIUS	1.88"
MOUNTING	Ground
BACKGROUND	TYPE: High Intensity COLOR: Blue
LEGENDBORDER	TYPE: High Intensity COLOR: White/White

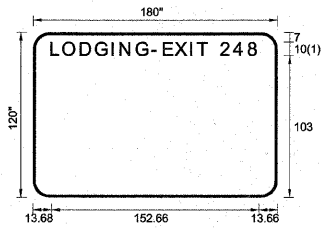
SYMBOL	ROT	X	Y	WID	HT
6-12	0	8.59	7	12.85	16

LETTER POSITIONS (X)										LENGTH	SERIESIZE
E	8	5									ClearviewHwy-5-W
11.02	13.83	16.94								7.98	3
B	I	O	D	I	E	S	E	L			ClearviewHwy-5-W
2.7	6.02	7.69	11.54	15.02	16.81	19.49	22.64	25.57		24.62	3

SIGN DETAIL

SIGN NUMBER	NB-GM-263, SB-GM-303
WIDTH x HGHT.	180" x 120"
BORDER WIDTH	2"
CORNER RADIUS	12"
MOUNTING	Ground
BACKGROUND	TYPE: High Intensity COLOR: Blue
LEGENDBORDER	TYPE: High Intensity COLOR: White/White

SYMBOL	ROT	X	Y	WID	HT
6-12	0	8.58	7	12.85	16



FONT:  
(1) ClearviewHwy-5-W

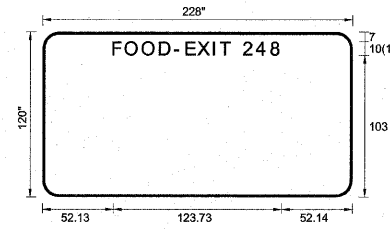
Panel Style: guide\_fwy\_interstate.ssi  
Dimensions are in Custom (\*) Letter locations are panel edge to lower left corner

LETTER POSITIONS (X)															LENGTH	SERIESIZE
L	O	D	G	I	N	G	-	E	X	I	T	2	4	8		ClearviewHwy-5-W
13.68	22.31	35.16	46.38	58.59	64.52	76.31	88.52	96.41	104.96	116.35	121.29	128.48	138.65	148.3	152.68	10

SIGN DETAIL

SIGN NUMBER	NB-GM-268, SB-GM-298
WIDTH x HGHT.	228" x 120"
BORDER WIDTH	2"
CORNER RADIUS	12"
MOUNTING	Ground
BACKGROUND	TYPE: High Intensity COLOR: Blue
LEGENDBORDER	TYPE: High Intensity COLOR: White/White

SYMBOL	ROT	X	Y	WID	HT
6-12	0	8.58	7	12.85	16



FONT:  
(1) ClearviewHwy-5-W

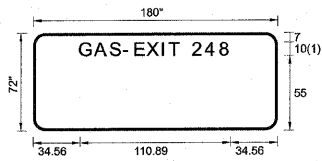
Panel Style: guide\_fwy\_interstate.ssi  
Dimensions are in Custom (\*) Letter locations are panel edge to lower left corner

LETTER POSITIONS (X)															LENGTH	SERIESIZE
F	O	O	D	-	E	X	I	T	2	4	8					ClearviewHwy-5-W
52.13	61.13	73.58	86.43	98.04	105.93	114.49	125.87	130.81	138	148.17	157.82	168.56			123.73	10

SIGN DETAIL

SIGN NUMBER	NB-GM-277a, SB-GM-293a
WIDTH x HGHT.	180" x 72"
BORDER WIDTH	2"
CORNER RADIUS	9"
MOUNTING	Ground
BACKGROUND	TYPE: High Intensity COLOR: Blue
LEGENDBORDER	TYPE: High Intensity COLOR: White/White

SYMBOL	ROT	X	Y	WID	HT
6-12	0	8.58	7	12.85	16



FONT:  
(1) ClearviewHwy-5-W

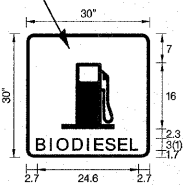
Panel Style: guide\_fwy\_interstate.ssi  
Dimensions are in Custom (\*) Letter locations are panel edge to lower left corner

LETTER POSITIONS (X)												LENGTH	SERIESIZE	
G	A	S	-	E	X	I	T	2	4	8			ClearviewHwy-5-W	
34.56	45.68	57.13	67.63	75.52	84.07	95.46	100.4	107.59	117.76	127.41	138.15		110.89	10

SIGN DETAIL

SIGN NUMBER	NB-GM-277b, SB-GM-293b
WIDTH x HGHT.	30" x 30"
BORDER WIDTH	0.75"
CORNER RADIUS	1.88"
MOUNTING	Ground
BACKGROUND	TYPE: High Intensity COLOR: Blue
LEGENDBORDER	TYPE: High Intensity COLOR: White/White

SYMBOL	ROT	X	Y	WID	HT
6-12	0	8.58	7	12.85	16



FONT:  
(1) ClearviewHwy-5-W

Panel Style: GAS.ssi  
Dimensions are in Custom (\*) Letter locations are panel edge to lower left corner

LETTER POSITIONS (X)										LENGTH	SERIESIZE
B	I	O	D	I	E	S	E	L			ClearviewHwy-5-W
2.7	6.02	7.68	11.54	15.02	16.8	19.49	22.64	25.56		24.62	3

SIGN DETAIL

SIGN NUMBER	Name
WIDTH x HGHT.	
BORDER WIDTH	
CORNER RADIUS	
MOUNTING	
BACKGROUND	TYPE: COLOR:
LEGENDBORDER	TYPE: COLOR:

SYMBOL	ROT	X	Y	WID	HT
6-12	0	8.58	7	12.85	16

Panel Style:  
Dimensions are in

LETTER POSITIONS (X)															LENGTH	SERIESIZE	



DESIGNED	-	DJS	REVISED	-
DRAWN	-	LKB	REVISED	-
CHECKED	-	RWL	REVISED	-
DATE	-	11-8-10	FILE	-
				100153-W010-SIGN-DETS-REPORTS.dgn

STATE OF ILLINOIS  
DEPARTMENT OF TRANSPORTATION

SCALE: NONE

SIGNING REPORTS

STA. TO STA.

F.A.I. RTE.	SECTION	COUNTY	TOTAL SHEETS	SHEET NO.
55	2010-114-SG	WILL	115	76
FED. ROAD DIST. NO. 1 ILLINOIS FED. AID PROJECT			CONTRACT NO. 60M48	

PROJECT: 2010-114-SG, STATE OF ILLINOIS, DEPARTMENT OF TRANSPORTATION, SIGNING REPORTS, SHEET 76 OF 115  
 DRAWN BY: LKB, CHECKED BY: RWL, DATE: 11-8-10  
 PROJECT LOCATION: ILLINOIS, COUNTY: WILL, SECTION: 2010-114-SG  
 PROJECT NO.: 100153-W010-SIGN-DETS-REPORTS.dgn, SHEET NO.: 76 OF 115  
 PROJECT DATE: 11-8-10, PROJECT TIME: 9:47:37 PM