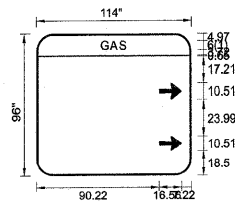


SIGN DETAIL



FONT:
(1) ClearviewHwy-5-W

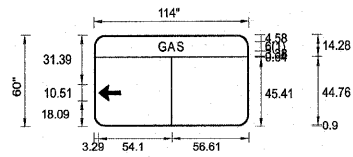
Panel Style: guide_fwy_interstate_ramps.ssi
Dimensions are in Custom (*) Letter locations are panel edge to lower left corner

SIGN NUMBER	RF-GM-446
WIDTH x HGHT.	114" x 96"
BORDER WIDTH	1.25"
CORNER RADIUS	12"
MOUNTING	Ground
BACKGROUND	TYPE: High Intensity COLOR: BlueBlue
LEGEND/BORDER	TYPE: High Intensity COLOR: WhiteWhite

SYMBOL	ROT	X	Y	WID	HT
ARMED	0	90.22	52.96	10.51	16.56
ARMED	0	90.22	18.46	10.51	16.56

LETTER POSITIONS (X)			LENGTH	SERIES/SIZE
G	A	S		ClearviewHwy-5-W
48.06	54.73	61.6	17.87	6

SIGN DETAIL



FONT:
(1) ClearviewHwy-5-W

Panel Style: guide_fwy_interstate_ramps.ssi
Dimensions are in Custom (*) Letter locations are panel edge to lower left corner

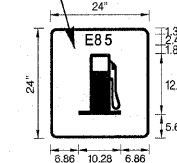
SIGN NUMBER	RK-GM-471A
WIDTH x HGHT.	114" x 60"
BORDER WIDTH	1.25"
CORNER RADIUS	8"
MOUNTING	Ground
BACKGROUND	TYPE: High Intensity COLOR: BlueBlue
LEGEND/BORDER	TYPE: High Intensity COLOR: WhiteWhite

SYMBOL	ROT	X	Y	WID	HT
ARMED	180	3.3	18.1	10.51	16.55

LETTER POSITIONS (X)			LENGTH	SERIES/SIZE
G	A	S		ClearviewHwy-5-W
48.07	54.74	61.61	17.87	6

SIGN DETAIL

CONTRACTOR SHALL COORDINATE WITH RESIDENT ENGINEER TO OBTAIN IDOT DETAILED SHOP DRAWINGS FROM CENTRAL SIGN SHOP



FONT:
(1) ClearviewHwy-5-W

Panel Style: GAS.ssi
Dimensions are in Custom (*) Letter locations are panel edge to lower left corner

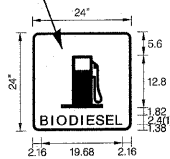
SIGN NUMBER	RK-GM-471C
WIDTH x HGHT.	24" x 24"
BORDER WIDTH	0.6"
CORNER RADIUS	1.5"
MOUNTING	Ground
BACKGROUND	TYPE: High Intensity COLOR: Blue
LEGEND/BORDER	TYPE: High Intensity COLOR: WhiteWhite

SYMBOL	ROT	X	Y	WID	HT
6-12	0	6.86	5.59	10.27	12.8

LETTER POSITIONS (X)			LENGTH	SERIES/SIZE
E	8	5		ClearviewHwy-5-W
8.81	11.06	13.55	6.39	2.4

SIGN DETAIL

CONTRACTOR SHALL COORDINATE WITH RESIDENT ENGINEER TO OBTAIN IDOT DETAILED SHOP DRAWINGS FROM CENTRAL SIGN SHOP



FONT:
(1) ClearviewHwy-5-W

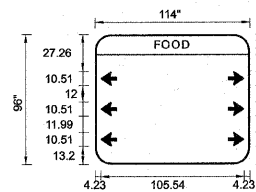
Panel Style: GAS.ssi
Dimensions are in Custom (*) Letter locations are panel edge to lower left corner

SIGN NUMBER	RK-GM-471E,**
WIDTH x HGHT.	24" x 24"
BORDER WIDTH	0.6"
CORNER RADIUS	1.5"
MOUNTING	Ground
BACKGROUND	TYPE: High Intensity COLOR: Blue
LEGEND/BORDER	TYPE: High Intensity COLOR: WhiteWhite

SYMBOL	ROT	X	Y	WID	HT
6-12	0	6.86	5.59	10.27	12.8

LETTER POSITIONS (X)			LENGTH	SERIES/SIZE						
B	I	O	D	I	E	S	E	L		ClearviewHwy-5-W
2.16	4.81	6.14	9.23	12	13.43	15.58	18.1	20.44	19.68	2.4

SIGN DETAIL



FONT:
(1) ClearviewHwy-5-W

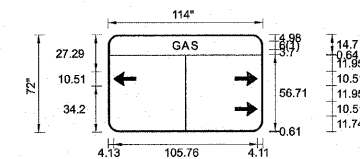
Panel Style: guide_fwy_interstate_ramps.ssi
Dimensions are in Custom (*) Letter locations are panel edge to lower left corner

SIGN NUMBER	RAA-GM-536,**
WIDTH x HGHT.	114" x 95.99"
BORDER WIDTH	1.25"
CORNER RADIUS	12"
MOUNTING	Ground
BACKGROUND	TYPE: High Intensity COLOR: BlueBlue
LEGEND/BORDER	TYPE: High Intensity COLOR: WhiteWhite

SYMBOL	ROT	X	Y	WID	HT
ARSHRT	180	4.22	58.22	10.51	11.81
ARSHRT	0	97.96	58.22	10.51	11.82
ARSHRT	180	4.22	35.7	10.51	11.81
ARSHRT	0	97.96	35.7	10.51	11.82
ARSHRT	180	4.24	13.2	10.51	11.81
ARSHRT	0	97.94	13.2	10.51	11.82

LETTER POSITIONS (X)			LENGTH	SERIES/SIZE	
F	O	O	D		ClearviewHwy-5-W
44.3	49.7	57.17	64.88	25.39	6

SIGN DETAIL



FONT:
(1) ClearviewHwy-5-W

Panel Style: guide_fwy_interstate_ramps.ssi
Dimensions are in Custom (*) Letter locations are panel edge to lower left corner

SIGN NUMBER	RAA-GM-540A
WIDTH x HGHT.	114" x 72"
BORDER WIDTH	1.25"
CORNER RADIUS	8"
MOUNTING	Ground
BACKGROUND	TYPE: High Intensity COLOR: BlueBlue
LEGEND/BORDER	TYPE: High Intensity COLOR: WhiteWhite

SYMBOL	ROT	X	Y	WID	HT
ARMED	180	4.13	34.2	10.51	16.55
ARMED	0	93.32	34.2	10.51	16.56
ARMED	0	93.32	11.74	10.51	16.56

LETTER POSITIONS (X)			LENGTH	SERIES/SIZE
G	A	S		ClearviewHwy-5-W
48.05	54.72	61.59	17.87	6

COPYRIGHT © 2010 BY BAXTER & WOODMAN, INC.
 ALL RIGHTS RESERVED. NO PART OF THIS PUBLICATION MAY BE REPRODUCED OR TRANSMITTED IN ANY FORM OR BY ANY MEANS, ELECTRONIC OR MECHANICAL, INCLUDING PHOTOCOPYING, RECORDING, OR BY ANY INFORMATION STORAGE AND RETRIEVAL SYSTEM.
 LICENSE NO. 184-00121 - EXPIRES 7/30/2011
 23JWC
 4/4/2011



DESIGNED	-	DJS	REVISED	-	
DRAWN	-	UKB	REVISED	-	
CHECKED	-	RWL	REVISED	-	
DATE	-	11-8-10	FILE	-	100153-W010-SIGN-DETS-REPORTS.dgn

STATE OF ILLINOIS
DEPARTMENT OF TRANSPORTATION

SCALE: NONE

SIGNING REPORTS

STA. TO STA.

F.A.I. RTE.	SECTION	COUNTY	TOTAL SHEETS	SHEET NO.
55	2010-114-SG	WILL	115	79
CONTRACT NO. 60M48			FED. ROAD DIST. NO. 1 ILLINOIS FED. AID PROJECT	