












 R6-1L 36" X 12"				 R6-1L 36" X 12"				 R6-2L 24" X 30"				 R6-2R 24" X 30"				 R6-3 36" X 30"			
RAE-WP-411B	16+32			RAE-WP-411A	16+32			RW-TS-526B	14+99			RW-TS-526C	14+99			RAE-WP-412D	16+32		
RB-WP-427B	17+70			RB-WP-427A	17+70			RZ-TS-533C	13+50			RZ-TS-533D	13+50			RB-WP-427D	17+70		
 R12-I108 66" X 42"				 W1-8L 36" X 48"				 W1-8R 36" X 48"				 W3-1 48" X 48"							
RI-TS-465	4+31			RI-WP-820	1+60			RG-WP-810	3+50	RO-WP-834	6+30	RP-WP-847	8+30			RAE-WP-402	4+99	RR-WP-496	10+15
				RI-WP-821	2+80			RG-WP-811	4+70	RO-WP-835	6+70	RP-WP-848	9+10			RB-WP-419	6+02	RW-WP-522A	10+00
				RI-WP-822	4+00			RG-WP-812	5+90	RO-WP-836	7+10	RP-WP-849	9+90			RC-PM-433	10+43	RZ-WP-531A	9+06
				RI-WP-823	5+20			RG-WP-813	7+10	RO-WP-837	7+50	RP-WP-850	10+70			RF-PM-447	12+17		
				RJ-WP-825	0+70			RG-WP-814	8+30	RO-WP-838	7+90					RK-WP-472A	10+91		
				RJ-WP-826	1+10			RO-WP-830	3+10	RO-WP-839	8+30					RK-WP-473A	10+93		
				RJ-WP-827	1+50			RO-WP-831	3+90	RO-WP-840	8+70					RN-WP-478A	11+06		
				RJ-WP-828	1+90			RO-WP-832	4+70	RP-WP-845	6+70					RN-WP-479A	11+08		
								RO-WP-833	5+50	RP-WP-846	7+50					RO-WP-484	10+06		
 W4-1L 48" X 48"				 W4-1R 48" X 48"				 W4-2L 48" X 48"				 W6-3 36" X 36"				 W9-1L 48" X 48"			
SB-TS-168	481+07			SB-WP-104	196+02	SB-WP-254	895+46	SB-WP-305	1047+86			RG-TS-459B	17+00			SB-WP-308	1059+85		
				NB-WP-109	213+12	NB-WP-256	908+84	SB-WP-306	1047+88							SB-WP-309	1059+87		
				SB-TS-135	312+78	SB-WP-279	975+09												
				NB-WP-138	328+69	NB-WP-283	986+63												
				NB-WP-163	465+77	RG-TS-456A	XXX+XX												
				SB-WP-192	568+89														
				NB-WP-193	576+43														
				SB-WP-206	611+01														
				NB-WP-207	612+90														

COPYRIGHT © 2009 BY BAXTER & WOODMAN, INC.
 ALL RIGHTS RESERVED. EXPIRES 4/30/2011
 LICENSE NO. 184-00123
 832608 RW4/2/2010-C:\CrystalLake\ALDOT\000ES-1-00-Design\W-10-CADD-SURVEY\DRAWINGS\VDHS\VDHS1-WOOD-SIGN-DET-15.dgn



USER NAME = 23lukb
 PLOT SCALE = 4.0000" / IN.
 PLOT DATE = 4/4/2011

DESIGNED - DJJ
 DRAWN - UKB
 CHECKED - RWL
 DATE - 11-8-10

REVISED -
 REVISED -
 REVISED -
 REVISED -

STATE OF ILLINOIS
DEPARTMENT OF TRANSPORTATION

SIGNING DETAILS
 SCALE: 1"=40' SHEET NO. OF SHEETS STA. TO STA.

F.A.I. RTE.	SECTION	COUNTY	TOTAL SHEETS	SHEET NO.
55	2010-114-SG	WILL	115	89
CONTRACT NO. 60M48				
FED. ROAD DIST NO. 1 ILLINOIS FED. AID PROJECT				