

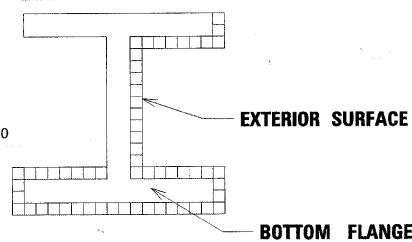
**GENERAL NOTES**

~~BEFORE STARTING ANY EXCAVATION THE CONTRACTOR SHALL CALL "J.U.L.I.E." AT (800) 892-0123 OR 811 FOR FIELD LOCATIONS OF BURIED ELECTRIC, TELEPHONE AND GAS UTILITIES. 48 HOURS NOTIFICATION IS REQUIRED.~~

1. BEFORE STARTING ANY EXCAVATION IN THE CITY OF CHICAGO, THE CONTRACTOR SHALL CALL "C.U.A.N." AT (312) 744-7000 OR FOR FIELD LOCATIONS OF BURIED ELECTRIC, TELEPHONE AND GAS UTILITIES. 48 HOUR NOTIFICATION IS REQUIRED.
2. THE CONTRACTOR SHALL COORDINATE CONSTRUCTION ACTIVITIES WITH UTILITY COMPANIES FOR THE CITY OF CHICAGO.
3. WHEN ARTIFICIAL LIGHTING IS UTILIZED IN NIGHT OPERATIONS, THE CONTRACTOR SHALL EXERCISE THE UTMOST PRECAUTIONS IN PREVENTING ADVERSE VISIBILITY TO THE MOTORING PUBLIC AND ADJOINING RESIDENTIAL AREAS.
4. IT SHALL BE THE CONTRACTOR'S RESPONSIBILITY TO VERIFY ALL DIMENSIONS & CONDITIONS EXISTING IN THE FIELD PRIOR TO CONSTRUCTION & ORDERING OF MATERIALS.
5. THE CONTRACTOR WILL NOT BE ALLOWED TO SET UP A YARD OR FIELD OFFICE ON STATE PROPERTY WITHOUT WRITTEN PERMISSION FROM THE DEPARTMENT.
6. THE CONTRACTOR SHALL CONTACT THE DISTRICT ONE TRAFFIC CONTROL SUPERVISOR AT (847) 705-4470 FOR ARTERIALS OR (847) 705-4151 FOR EXPRESSWAYS A MINIMUM OF 72 HOURS IN ADVANCE OF BEGINNING WORK.
7. THE CONTRACTOR SHALL BE REQUIRED TO PROVIDE ACCESS TO ABUTTING PROPERTY AT ALL TIMES DURING THE CONSTRUCTION OF THIS PROJECT.
8. DO NOT SCALE PLANS FOR CONSTRUCTION DIMENSIONS.
9. IT SHALL BE THE CONTRACTOR'S RESPONSIBILITY TO PROTECT AND PRESERVE THE EXISTING BRIDGE LIGHTING AT ANY LOCATIONS THAT LIGHTING IS ENCOUNTERED ADJACENT TO AN AREA TO BE CLEANED AND PAINTED.
10. THE "ARTERIAL ROAD INFORMATION SIGN (TC-22)" IS APPLICABLE ONLY TO ARTERIAL ROADS AND SHALL NOT BE APPLIED TO EXPRESSWAYS.
11. ALL BRIDGE PLAN SHEETS EXCERPTED FROM EXISTING PLANS. INFORMATION THAT DOES NOT PERTAIN TO THIS CONTRACT (E.G. STEEL REPAIRS, MEMBER REPLACEMENT) MAY BE SHOWN ON THE EXISTING PLAN SHEETS.

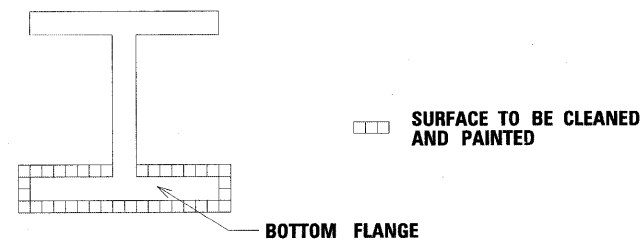
12. THE CONTRACTOR SHALL OBTAIN COAST GUARD APPROVAL TO OCCUPY NAVIGABLE WATERS, IF REQUIRED, FOR THE PROPOSED WORK. A WORK PLAN SHALL BE PREPARED BY THE CONTRACTOR, REVIEWED AND APPROVED BY THE ENGINEER AND BE SUBMITTED BY THE ENGINEER TO THE COAST GUARD AT THE ADDRESS LISTED BELOW FOR APPROVAL.

BRIDGE ADMINISTRATOR  
US COAST GUARD  
NINTH COAST DISTRICT  
1240 E. NINTH ST.  
CLEVELAND, OH 44199-2060



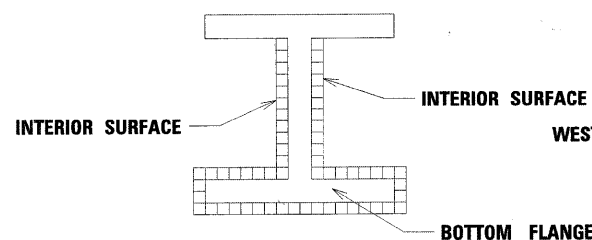
**FASCIA BEAM PAINTING DETAIL**

**FIGURE 1**

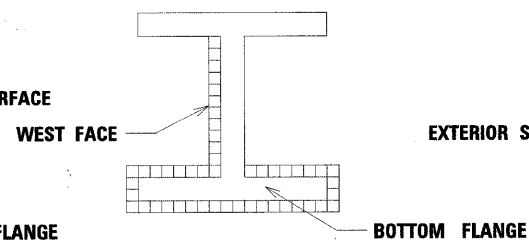


**FIGURE 2**

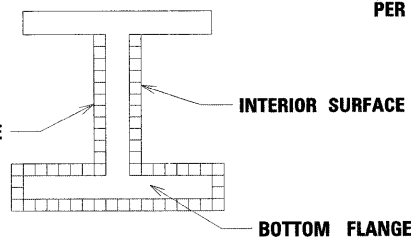
□ SURFACE TO BE CLEANED AND PAINTED



**FIGURE 3**



**FIGURE 4**



**FIGURE 5**

**GENERAL NOTES FOR PAINT**

1. CLEANING AND PAINTING OF THE EXISTING STRUCTURAL STEEL SHALL BE AS SPECIFIED IN THE SPECIAL PROVISION FOR "CLEANING AND PAINTING EXISTING STEEL STRUCTURES".
2. A MINIMUM OF ELEVEN (11) AIR MONITORS WILL BE REQUIRED THROUGHOUT PROJECT LOCATIONS, TO MONITOR ABRASIVE BLASTING OPERATIONS FOR ALL STRUCTURES. SEE SPECIAL PROVISION FOR "CONTAINMENT AND DISPOSAL OF LEAD PAINT CLEANING RESIDUE." SEE LOCATION MAP FOR POTENTIAL LOCATIONS.
3. THE AREAS DESIGNATED TO BE CLEANED PER NEAR WHITE BLAST CLEANING SSPC-SP10 SHALL BE PAINTED ACCORDING TO THE REQUIREMENTS OF PAINT SYSTEM 1 - 02/E/U. THE COLOR OF THE FINAL FINISH COAT FOR ALL INTERIOR STEEL SURFACES SHALL BE GRAY, MUNSELL NO 5B 7/1. THE COLOR OF THE FINAL FINISH COAT FOR THE EXTERIOR AND BOTTOM FLANGE OF THE FASCIA BEAMS SHALL BE REDDISH BROWN, MUNSELL NO 2.5YR 3/4.
4. ALL ITEMS (SUCH AS, BUT NOT LIMITED TO: CONDUITS, BRACKETS AND DECK DRAINS) ATTACHED TO THE OUTSIDE OF THE FASCIA BEAMS SHOULD BE CLEANED AND PAINTED.
5. ALL LOCATIONS, EXCEPT LOCATION 7 (016-1046): ALL BEAMS, BEARINGS AND OTHER STRUCTURAL STEEL WITHIN FIVE (5) FT. (MEASURED ALONG THE BEAM) OF EITHER SIDE OF ALL DECK JOINTS, SHALL BE CLEANED PER NEAR WHITE BLAST CLEANING SSPC-SP10. THE EXTERIOR SURFACES AND TOP AND BOTTOM OF THE BOTTOM FLANGE OF THE FASCIA BEAMS (SEE FIGURE 1) SHALL BE CLEANED PER NEAR WHITE BLAST CLEANING SSPC-SP10.
6. LOCATION 2 (016-1115): ALL STEEL PIERS FROM GROUND TO DECK, PLUS FIVE (5) FT. OF STEEL EITHER SIDE OF EACH STEEL PIER, SHALL BE CLEANED PER NEAR WHITE BLAST CLEANING SSPC-SP10. ALL BEAMS, BEARINGS AND OTHER STRUCTURAL STEEL WITHIN TEN (10) FT. (MEASURED ALONG THE BEAM) OF EITHER SIDE OF PIERS NO. 13 AND 14, SHALL BE CLEANED PER NEAR WHITE BLAST CLEANING SSPC-SP10. IN SPAN 14 (BETWEEN PIERS 13 AND 14), THE INSIDE FACES AND BOTTOM FLANGE (SEE FIGURE 3) OF BEAMS 10 AND 11 FROM WEST SHALL BE CLEANED PER NEAR WHITE BLAST CLEANING SSPC-SP10.
7. LOCATIONS 3 (016-1070), 4 (016-1114), AND 5 (016-1066): IN SPAN 3 (BETWEEN PIERS 1A AND 2), THE INSIDE FACES AND BOTTOM FLANGE (SEE FIGURE 3) OF BEAMS 15, 16, 23, AND 24 FROM WEST, SHALL BE CLEANED PER NEAR WHITE BLAST CLEANING SSPC-SP10. IN SPAN 3, THE WEST FACE AND BOTTOM FLANGE (SEE FIGURE 4) OF BEAM 7 FROM WEST, SHALL BE CLEANED PER NEAR WHITE BLAST CLEANING SSPC-SP10. AT PIER 22, ALL BEAMS, BEARINGS AND OTHER STRUCTURAL STEEL WITHIN TEN (10) FT. (MEASURED ALONG THE BEAM) OF EITHER SIDE OF PIER 22, SHALL BE CLEANED PER NEAR WHITE BLAST CLEANING SSPC-SP10.
8. LOCATION 6 (016-1140): IN SPAN B7 (BETWEEN PIERS 16 AND 17), ALL BOTTOM FLANGES (SEE FIGURE 2) SHALL BE CLEANED PER NEAR WHITE BLAST CLEANING SSPC-SP10.
9. LOCATION 7 (016-1046): ALL BEAMS, BEARINGS AND OTHER STRUCTURAL STEEL WITHIN FIVE (5) FT. (MEASURED ALONG THE BEAM) OF EITHER SIDE OF THE DECK JOINT AT PIERS 53 AND 5, SHALL BE CLEANED PER NEAR WHITE BLAST CLEANING SSPC-SP10. THE INSIDE FACE AND BOTTOM FLANGE (SEE FIGURE 5) OF THE SOUTH FASCIA BEAMS OF SPANS 8 (BETWEEN PIERS 59 AND 60) AND 9 (BETWEEN PIERS 58 AND 59), SHALL BE CLEANED PER NEAR WHITE BLAST CLEANING SSPC-SP10. ALL BOTTOM FLANGES (SEE FIGURE 2) OF SPAN 7 (BETWEEN PIERS 60 AND 61), SHALL BE CLEANED PER NEAR WHITE BLAST CLEANING SSPC-SP10. IN SPANS 15 THROUGH 17 (BETWEEN PIERS 53 AND 5), THE EXTERIOR SURFACES AND TOP AND BOTTOM OF THE BOTTOM FLANGE OF THE FASCIA BEAMS (SEE FIGURE 1) SHALL BE CLEANED PER NEAR WHITE BLAST CLEANING SSPC-SP10.
10. LOCATION 8 (016-1059): ALL BOTTOM FLANGES (SEE FIGURE 2) OF SPANS 9 (BETWEEN PIERS 37 AND 38) AND 12 (BETWEEN PIERS 34 AND 35) SHALL BE CLEANED PER NEAR WHITE BLAST CLEANING SSPC-SP10.
11. LOCATION 9 (016-1047): ALL BOTTOM FLANGES (SEE FIGURE 2) IN SPAN E4 (BETWEEN PIERS 26 AND 27) SHALL BE CLEANED PER NEAR WHITE BLAST CLEANING SSPC-SP10. ALL STEEL IN SPAN E8 (BETWEEN PIERS 22 AND 25) SHALL BE CLEANED PER NEAR WHITE BLAST CLEANING SSPC-SP10. ALL BEAMS, BEARINGS AND OTHER STRUCTURAL STEEL WITHIN TEN (10) FT. (MEASURED ALONG THE BEAM) OF EITHER SIDE OF THE DECK JOINT AT PIER 24, SHALL BE CLEANED PER NEAR WHITE BLAST CLEANING SSPC-SP10.
12. LOCATION 10 (016-1062): ALL BOTTOM FLANGES (SEE FIGURE 2) IN SPAN F9 (BETWEEN PIERS 69 AND 70) SHALL BE CLEANED PER NEAR WHITE BLAST CLEANING SSPC-SP10.
13. LOCATION 11 (016-1050): ALL BEAMS, BEARINGS AND OTHER STRUCTURAL STEEL WITHIN TEN (10) FT. (MEASURED ALONG THE BEAM) OF EITHER SIDE OF THE DECK JOINT AT PIER 82, SHALL BE CLEANED PER NEAR WHITE BLAST CLEANING SSPC-SP10.

Rev. 6-9-11

FILE NAME =	USER NAME = rga11	DESIGNED - AMR	REVISED -	<b>STATE OF ILLINOIS DEPARTMENT OF TRANSPORTATION</b>	<b>GENERAL NOTES AND GENERAL NOTES FOR PAINT</b>			F.A.I. RTE.	SECTION	COUNTY	TOTAL SHEETS	SHEET NO.	
		DRAWN - AMR	REVISED -					94	2010-127-BP	COOK	160	3	
		PLOT SCALE = 1:8000 1/4 IN.	CHECKED - JMH		REVISED -	SCALE: NTS			SHEET NO. 1 OF 1 SHEETS	STA.	TO STA.	CONTRACT NO. 60N01	
		PLOT DATE = 3/28/2011	DATE - MARCH, 2011		REVISED -	ILLINOIS FED. AID PROJECT							