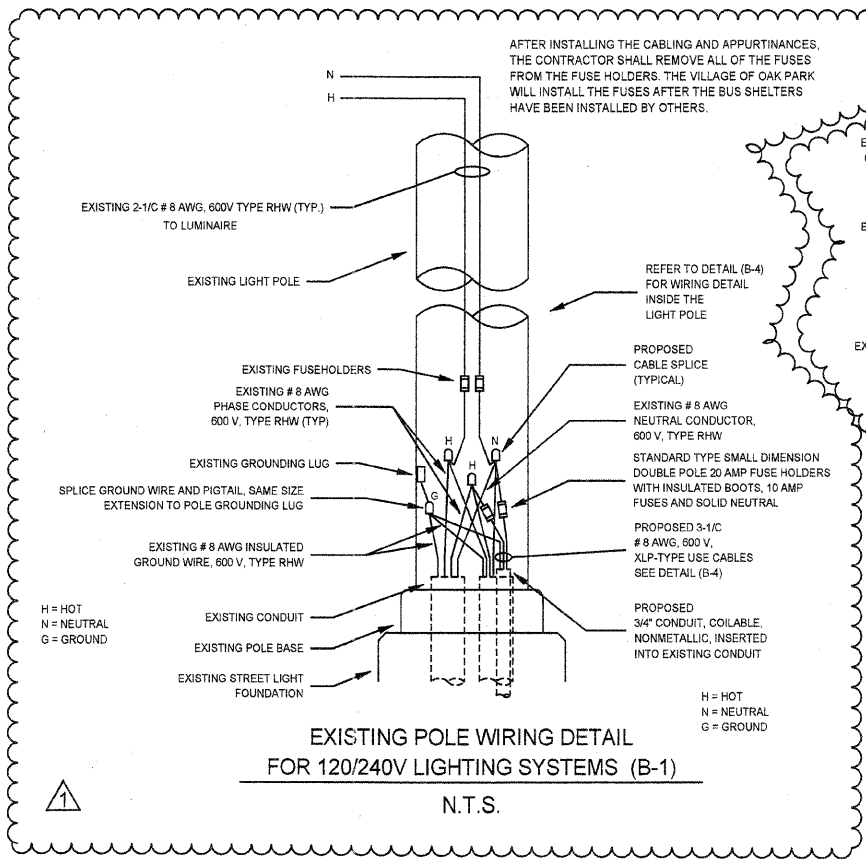
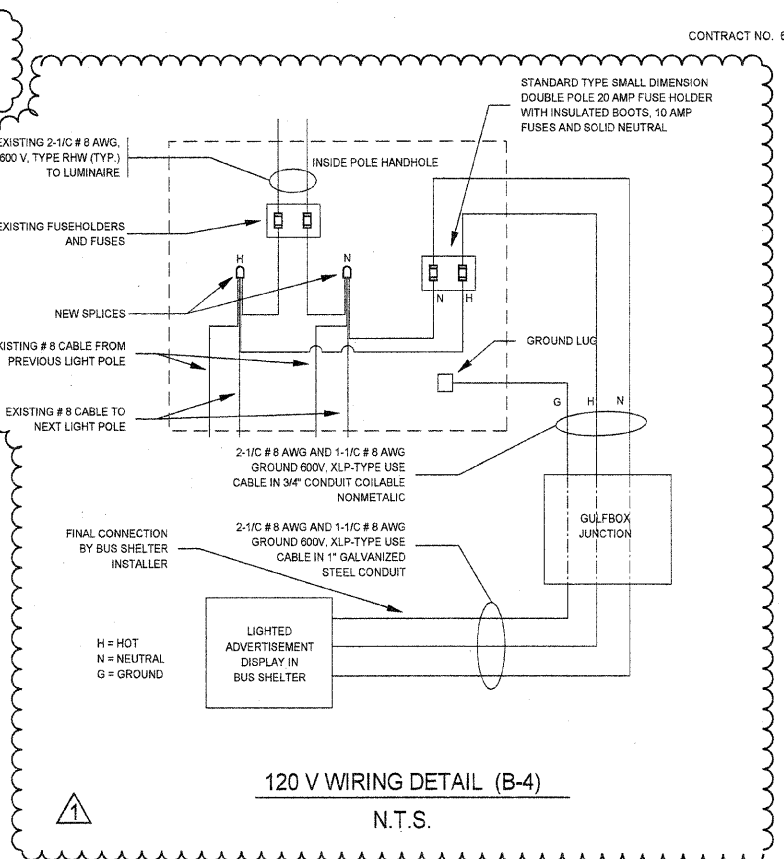


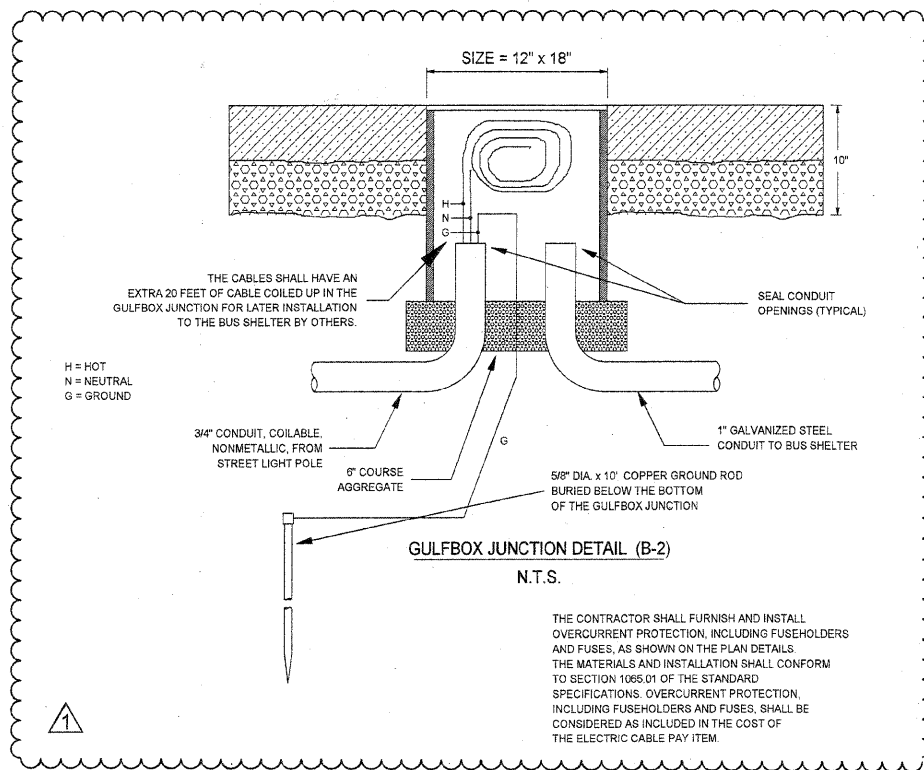
BUS SHELTER ANCHOR SHOE DETAIL



EXISTING POLE WIRING DETAIL FOR 120/240V LIGHTING SYSTEMS (B-1) N.T.S.



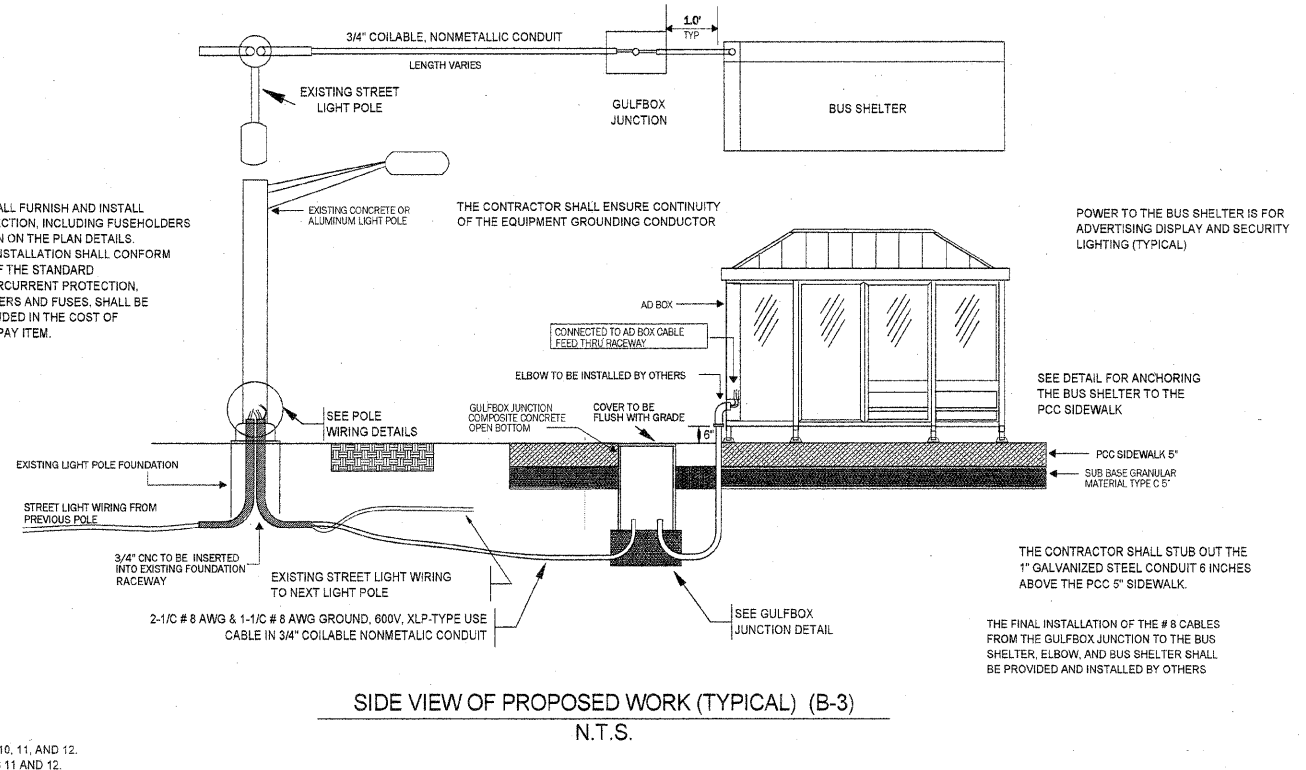
120 V WIRING DETAIL (B-4) N.T.S.



GULFBOX JUNCTION DETAIL (B-2) N.T.S.

THE CONTRACTOR SHALL FURNISH AND INSTALL OVERCURRENT PROTECTION, INCLUDING FUSEHOLDERS AND FUSES, AS SHOWN ON THE PLAN DETAILS. THE MATERIALS AND INSTALLATION SHALL CONFORM TO SECTION 1065.01 OF THE STANDARD SPECIFICATIONS. OVERCURRENT PROTECTION, INCLUDING FUSEHOLDERS AND FUSES, SHALL BE CONSIDERED AS INCLUDED IN THE COST OF THE ELECTRIC CABLE PAY ITEM.

THE CONTRACTOR SHALL FURNISH AND INSTALL OVERCURRENT PROTECTION, INCLUDING FUSEHOLDERS AND FUSES, AS SHOWN ON THE PLAN DETAILS. THE MATERIALS AND INSTALLATION SHALL CONFORM TO SECTION 1065.01 OF THE STANDARD SPECIFICATIONS. OVERCURRENT PROTECTION, INCLUDING FUSEHOLDERS AND FUSES, SHALL BE CONSIDERED AS INCLUDED IN THE COST OF THE ELECTRIC CABLE PAY ITEM.



SIDE VIEW OF PROPOSED WORK (TYPICAL) (B-3) N.T.S.

DETAILS REARRANGED ON SHEETS 10, 11, AND 12. SOME DETAILS REVISED ON SHEETS 11 AND 12.

FILENAME = plan_details_sheet 2e.dwg	USER NAME = KOPERNIAK	DESIGNED BY: KOPERNIAK	REVISED: 03/31/2011		<b>VILLAGE OF OAK PARK</b>	<b>CONSTRUCTION DETAILS</b>	DATE	SECTION	COUNTY	TOTAL SHEETS	SHEET NO.
	PLOT SCALE = N.T.S.	DRAWN BY: KOPERNIAK	REVISED: 05/20/2011				348	10-00251-00-MS	COOK	16	11
	PLOT DATE = MAR 1, 2011	CHECKED BY: BUDRICK	REVISED:	SCALE			SHEET NO. XX OF XX SHEETS		STA	TO STA	CONTRACT NO. 63538
							ILLINOIS FED. AID PROJECT				