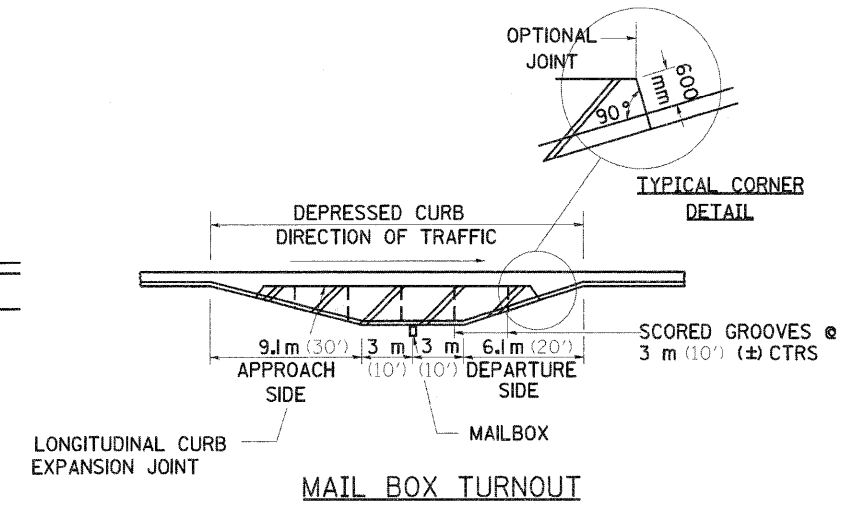
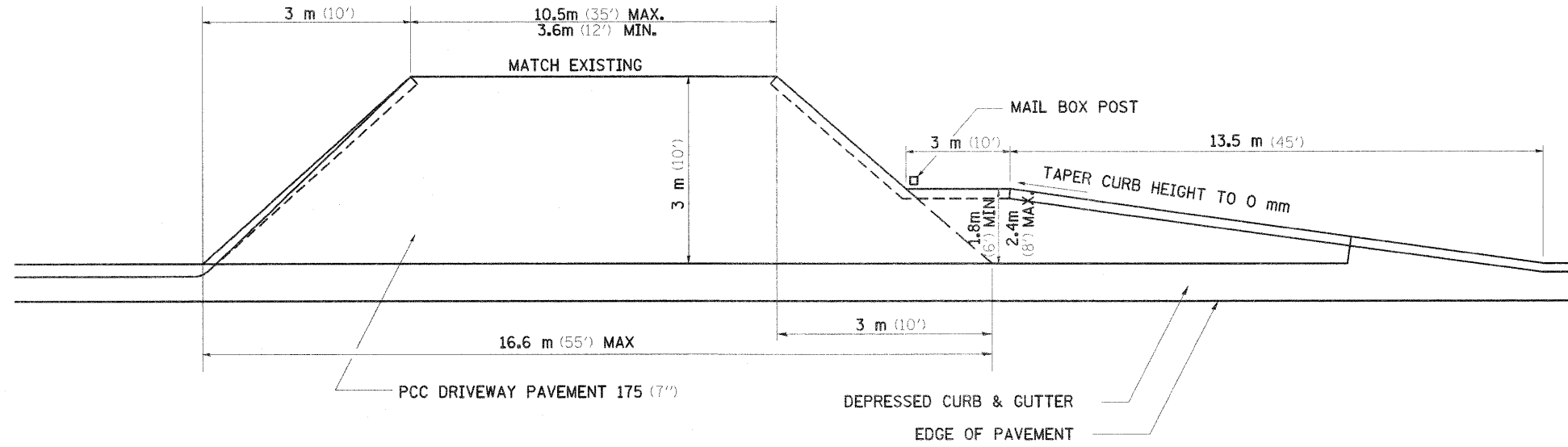
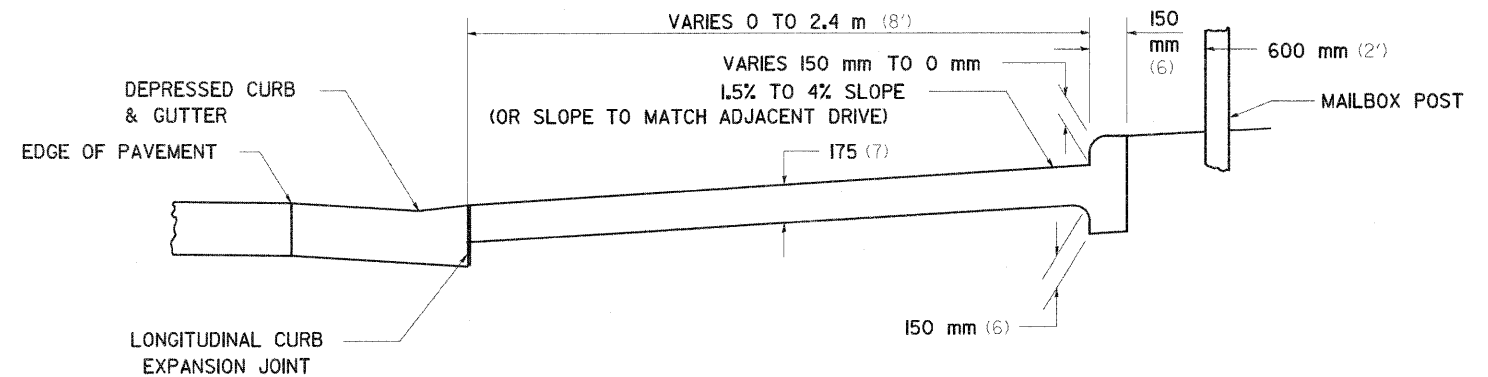


MAILBOX TURNOUT IN CURB AND GUTTER SECTION



COMMERCIAL ENTRANCE WITH MAIL BOX TURNOUT

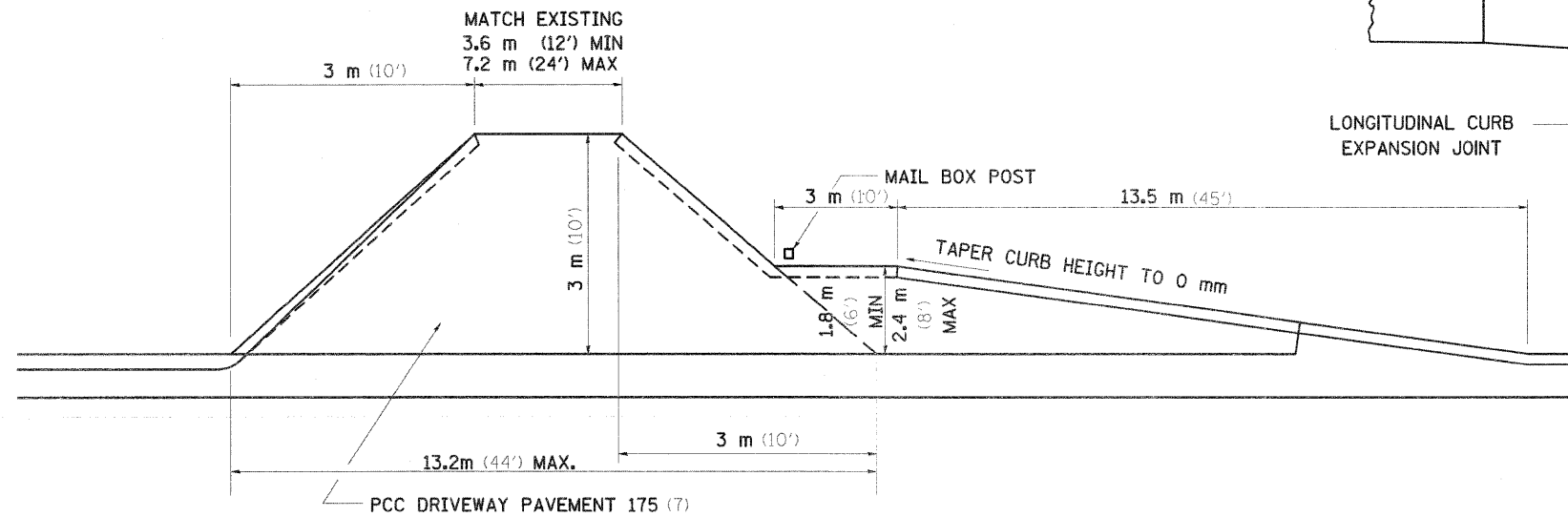


TYPICAL CROSS SECTION

GENERAL NOTES

- 1.) THE LONGITUDINAL CURB EXPANSION JOINT SHALL CONFORM TO SECTION 1051 OF THE STANDARD SPECIFICATIONS.
- 2.) THE MAILBOX TURNOUT CROSS SLOPE WILL BE AS SHOWN ABOVE, AS SHOWN ON THE STATION CROSS SECTIONS OR AS DIRECTED BY THE ENGINEER.
- 3.) THE MAILBOX TURNOUT SHALL BE CONSTRUCTED WITH SCORED GROOVES, AS SPECIFIED IN ARTICLE 423.06 OF THE STANDARD SPECIFICATIONS, AT APPROXIMATELY 3.05 m (10') CENTERS. IN THE EVENT THERE IS EXISTING OR PROPOSED SIDEWALK PRESENT, THESE SCORED GROOVES SHALL BE PLACED IN LINE WITH EVERY OTHER JOINT IN THE ADJACENT SIDEWALK.
- 4.) THE WORK WILL BE PAID FOR AT THE CONTRACT UNIT PRICE PER SQUARE YARD FOR P.C. CONCRETE DRIVEWAY PAVEMENT OF THE THICKNESS SPECIFIED IN THE PLANS WHICH PRICE SHALL INCLUDE THE LONGITUDINAL CURB EXPANSION JOINT, MONOLITHIC CURB AS SHOWN, SCORED GROOVES, AND NO ADDITIONAL COMPENSATION WILL BE ALLOWED.
- 5.) SEE THE DISTRICT STANDARD 25.1 FOR ADDITIONAL DETAILS.

PRIVATE ENTRANCE WITH MAIL BOX TURNOUT



ALL DIMENSIONS ARE IN MILLIMETERS (INCHES) UNLESS OTHERWISE NOTED.

FILE NAME = 0264987-shr-detailed-301.dgn	USER NAME = 3202090971	DESIGNED -	REVISED - 1-15-08	STATE OF ILLINOIS DEPARTMENT OF TRANSPORTATION	REGION 2 / DISTRICT 2 STANDARD			F.A. RTE. 303	SECTION 129K-1	COUNTY WINNEBAGO	TOTAL SHEETS 401	SHEET NO. 294
	PLOT SCALE = 100.0000 "/ IN.	DRAWN -	REVISED -		SCALE:	SHEET NO.	OF SHEETS	STA.	TO STA.	FED. ROAD DIST. NO. 2	ILLINOIS FED. AID PROJECT	CONTRACT NO. 64987
	PLOT DATE = 1/18/2011	CHECKED -	REVISED -									
		DATE -	REVISED -									