






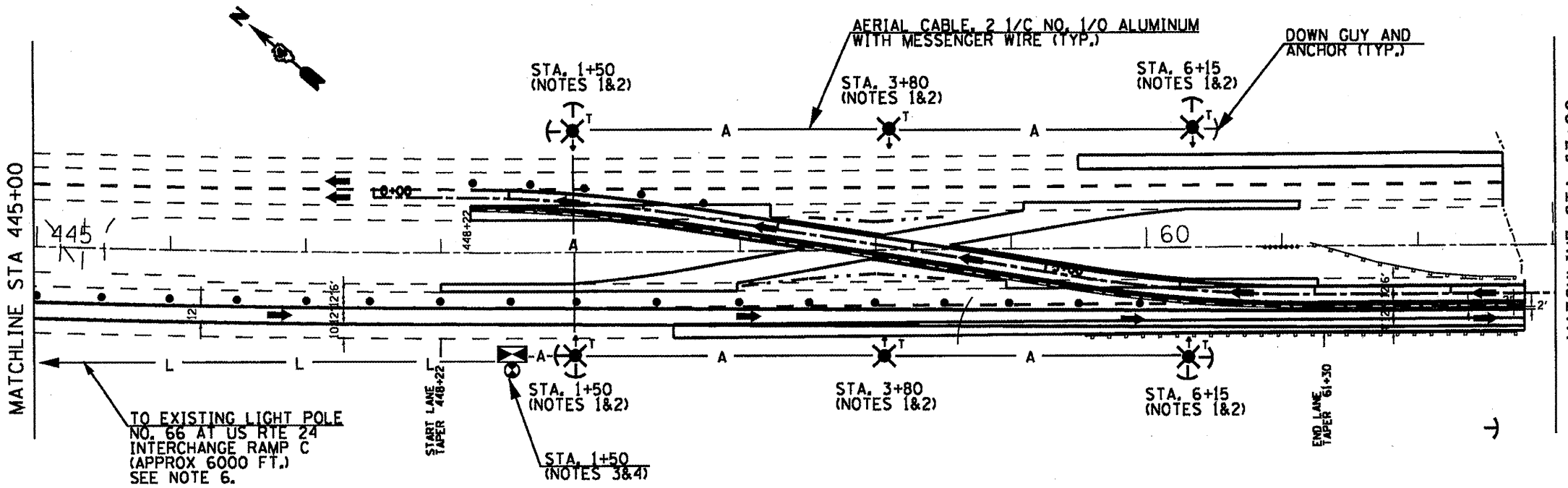


LEGEND

-  TEMPORARY LIGHTING UNIT, 60 FT. WOOD POLE, CLASS 3 WITH 400W HPS MULTIMOUNT LUMINAIRE (ARROW INDICATES LUMINAIRE AIMING DIRECTION)
-  AERIAL CABLE, 2-1/2" NO. 1/0, ALUMINUM WITH MESSENGER WIRE
-  ELECTRIC CABLE IN TRENCH, 600V (TRIPLEXED), 2-1/2" NO. 4/0 AND 1-1/2" NO. 2/0 GROUND
-  EXISTING LIGHTING UNIT
-  EXISTING UNIT DUCT
-  TEMPORARY WOOD POLE, 30 FT., CLASS 5
-  LIGHTING CONTROLLER (SPECIAL)

SCHEDULE OF QUANTITIES - TEMPORARY LIGHTING (PEORIA COUNTY APPROACH)		
ITEM DESCRIPTION	UNIT	TOTAL QTY.
AERIAL CABLE, 2-1/2" NO. 1/0 WITH MESSENGER WIRE	FOOT	1300.0
TRENCH AND BACKFILL FOR ELECTRICAL WORK	FOOT	6000.0
LUMINAIRE, SODIUM VAPOR, MULTI-MOUNT, 400 WATT	EACH	6.0
LIGHT POLE, WOOD, 60 FOOT, CLASS 3	EACH	6.0
REMOVAL OF TEMPORARY LIGHTING UNIT	EACH	6.0
LIGHTING CONTROLLER, SPECIAL	EACH	1.0
ELECTRIC CABLE IN TRENCH, 600V, 2-1/2" NO. 4/0 AND 1/2" NO. 2/0 GROUND	FOOT	6000.0
LIGHT POLE, WOOD, 30 FOOT, CLASS 5	EACH	1.0

ILLINOIS DEPARTMENT OF TRANSPORTATION LUMINAIRE PERFORMANCE TABLE - TEMPORARY LIGHTING		
GIVEN CONDITIONS		
ROADWAY DATA:	Pavement Width	24 FT
	Number Of Lanes	2
	Median Width	FT
	IES Surface Classification	R3
	Q-Zero Value	.07
LIGHT POLE DATA:	Mounting Height	50 FT
	Mast Arm Length	FT
	Pole Set-Back From Edge Of Pavement	30 FT
LUMINAIRE DATA:	Lamp Type	HPS
	Lamp Lumens	50000
	IES Vertical Distribution	M
	IES Control Of Distribution	NC
	IES Lateral Distribution	3
	Total Light Loss Factor	0.684
LAYOUT DATA:	Spacing	260 FT
	Configuration	One Side
	Luminaire Overhang Over Edge Of Pavement Lane	-30 FT
NOTE: Variations from the above specified IES distribution pattern may be requested and acceptance of variations will be subject to review by the Engineer based on how well the performance requirements are met.		
PERFORMANCE REQUIREMENTS		
NOTE: These performance requirements shall be the minimum acceptable standards of photometric performance for the luminaire, based on the given conditions listed above.		
ILLUMINATION:	Average Horizontal Illumination, (E _{Ave})	0.90 fc
	Uniformity Ratio, (E _{Ave} /E _{Min})	3.0
LUMINANCE:	Average Luminance: (L _{Ave})	0.60 Cd/m ²
	Uniformity Ratios: (L _{Ave} /L _{Min})	3.5
	(L _{Max} /L _{Min})	6.0
	Maximum Veiling Luminance Ratio: (L _v /L _{Ave})	0.3



- TEMPORARY LIGHTING GENERAL NOTES**
- CONTRACTOR SHALL BE RESPONSIBLE TO COORDINATE ELECTRICAL WORK WITH OTHER TRADES.
 - CONTRACTOR SHALL INSTALL LIGHT POLES AT THE LOCATIONS INDICATED ON THE PLANS, MAINTAINING ADEQUATE CLEARANCE FROM OVERHEAD UTILITY LINES. CONTRACTOR SHALL BE RESPONSIBLE TO VERIFY CLEARANCES PER THE NATIONAL ELECTRICAL SAFETY CODE AND THE REQUIREMENTS OF THE UTILITY COMPANIES. THE LOCATION OF BURIED AND ABOVE GROUND UTILITIES SHOWN ARE APPROXIMATE AND ARE SHOWN FOR INFORMATION ONLY. REROUTING, DISCONNECTION, RELOCATION, PROTECTION, ETC. OF ANY UTILITIES SHALL BE COORDINATED BETWEEN THE CONTRACTOR, UTILITY COMPANY, AND OWNER. THE CONTRACTOR SHALL VERIFY THE EXACT LOCATION OF ALL UNDERGROUND UTILITIES PRIOR TO CONSTRUCTION.
 - THE CONTRACTOR IS RESPONSIBLE FOR UNCOVERING OR HAND DIGGING AROUND UTILITIES AS NECESSARY. THE COST OF THIS WORK IS TO BE INCLUDED IN THE BID PRICE FOR THE PAY ITEM "TRENCH AND BACKFILL FOR ELECTRICAL WORK".
 - NO LIGHTING CIRCUIT OR PORTION THEREOF SHALL BE REMOVED FROM NIGHT TIME OPERATION WITHOUT APPROVAL OF THE ENGINEER.
 - THE CONTRACTOR SHALL BE RESPONSIBLE FOR MAINTAINING THE PROPOSED LIGHTING SYSTEM UNTIL THE CROSSOVERS ARE REMOVED AND THE LIGHTING SYSTEM IS NO LONGER NEEDED. ANY MAINTENANCE OF THE EXISTING LIGHTING SYSTEM SHALL BE PAID IN ACCORDANCE WITH ARTICLE 109.04 OF THE STANDARD SPECIFICATIONS.

- NOTES (PEORIA COUNTY APPROACH)**
- TEMPORARY WOOD POLES SHALL BE SIZED TALLER AS NEEDED TO MAINTAIN REQUIRED GROUND CLEARANCE OF AERIAL CABLES AND 50 FT. LUMINAIRE MOUNTING HEIGHT.
 - TEMPORARY WOOD POLES SHALL BE SET BACK A MINIMUM OF 30 FT. FROM THE EXISTING EDGE OF PAVEMENT OR 4 FEET BEHIND GUARD RAIL OR TEMPORARY BARRIER.
 - LOCATE POLE ADJACENT TO ACCESS FENCE.
 - THE CONTRACTOR SHALL REMOVE THE CROSSOVER LIGHTING AT THE DURATION OF THE PROJECT. THE CONTRACTOR SHALL REMOVE THE WOOD POLES AND AERIAL CABLE ONLY. THE SERVICE POLE AND LIGHTING CONTROLLER SHALL REMAIN IN PLACE AND BECOME THE PROPERTY OF THE DEPARTMENT.
 - THE 400W LUMINAIRES SHALL BE SALVAGED AND DELIVERED TO THE IDOT MAINTENANCE YARD LOCATED AT 6500 W. ROUTE 150, EDWARDS, IL IN ACCORDANCE WITH ARTICLE 842.03. THE CONTRACTOR SHALL CONTACT PAUL GRANT AT (309) 671-4474 FORTY EIGHT HOURS PRIOR TO DELIVERY. ALL OTHER TEMPORARY LIGHTING FACILITIES SHALL BE REMOVED AND DISPOSED OF OFF SITE AT THE CONTRACTOR'S EXPENSE.
 - THE COST TO CONNECT THE PROPOSED CABLE TO THE EXISTING LIGHTING CIRCUIT IN POLE HANDHOLE SHALL BE INCLUDED IN THE COST OF THE PROPOSED CABLE. THE CONTRACTOR SHALL UTILIZE APPROPRIATE ALUMINUM TO COPPER CABLE SPLICE AS APPROVED BY THE ENGINEER.