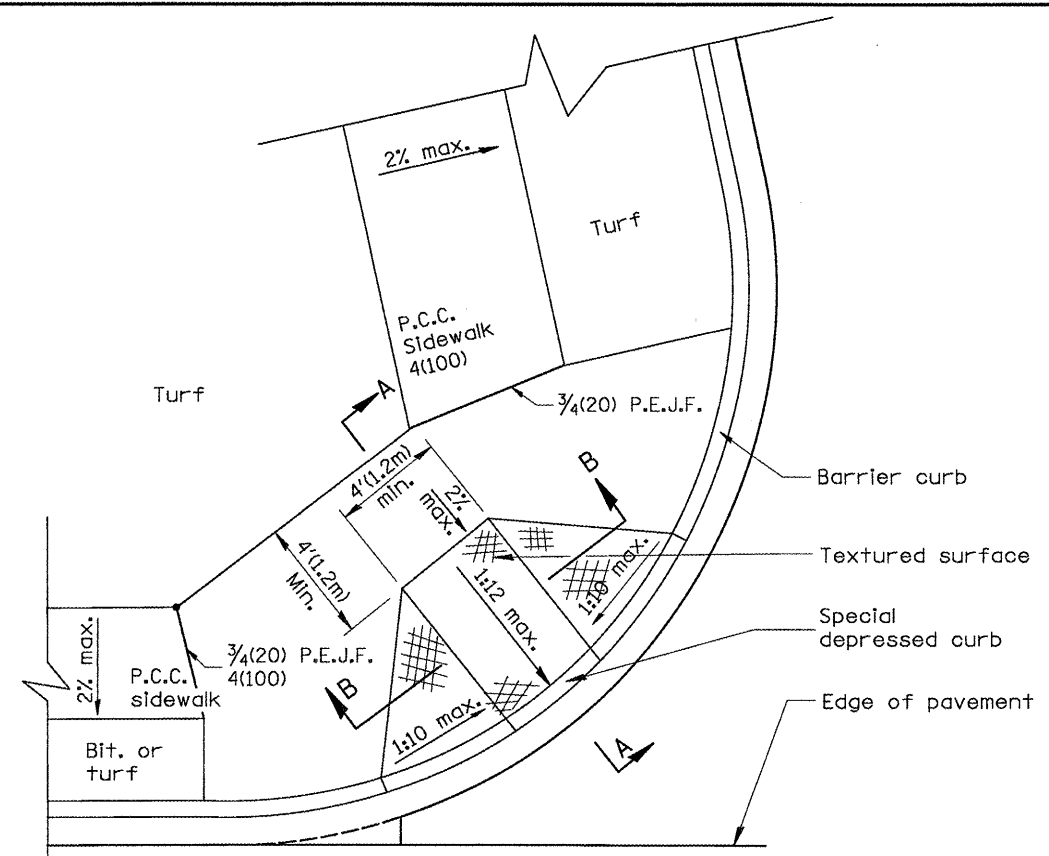
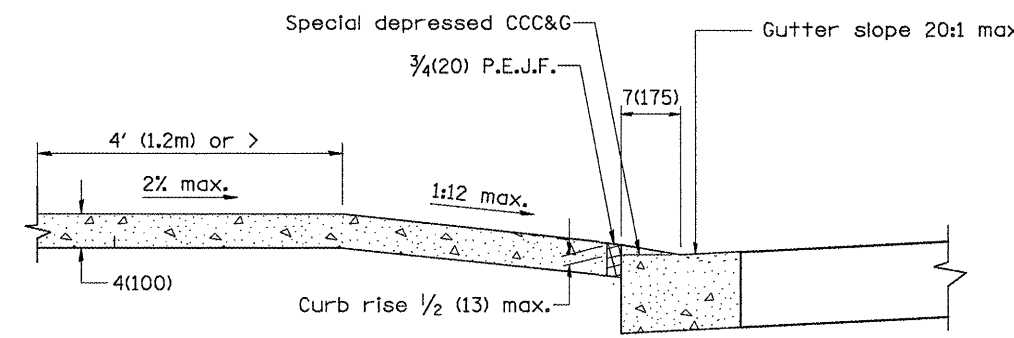


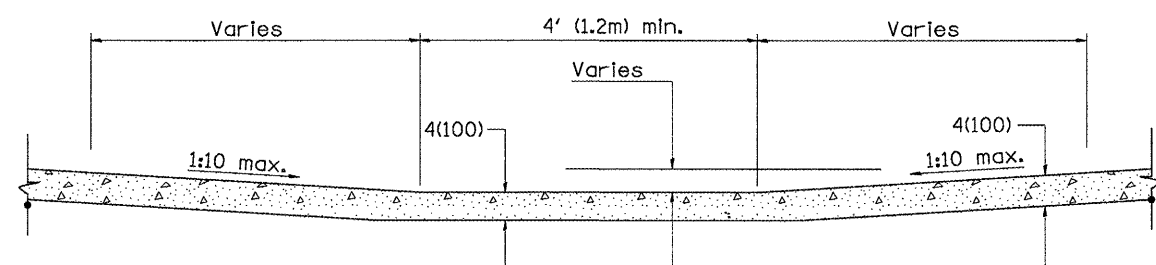
DESIGNER NOTES:
 1. THIS DRAWING SHOULD BE USED IN CONJUNCTION WITH STATE STANDARD 424001.
 2. DESIGNER SHOULD REVIEW CHAPTER 58 OF THE BDE FOR ADA REQUIREMENTS.



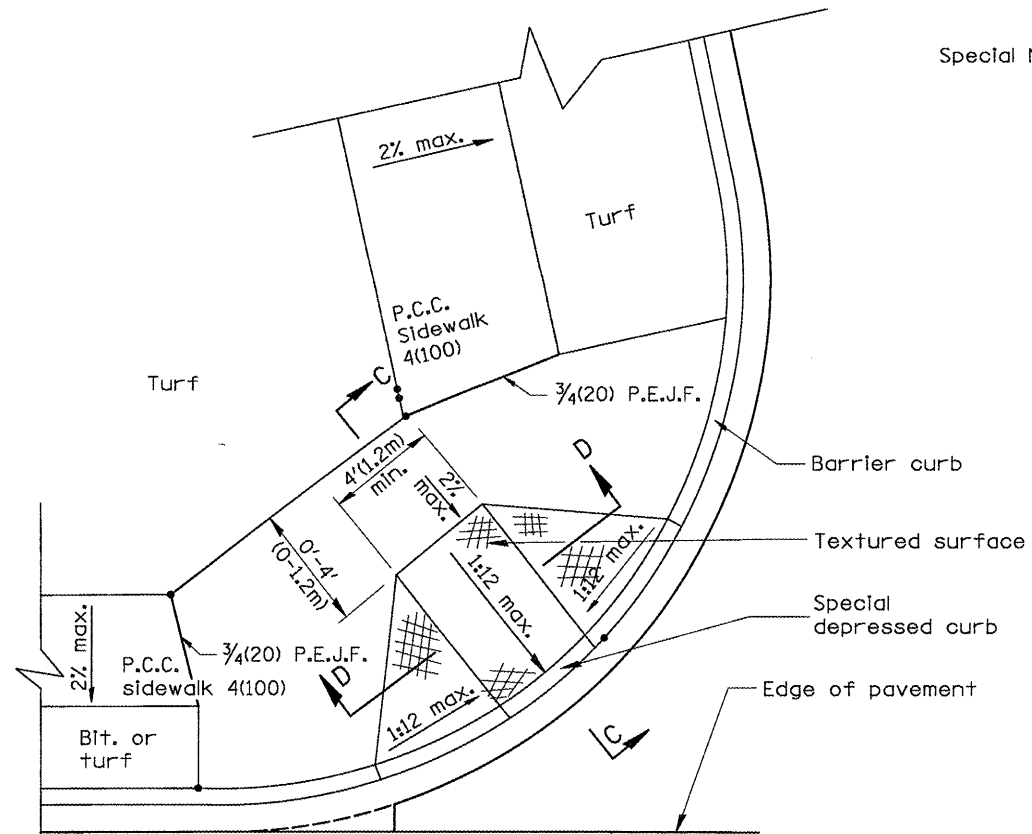
CASE 1
TYPE B RAMP WITH 4' (1.2m) OR MORE AT BACK OF RAMP



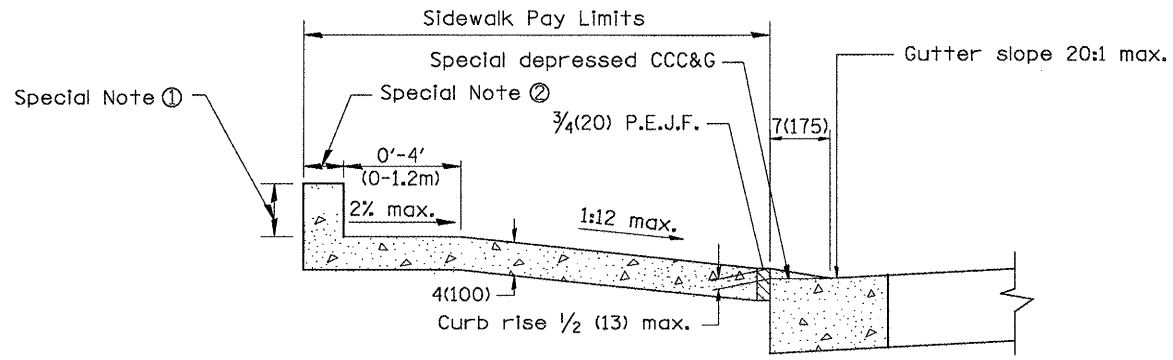
SEC. A-A



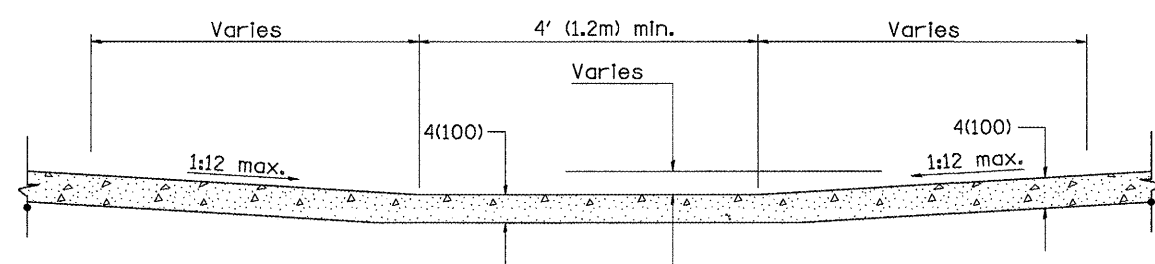
SEC. B-B



CASE 2
TYPE B RAMP WITH LESS THAN 4' (1.2m) AT BACK OF RAMP



SEC. C-C



SEC. D-D

GENERAL NOTES

1. Refer to State Standard 424001 for texturing and other design elements.
2. The controls shown on this standard are applicable to Type B Curb and Combination Concrete Curb & Sidewalk construction.
3. The maximum length of texturing shall be 6'(1.8m) unless otherwise shown.

SPECIAL NOTES

- ① Variable height edge treatment as required to match existing conditions. Maximum height = 9(225)
- ② 4(100) wall to be built outside of plan sidewalk width, if ROW allows.

All dimensions are in inches (millimeters) unless otherwise noted.

01-01-97	RENUM. A-5.01, NEW REVISION BOX, REVISED TITLE	T.P.
09-15-05	REVISED DESIGNER NOTE	M.M.A.
10-16-06	REVISED TO 2007 SPEC.	M.A.

STATE OF ILLINOIS
DEPARTMENT OF TRANSPORTATION

SIDEWALK RAMPS, ACCESSIBLE TO THE DISABLED

SHT. 1 OF 2
CADD STD. 424001-D4

F.A. RTE.	SECTION	COUNTY	TOTAL SHEETS	SHEET NO.
685/22	(41Z, 135) R, N ₁ (1CS) I	FULTON	125	96
CONTRACT NO. 68877				
ILLINOIS FED. AID PROJECT D4-94-009-09				