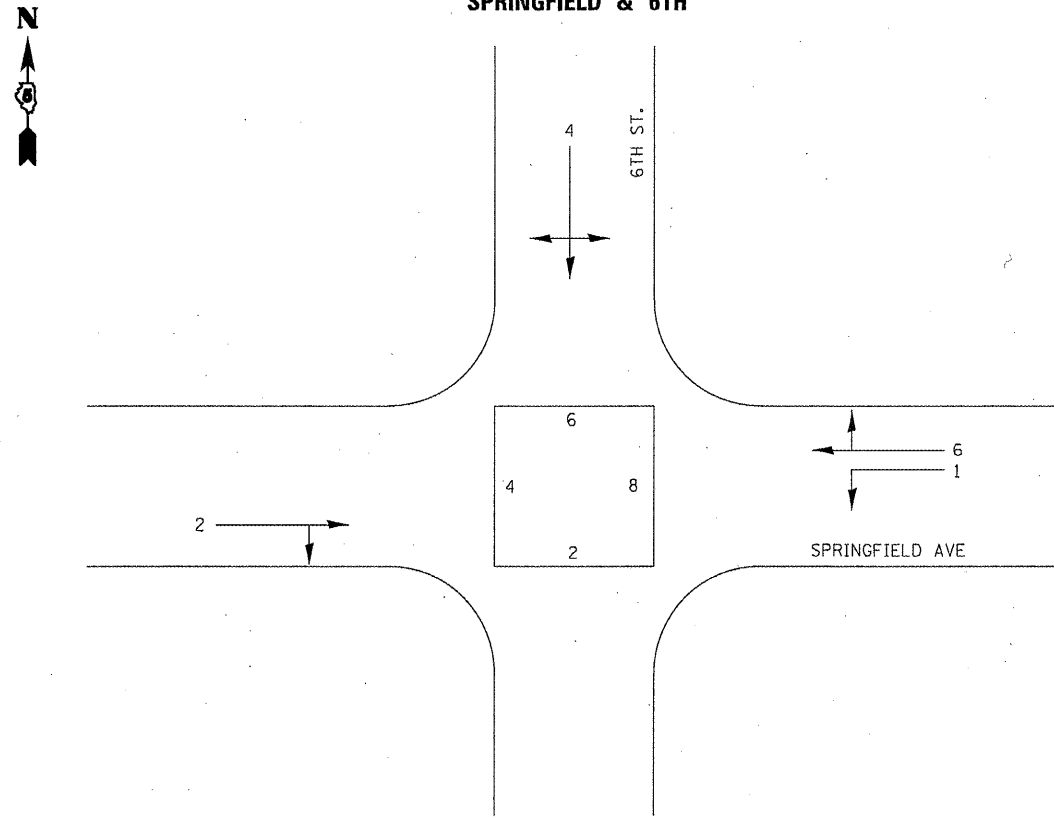


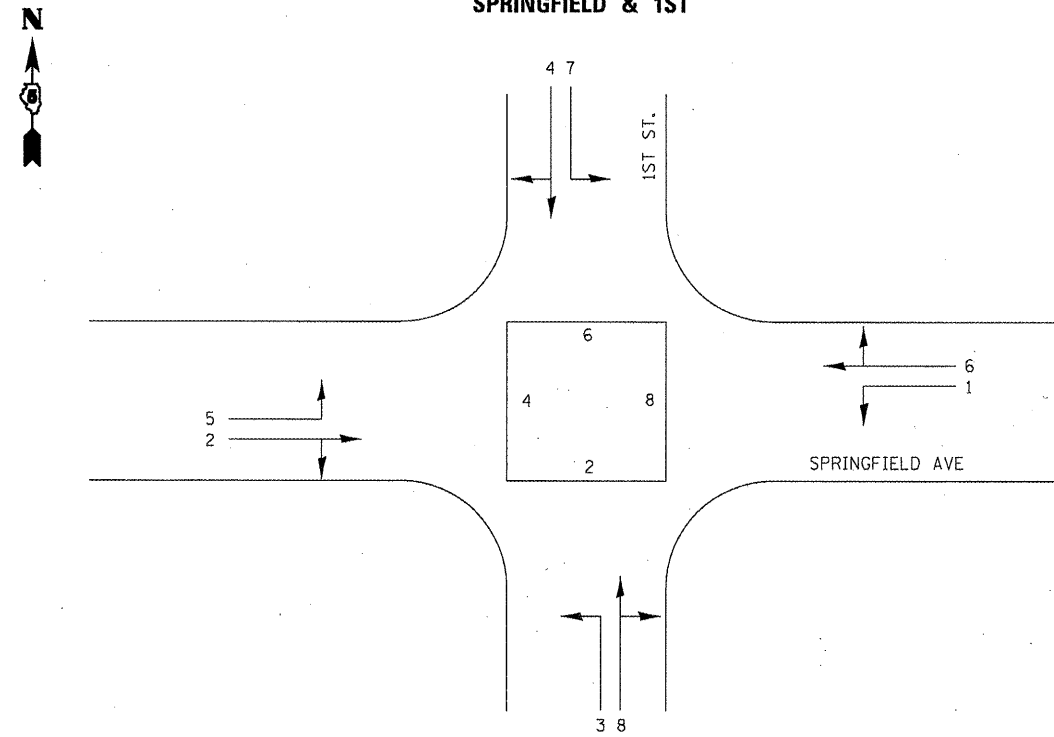
PROPOSED PHASE DESIGNATION DIAGRAM

SPRINGFIELD & 6TH



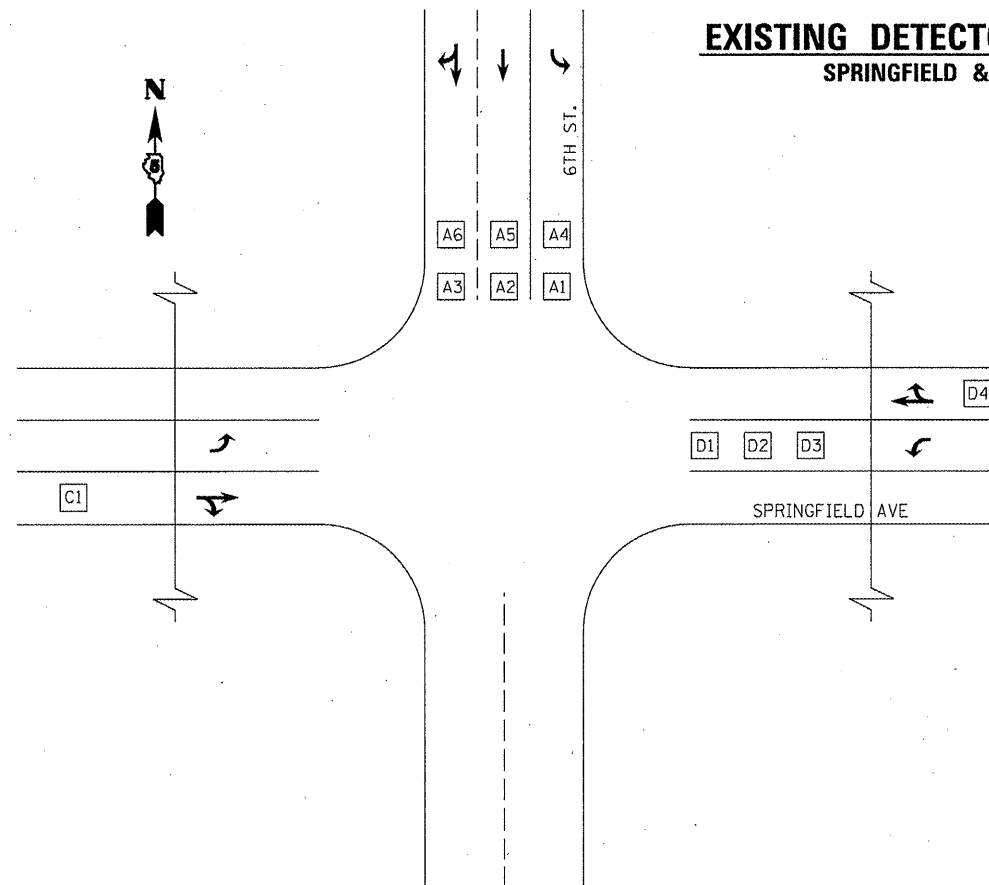
PROPOSED PHASE DESIGNATION DIAGRAM

SPRINGFIELD & 1ST



EXISTING DETECTOR LOOPS

SPRINGFIELD & 6TH

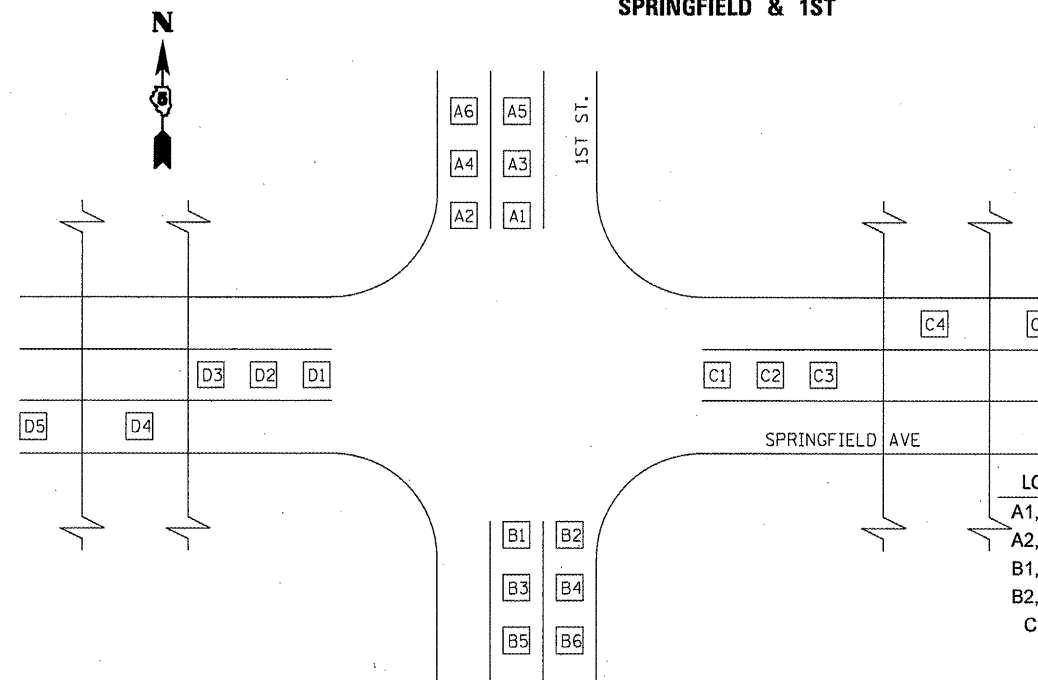


LOOPS	OUTPUT	VEH.PHS.	DELAY/EXTENSION
A1,4	VD4	4	0/0
A2,5	VD4	4	0/0
A3,6	VD4	4	0/0
C1	VD2	2	0/0
D1-3	VD6	1	0/0
D4	VD6	6	0/0

6 AMPLIFIERS REQUIRED

EXISTING DETECTOR LOOPS

SPRINGFIELD & 1ST



LOOPS	OUTPUT	VEH.PHS.	DELAY/EXTENSION
A1,A3,A5	VD7	7	1/0
A2,A4,A6	VD4	4	6/0
B1,B3,B5	VD3	3	1/0
B2,B4,B6	VD8	8	6/0
C1-C3	VD1	1	1/0
C4	VD6	6	0/0
C5	VD6	6	0/0
D1-D3	VD5	5	1/0
D4	VD2	2	0/0
D5	2	2	0/0

10 AMPLIFIERS REQUIRED

FILE NAME =	USER NAME = biggard	DESIGNED -	REVISED -
c:\pwwork\pwwork\biggard\d0261373\0578	11-shf-Springfield_Interconnect.dgn	DRAWN -	REVISED -
PLOT SCALE = 48.0000' / in.	CHECKED -	REVISED -	REVISED -
PLOT DATE = 5/5/2011	DATE -	REVISED -	REVISED -

STATE OF ILLINOIS
DEPARTMENT OF TRANSPORTATION

SPRINGFIELD & 6TH /SPRINGFIELD & 1ST
INTERCONNECT DETAILS

SCALE: SHEET NO. OF SHEETS STA. TO STA.

F.A. RTE.	SECTION	COUNTY	TOTAL SHEETS	SHEET NO.
	FY2011 INTERCONNECT	Champaign	34	18
CONTRACT NO. 70911			ILLINOIS FED. AID PROJECT	