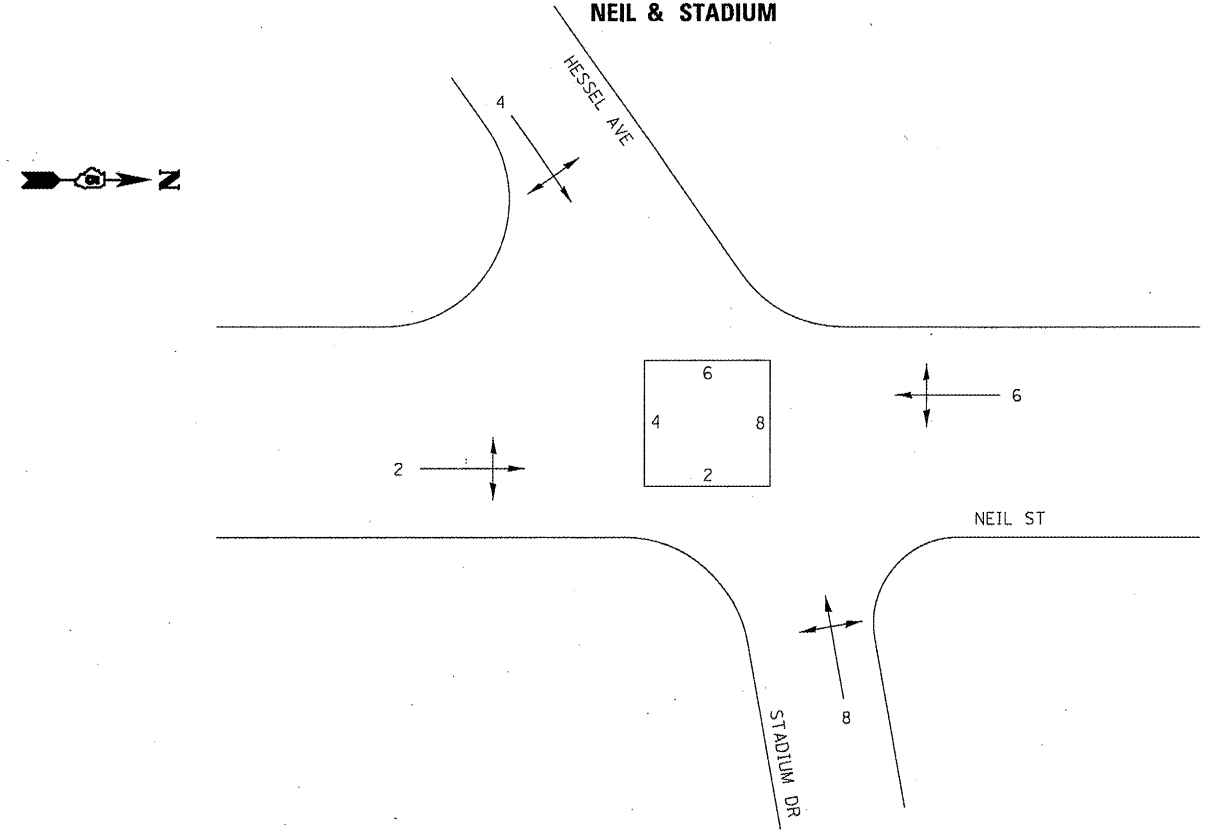


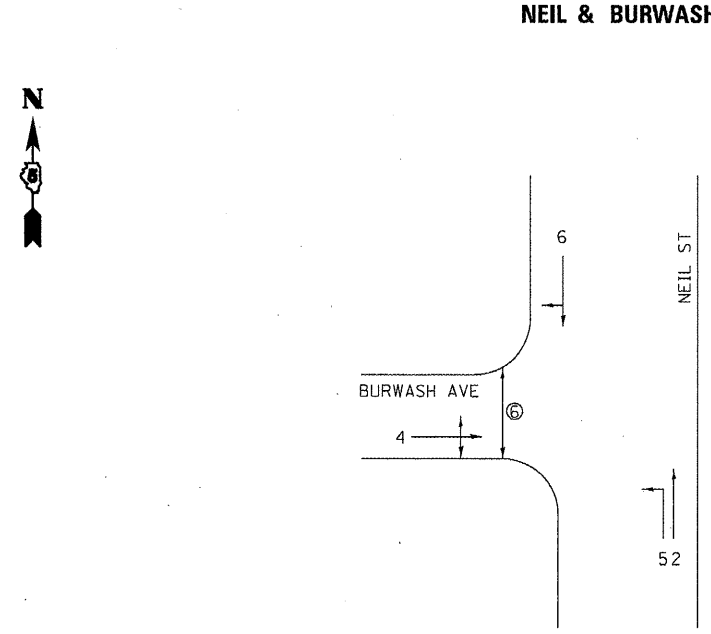
PROPOSED PHASE DESIGNATION DIAGRAM

NEIL & STADIUM



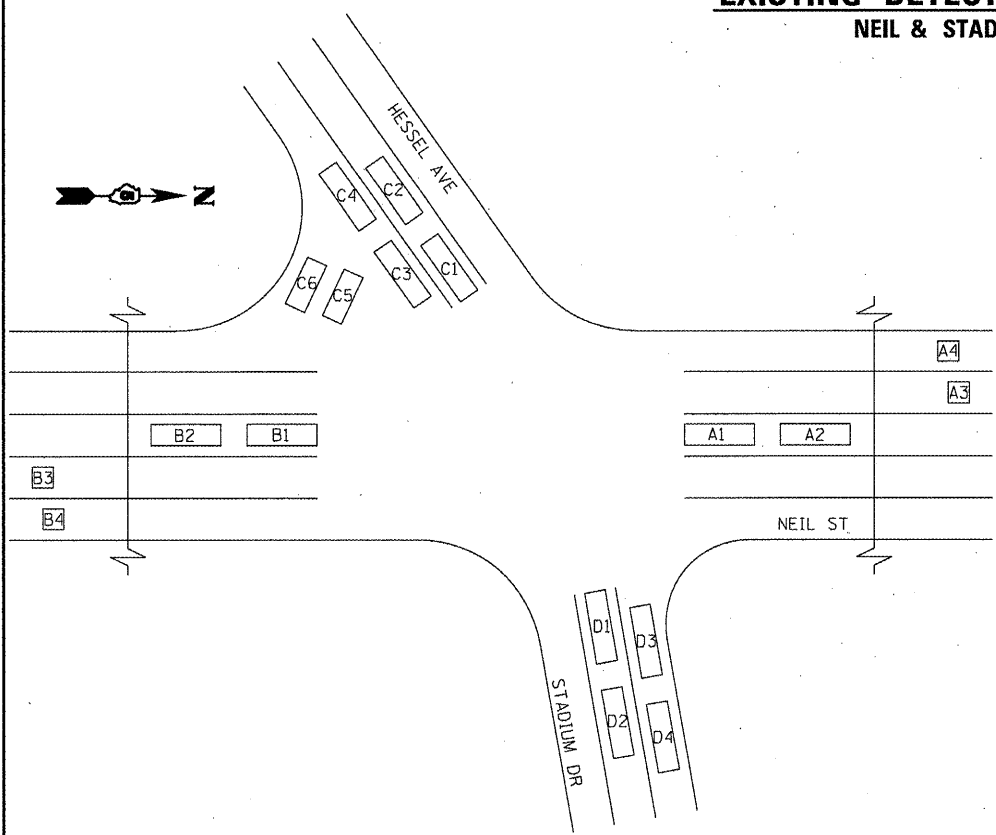
PROPOSED PHASE DESIGNATION DIAGRAM

NEIL & BURWASH



EXISTING DETECTOR LOOPS

NEIL & STADIUM

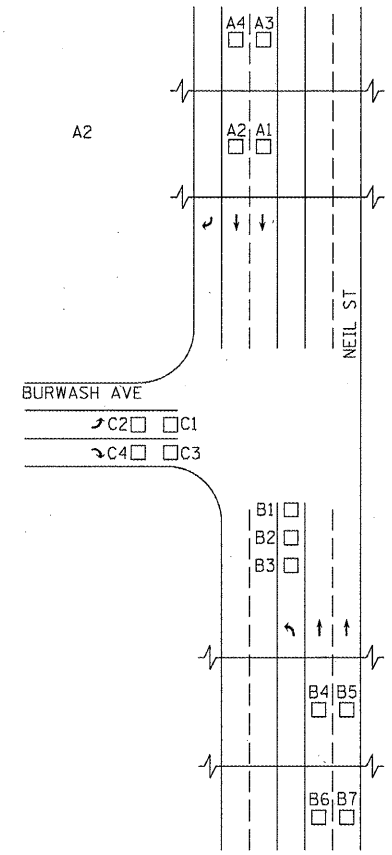


LOOPS	OUTPUT	VEH.PHS.	DELAY/EXTENSION
A1-2	VD1	6	1/0
A3	SD5	6	0/0
A4	SD6	6	0/0
B1-2	VD5	2	1/0
B3	SD1	2	0/0
B4	SD2	2	0/0
C1-2	VD4	4	1/0
C3-4	VD4	4	6/0
C5-6	VD4	4	9/0
D1-2	VD8	8	1/0
D3-4	VD8	8	6/0

11 AMPLIFIERS REQUIRED

EXISTING DETECTOR LOOPS

NEIL & BURWASH



LOOPS	OUTPUT	VEH.PHS.	DELAY/EXTENSION
A1-2	VD6	6	0/0
A3-4	VD6	6	0/0
B1-3	VD5	5	1/0
B4-5	VD2	2	0/0
B6-7	VD2	2	0/0
C1-2	VD4	4	1/0
C3-4	VD4	4	9/0

7 AMPLIFIERS REQUIRED

FILE NAME =	USER NAME = biggard	DESIGNED -	REVISED -
el:\pwork\pwidot\biggard\0261371\0570	1-ht-Neil & Stadium_Interconnect.dgn	DRAWN -	REVISED -
PLOT SCALE = 40.0000' / in.		CHECKED -	REVISED -
PLOT DATE = 5/5/2011		DATE -	REVISED -

STATE OF ILLINOIS
DEPARTMENT OF TRANSPORTATION

NEIL & STADIUM /US 45 & BURWASH INTERCONNECT DETAILS			
SCALE:	SHEET NO. OF SHEETS	STA.	TO STA.

F.A. RTE.	SECTION	COUNTY	TOTAL SHEETS	SHEET NO.
VAR.	FY2011 INTERCONNECT	Champaign	34	34
CONTRACT NO. 70911			ILLINOIS FED. AID PROJECT	