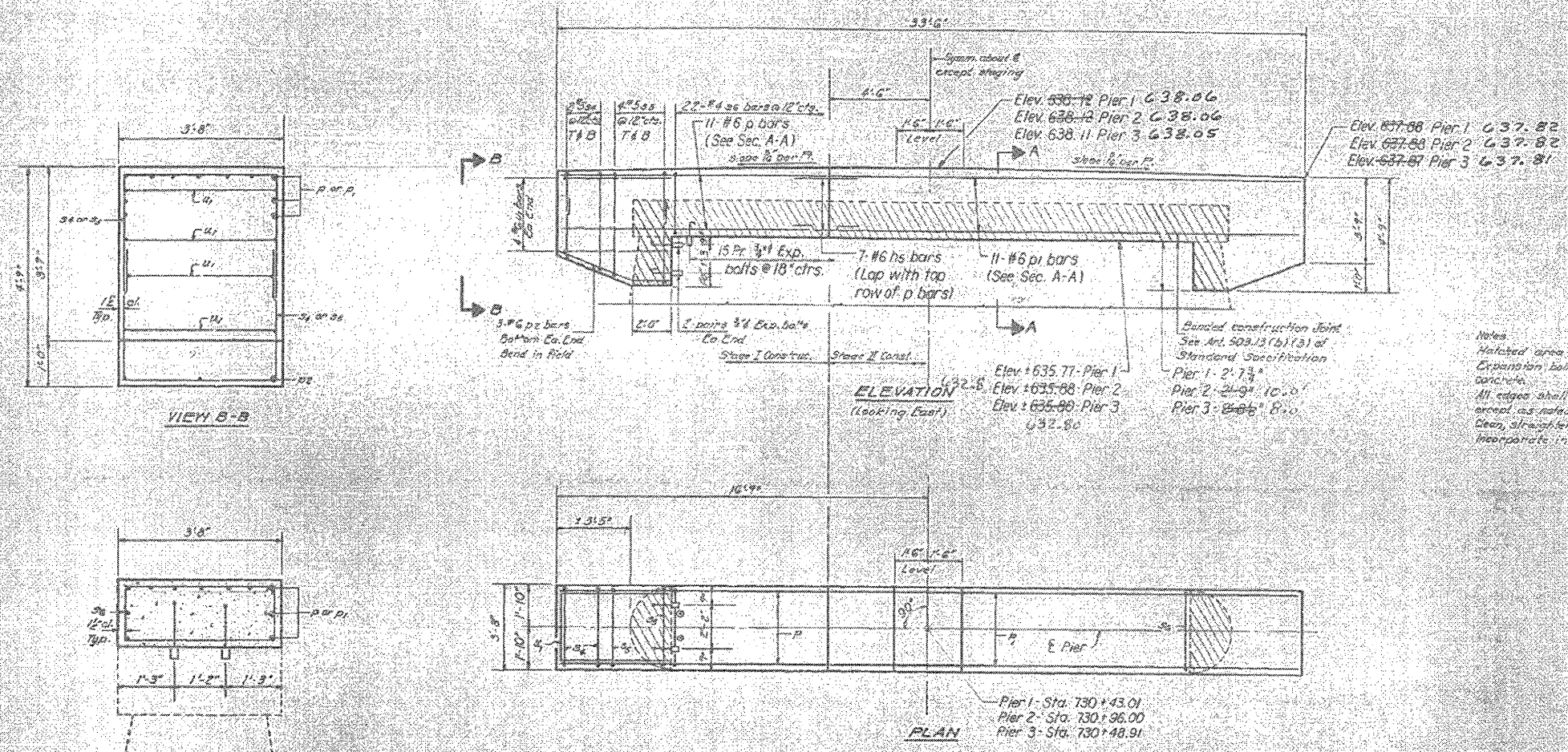


STATE OF ILLINOIS
DEPARTMENT OF TRANSPORTATION

PROJECT NO.	SECTION	COUNTY	TOTAL SHEETS	SHEET NO.
711-11688	VERMILION	16	14	6 SHEETS



Notes:
Hatched area indicates concrete removal.
Expansion balls shall be anchored in sound concrete.
All edges shall have standard 3' chamfers unless noted.
Clean, straighten existing reinforcement and incorporate in new concrete.

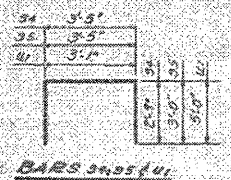
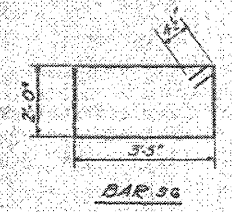
THREE PIERS
BILL OF MATERIAL

Bar	No.	Size	Length	Shape
12	33	#6	6'-0"	L
13	33	#6	12'-0"	---
14	33	#6	21'-0"	---
15	18	#6	3'-0"	---
34	25	#5	8'-11"	□
35	48	#5	7'-5"	□
36	66	#4	11'-7"	□
37	24	#5	15'-1"	□
Concrete	Cu. Yds.	466		
Reinforcement Bars	Lbs.	3296		
Concrete Removal	Cu. Yds.	16		
Expansion Balls	Qty	180		

PIERS 1213
PARTIAL SECTION
VERMILION CO.
STA. 730+96

DESIGNED: P. Smith
CHECKED: Suresh T. Desai
DRAWN: Small/Stanley
CHECKED: S.S.

EXAMINED: [Signature]
PASSED: [Signature]
DATE: MARCH 13 2013



3'-0" Straighten this leg for Stage II canal and incorporate in new concrete.
3'-0"
BAR #5
*As bars shall conform to the requirements of ASTM A-615 or A-617 except the minimum yield strength shall not be less than 35,000 psi nor more than 45,000 psi.

POSTING MITIGATION FY2011-3

FILE NAME: c:\pwwork\pwwid\cear-lock\0254134\070920-shr-plan.dgn	USER NAME: cealockjd	DESIGNED: -	REVISED: -
PLOT SCALE: 40,0000 IN.	DATE: 2/26/2011	DRAWN: -	REVISED: -
		CHECKED: -	REVISED: -
		DATE: -	REVISED: -

STATE OF ILLINOIS
DEPARTMENT OF TRANSPORTATION

AS-BUILT PLANS
(FOR INFORMATION ONLY)

SCALE: SHEET NO. 10 OF 10 SHEETS STA. TO STA.

F.A.P. RTE.	SECTION	COUNTY	TOTAL SHEETS	SHEET NO.
711		VERMILION	10	10
			CONTRACT NO. 70920	
ILLINOIS FED. AID PROJECT				