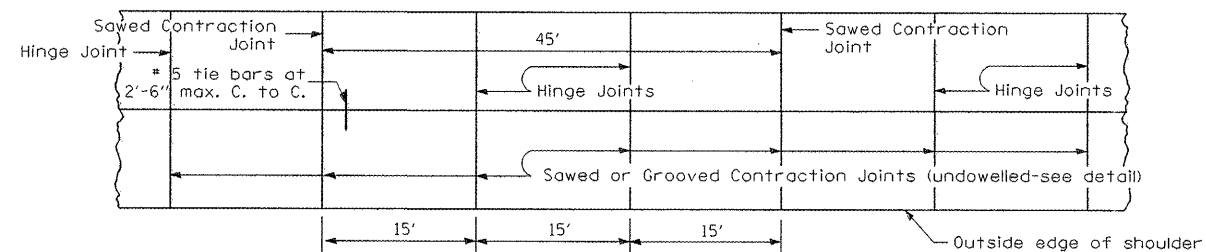
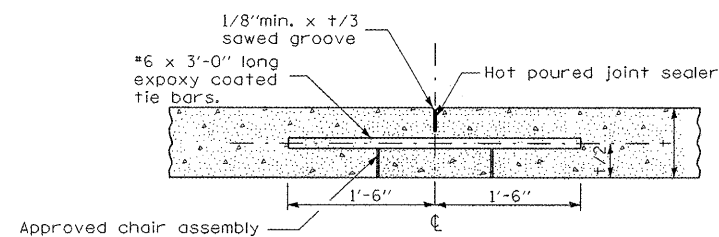


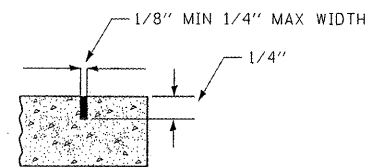
PLAN  
EXISTING JOINTED PORTLAND CEMENT CONCRETE PAVEMENT



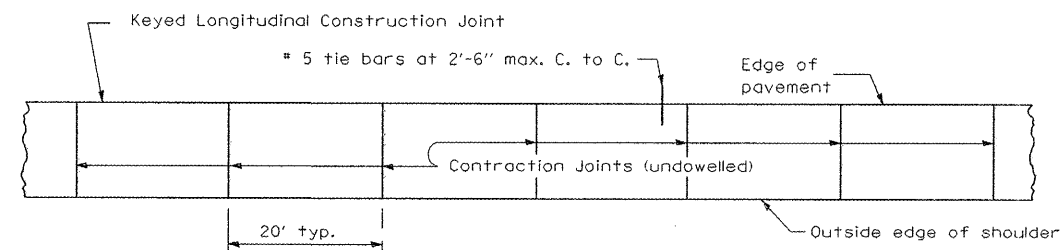
PLAN  
TYPICAL P.C.C. PAVED SHOULDER ADJACENT TO JOINTED PAVEMENT



DETAIL OF HINGE JOINT



DETAIL OF  
Sawed or Grooved  
Contraction Joint  
For  
TYPICAL P.C.C. PAVED SHOULDER



PLAN  
TYPICAL P.C.C. PAVED SHOULDER ADJACENT TO CONTINUOUSLY REINFORCED PAVEMENT

GENERAL NOTE

#4 tie bars may be used when the pavement is less than 9" thick.

FILE NAME =	USER NAME = berganoj	DESIGNED -	REVISED -	<b>STATE OF ILLINOIS DEPARTMENT OF TRANSPORTATION</b>	<b>DETAILS OF EXISTING JOINTED P.C.C. PAVEMENT (HINGE-JOINTED) AND ADJACENT P.C.C. SHOULDER</b>	F.A.J. RTE.	SECTION	COUNTY	TOTAL SHEETS	SHEET NO.	
ct:\pv\work\pvidot\berganoj\d0262495\050928-shd-details.CEL	PLOT SCALE = 40.0000 / IN.	DRAWN -	REVISED -			39	D5 PATCHING 2012-2	MCLEAN	13	13	
PLOT DATE = 3/16/2011	DATE -	CHECKED -	REVISED -			CONTRACT NO. 70928					
						ILLINOIS FED. AID PROJECT					