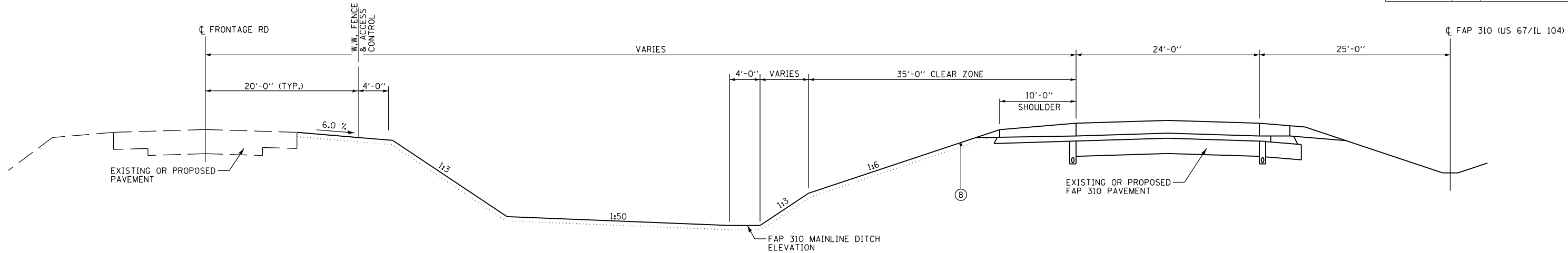
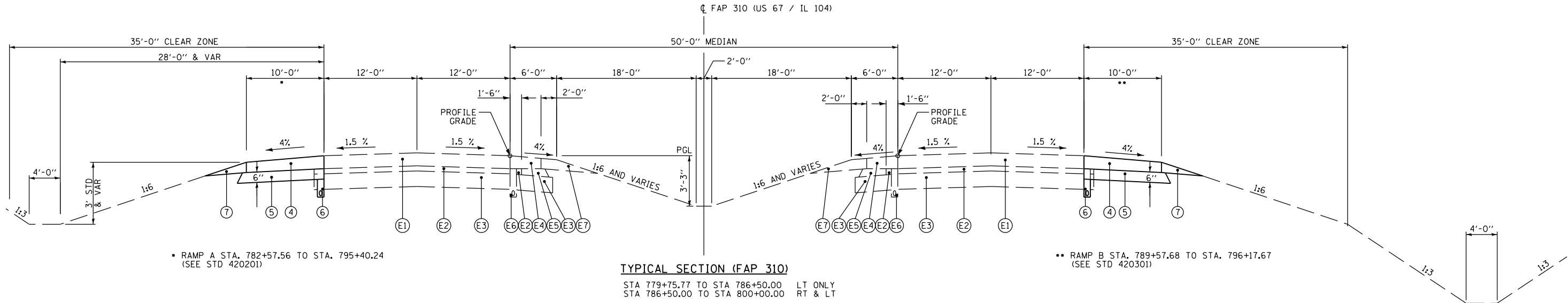


F.A.P. RTE.	SECTION	COUNTY	TOTAL SHEETS	SHEET NO.
310	69-3(3HB)	MORGAN	793	62
STA.		TO STA.		
FED. ROAD DIST. NO.	ILLINOIS	FED. AID PROJECT		

3:57:31 PM
Mar-25-2011 03:57:31 PM



TYPICAL GRADING SECTION (FAP 310) ADJACENT TO FRONTAGE ROAD



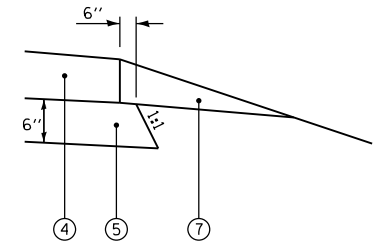
TYPICAL SECTION (FAP 310)
STA 779+75.77 TO STA 786+50.00 LT ONLY
STA 786+50.00 TO STA 800+00.00 RT & LT

EXISTING LEGEND

- (E1) EXISTING PORTLAND CEMENT CONCRETE PAVEMENT 10" (JOINTED)
- (E2) EXISTING STABILIZED SUB-BASE, 4"
- (E3) EXISTING LIME MODIFIED SOIL, 12"
- (E4) EXISTING PORTLAND CEMENT CONCRETE SHOULDERS 10"
- (E5) EXISTING SUB-BASE GRANULAR MATERIAL, TYPE C
- (E6) EXISTING PIPE UNDERDRAINS, 4"
- (E7) EXISTING AGGREGATE SHOULDER
- (R) REMOVAL PAY ITEM

PROPOSED LEGEND

- (4) PORTLAND CEMENT CONCRETE SHOULDERS 10" - STD 483001 WITH RUMBLE STRIPS - STD 642001
- (5) SUB-BASE GRANULAR MATERIAL, TYPE C
- (6) PIPE UNDERDRAINS 6" - STD 601001
- (7) AGGREGATE SHOULDERS, TYPE B
- (8) TOPSOIL FURNISH AND PLACE, 4"



LIMITS OF SUB-BASE GRANULAR STABILIZATION
PCC SHOULDERS ADJACENT TO EXISTING PAVEMENT
WITHOUT LIME STABILIZATION UNDER SHOULDERS

REVISIONS	
NAME	DATE

NOTE: NOT TO SCALE

ILLINOIS DEPARTMENT OF TRANSPORTATION
TYPICAL SECTIONS
FAP 310 (US 67/IL 104)
SHEET 4 OF 24

DATE 4/2009
DRAWN BY SEB
CHECKED BY

\$ FILE \$