

GENERAL NOTES:

1. Reinforcement bars shall conform to the requirements of ASTM A 706 Gr 60. See Special Provisions.
2. Plan dimensions and details relative to existing plans are subject to nominal construction variations. The Contractor shall field verify existing dimensions and details affecting new construction and make necessary approved adjustments prior to construction or ordering of materials. Such variations shall not be cause for additional compensation for a change in scope of the work, however, the Contractor will be paid for the quantity actually furnished at the unit price bid for the work.
3. The Contractor shall make allowance for the deflection of forms, shrinkage and settlement of falsework, in addition to allowance for dead load deflection.

BILL OF MATERIAL





Item	Units	Quantity
Concrete Removal	Cu Yd	529.7
Structure Excavation	Cu Yd	11,161
Reinforcement Bars	Pound	78,520
Concrete Box Culverts	Cu Yd	530.6
Epoxy Crack Injection	Foot	136
Lightweight Aggregate	Cu Yd	2,865
Waterproofing Membrane System (Special)	Sq Yd	3,905
* Structural Repair of Concrete (Depth equal to or less than 5 inches)	Sq Ft	2,950
* Structural Repair of Concrete (Depth greater than 5 inches)	Sq Ft	983
Frame and Lid (Special)	Each	4

* Quantity of Structural Repair of Concrete (Depth greater than 5 inches) is estimated to be 25% of the total quantity of repair.

INDEX OF SHEETS:

- S-1 General Plan & Elevation
- S-2 General Notes, Bill of Material, & Index of Sheets
- S-3 Existing Section
- S-4 Top Slab Repair Plan, Sheet 1 of 2
- S-5 Top Slab Repair Plan, Sheet 2 of 2
- S-6 Bottom Slab Repair Plan, Sheet 1 of 2
- S-7 Bottom Slab Repair Plan, Sheet 2 of 2
- S-8 East Cell, East Wall Repairs
- S-9 East Cell, West Wall Repairs
- S-10 Center Cell, East Wall Repairs
- S-11 Center Cell, West Wall Repairs
- S-12 West Cell, East Wall Repairs
- S-13 West Cell, West Wall Repairs
- S-14 Sections & Details, Sheet 1 of 5
- S-15 Sections & Details, Sheet 2 of 5
- S-16 Sections & Details, Sheet 3 of 5
- S-17 Sections & Details, Sheet 4 of 5
- S-18 Sections & Details, Sheet 5 of 5

LEGEND

-  Full Depth Repair (paid for as Conc. Removal and Concrete Box Culverts)
-  Structural Repair of Concrete
-  Epoxy Crack Injection
-  Existing Construction Joint

I:\0222010\CANAL\06-001-SN.DGN, I:\0222010\CANAL\06-001-ES.DGN, I:\0222010\CANAL\06-001-RD.DGN, I:\0222010\CANAL\06-001-STRUC\01\STRUCT\CAD\01\DESIGN\0222010\SHEET\0222010-01-001-SHT-SN.DGN, I:\0222010\CANAL\06-001-SN.DGN, I:\0222010\CANAL\06-001-ES.DGN, I:\0222010\CANAL\06-001-RD.DGN, I:\0222010\CANAL\06-001-STRUC\01\STRUCT\CAD\01\DESIGN\0222010\SHEET\0222010-01-001-SHT-SN.DGN, I:\0222010\CANAL\06-001-SN.DGN, I:\0222010\CANAL\06-001-ES.DGN, I:\0222010\CANAL\06-001-RD.DGN, I:\0222010\CANAL\06-001-STRUC\01\STRUCT\CAD\01\DESIGN\0222010\SHEET\0222010-01-001-SHT-SN.DGN

FILE NAME =	USER NAME = #USER#	DESIGNED - JLR	REVISED -	STATE OF ILLINOIS DEPARTMENT OF TRANSPORTATION I-70 CONNECTION CAHOKIA CANAL BOX CULVERT REPAIR PLANS	GENERAL NOTES, BILL OF MATERIAL & INDEX OF SHEETS	F.A. RTE.	SECTION	COUNTY	TOTAL SHEETS	SHEET NO.
#FILEL#		DRAWN - JLR	REVISED -			998	82-1A	ST. CLAIR	190	145
	PLOT SCALE = #SCALE#	CHECKED - MDJ	REVISED -			SN 082-2010		CONTRACT NO. 76C41		
	PLOT DATE = #DATE#	DATE - 02/04/11	REVISED -			SCALE:	SHEET NO. S-2 OF S-18	STA. 150+80.33 TO STA.	FED. ROAD DIST. NO.	ILLINOIS FED. AID PROJECT

