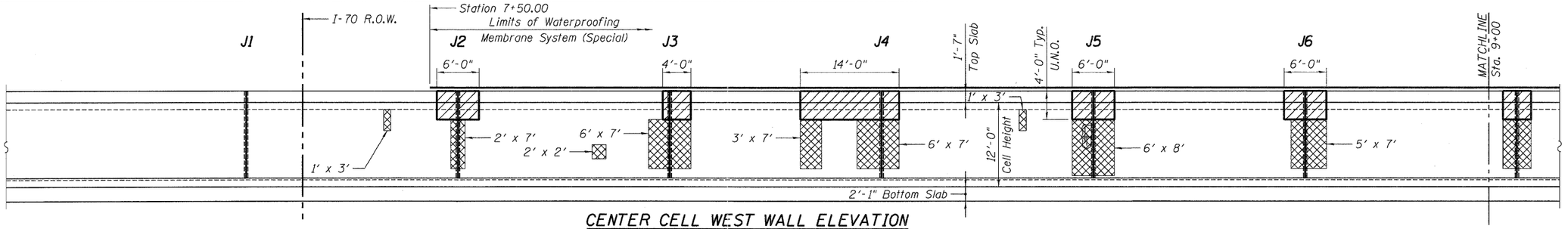

CENTER CELL WEST WALL ELEVATION

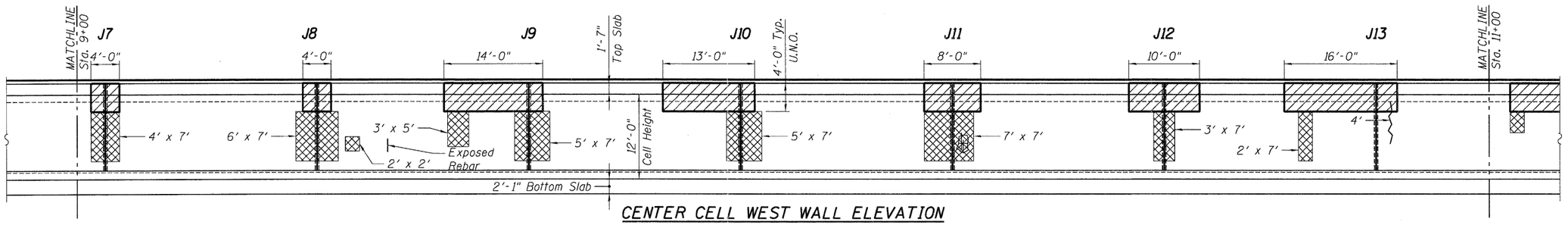

CENTER CELL WEST WALL ELEVATION

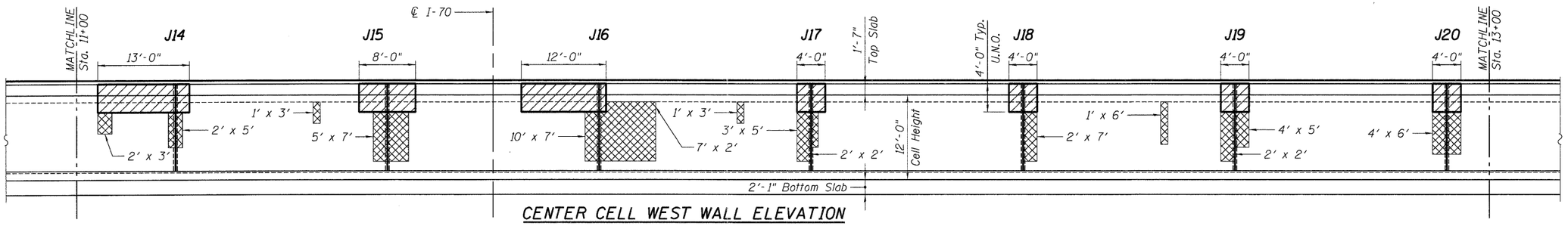

CENTER CELL WEST WALL ELEVATION

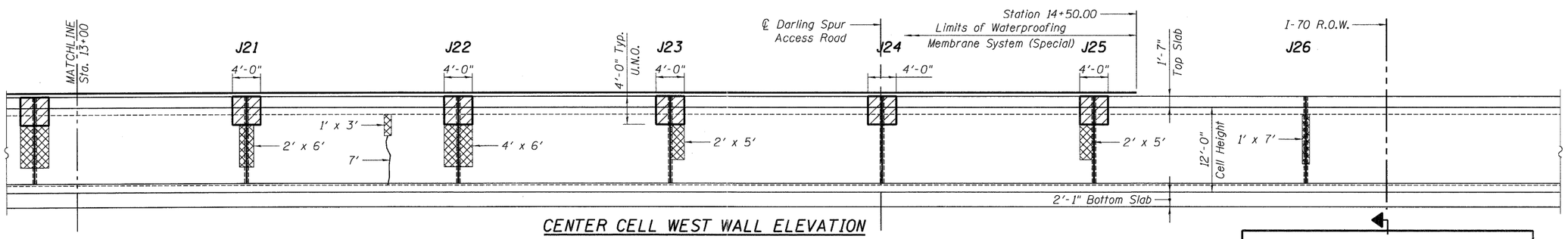

CENTER CELL WEST WALL ELEVATION

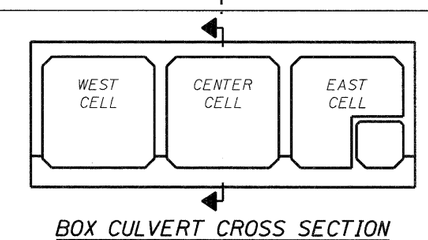

BOX CULVERT CROSS SECTION
(LOOKING NORTH)

FILE NAME = $FILEL$	USER NAME = $USER$	DESIGNED - MDJ	REVISED -	STATE OF ILLINOIS DEPARTMENT OF TRANSPORTATION I-70 CONNECTION CAHOKIA CANAL BOX CULVERT REPAIR PLANS	CENTER CELL WEST WALL REPAIRS	F.A. RTE. 998	SECTION 82-1A	COUNTY ST. CLAIR	TOTAL SHEETS 190 / SHEET NO. 154
TENG TENG & ASSOCIATES, INC. ENGINEERS/ARCHITECTS/PLANNERS CHICAGO, ILLINOIS		DRAWN - MDJ	REVISED -				SN 082-2010	CONTRACT NO. 76C41	
	PLOT SCALE = $SCALE$	CHECKED - JLR	REVISED -						
	PLOT DATE = $DATE$	DATE - 02/04/11	REVISED -		SCALE: SHEET NO. S-11 OF S-18 STA. 150+80.33 TO STA.	FED. ROAD DIST. NO.	ILLINOIS	FED. AID PROJECT	

..\0822010-CONN-06-001-ES.DGN, ..\0822010-CONN-06-001-ES.DGN, ..\0822010-CONN-06-001-ES.DGN, ..\0820318-CONN-99-001-BD.DGN, ..\0822010-CONN-06-001-ES.DGN, ..\0822010-CONN-06-001-ES.DGN
2-04-2011, 15:45:22 BONDHUJO \\FS-0044\AM\VAULT_D-TRANS_07\2202\20868-001\STRUCT\CAD\01 DESIGN\0822010\SHEET\0822010-CONN-06-010-SHT-BC.DGN