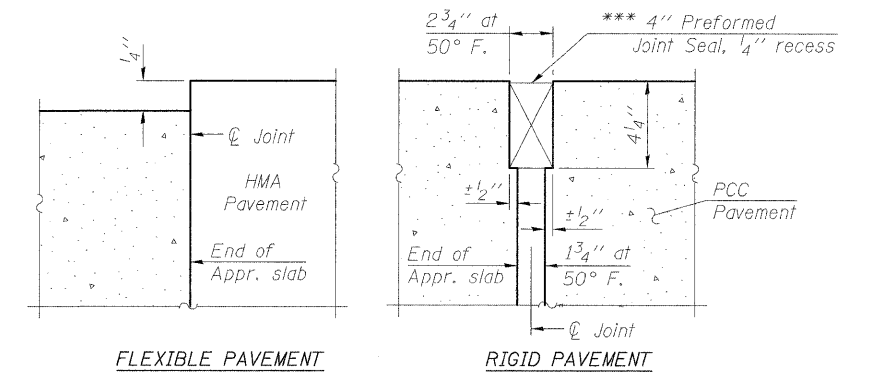
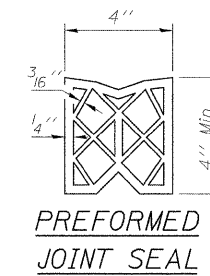


Notes:
See sheet S-50 for Sections C-C & D-D and View B-B.

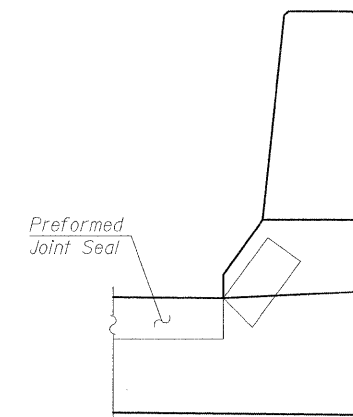
*** Cost included with Concrete Superstructure.



DETAIL A

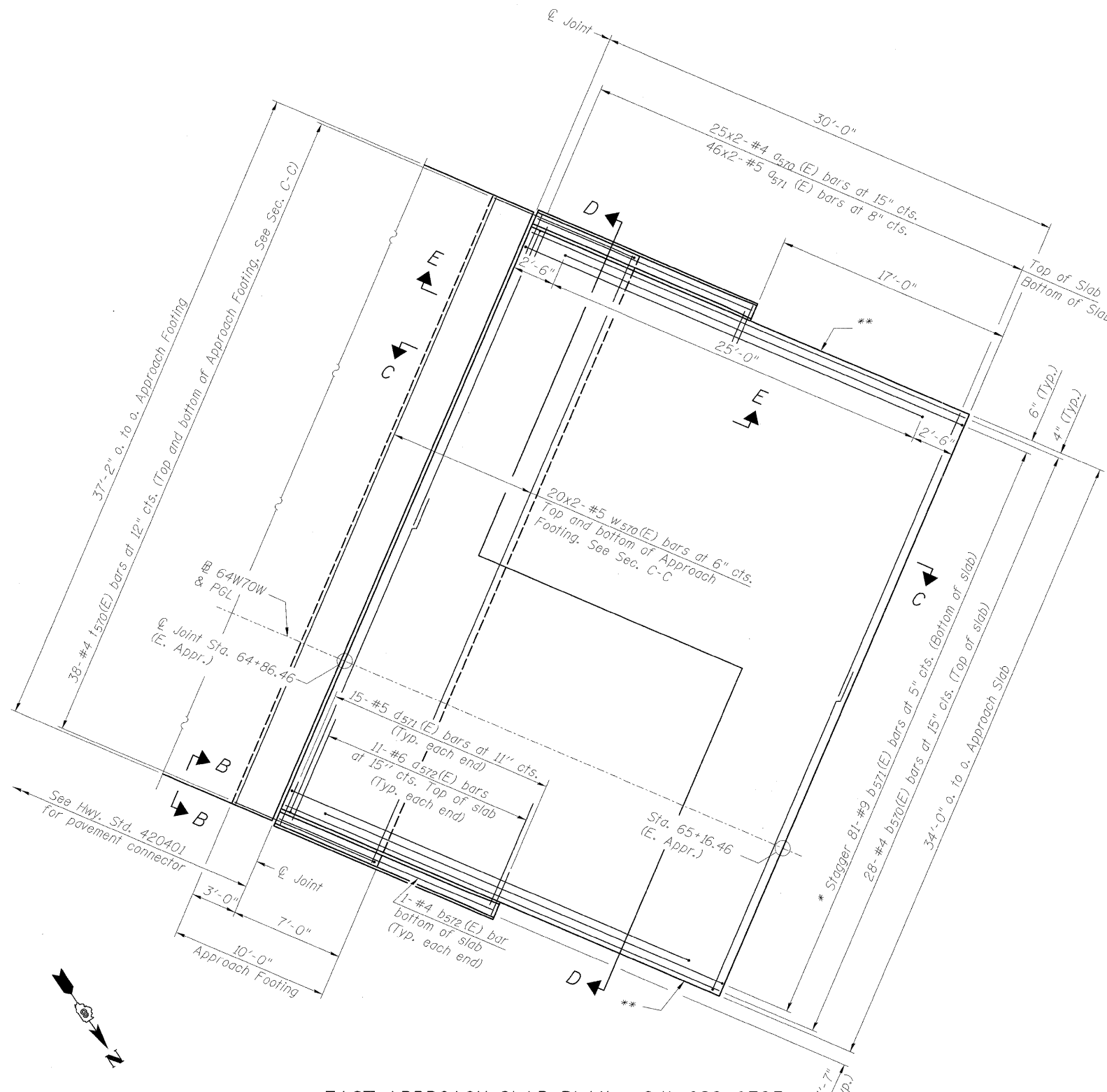


PREFORMED JOINT SEAL



VIEW B-B

Angle Preformed Joint Seal at 45° at curbs when req'd for drainage.



EAST APPROACH SLAB PLAN - S.N. 082-0325

* Tilt #9 b571(E) bars as required to maintain clearance.
** Closed cell joint filler according to Article 1051.08 of the Standard Specifications, full depth of slab, full length of parapet. Typical each parapet.

MIN. BAR LAP
#4 bar = 2'-7"
#5 bar = 3'-3"

D:\R11-0820325-0820325-76C75-549-E-Appr-Slab-025.dgn

	USER NAME = Bhatta	DESIGNED - JLA	REVISED -	STATE OF ILLINOIS DEPARTMENT OF TRANSPORTATION	EAST APPROACH SLAB PLAN - S.N. 082-0325 I-70W OVER I-55, CSX & KCS RAILROADS	F.A.I. RTE.	SECTION	COUNTY	TOTAL SHEETS	SHEET NO.
	PLOT SCALE = 1.0000' / 1 in.	DRAWN - DAZ	REVISED -			70	82-1-B-1	ST. CLAIR	319	164
PLOT DATE = #DATE#	CHECKED - SAW	REVISED -		SCALE: NONE	SHEET NO. S-49 OF S-138 SHEETS	STA.	TO STA.	S.N. 082-0323 & S.N. 082-0325 CONTRACT NO. 76C75		
	DATE - 04-26-11	REVISED -						FED. ROAD DIST. NO. ILLINOIS FED. AID PROJECT		