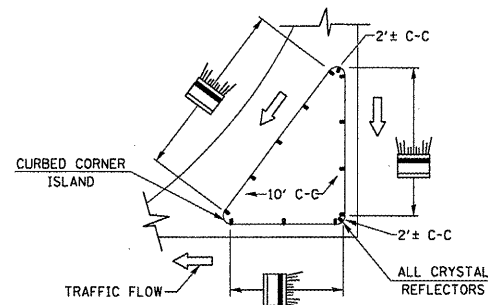
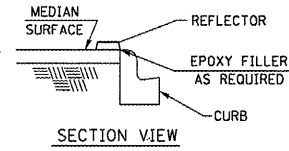
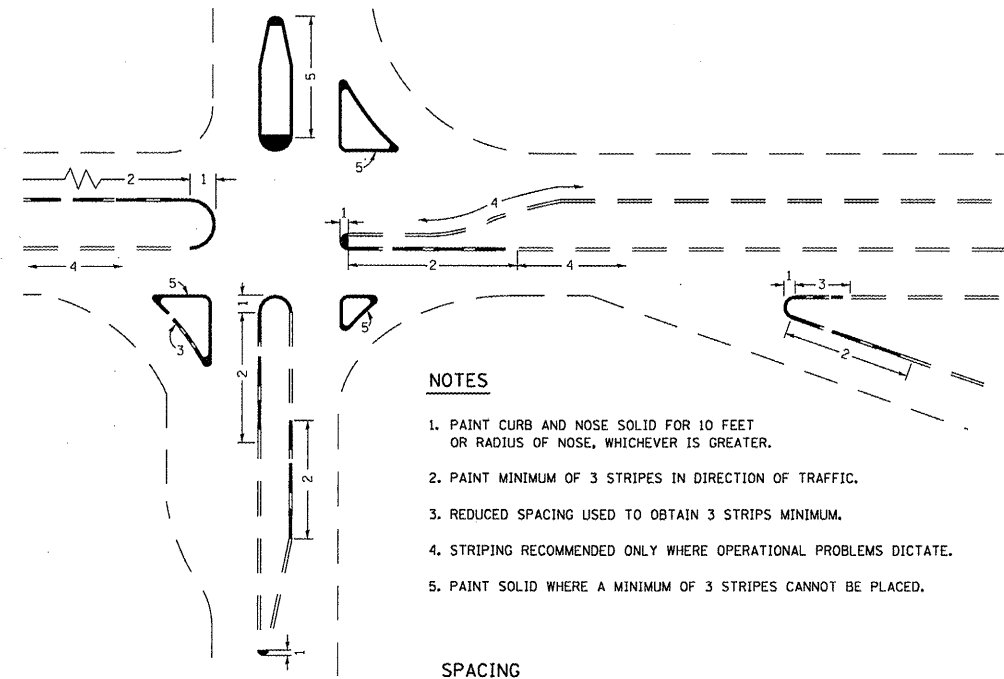


- NOTES**
1. PRISMATIC REFLECTORS SHALL BE MONO-DIRECTIONAL AND POSITIONED SO THAT THE REFLECTIVE FACE IS FACING THE APPROACHING TRAFFIC.
 2. PRISMATIC REFLECTORS SHALL BE SECURED IN PLACE WITH AN EPOXY ADHESIVE.
 3. PRISMATIC REFLECTORS SHALL BE EITHER AMBER OR CRYSTAL IN COLOR.



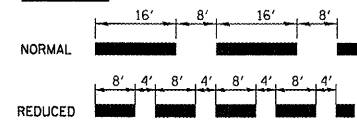
TYPICAL PLACEMENT OF PRISMATIC REFLECTORS ON CURBS
(NO SCALE)



NOTES

1. PAINT CURB AND NOSE SOLID FOR 10 FEET OR RADIUS OF NOSE, WHICHEVER IS GREATER.
2. PAINT MINIMUM OF 3 STRIPES IN DIRECTION OF TRAFFIC.
3. REDUCED SPACING USED TO OBTAIN 3 STRIPS MINIMUM.
4. STRIPING RECOMMENDED ONLY WHERE OPERATIONAL PROBLEMS DICTATE.
5. PAINT SOLID WHERE A MINIMUM OF 3 STRIPES CANNOT BE PLACED.

SPACING



CURB MARKING

FILE NAME =	USER NAME = #USER#	DESIGNED - ---	REVISED - ---
#FILE#		DRAWN - ---	REVISED - ---
	PLOT SCALE = #SCALE#	CHECKED - ---	REVISED - ---
	PLOT DATE = #DATE#	DATE - ---	REVISED - ---

STATE OF ILLINOIS
DEPARTMENT OF TRANSPORTATION

DETAILS

SCALE: _____ SHEET NO. _____ OF _____ SHEETS STA. _____ TO STA. _____

F.A.P. RTE.	SECTION	COUNTY	TOTAL SHEETS	SHEET NO.
9185	10-1RS-1	ST. CLAIR	25	25
FED. ROAD DIST. NO. _____			ILLINOIS FED. AID PROJECT CONTRACT NO. 76E15	