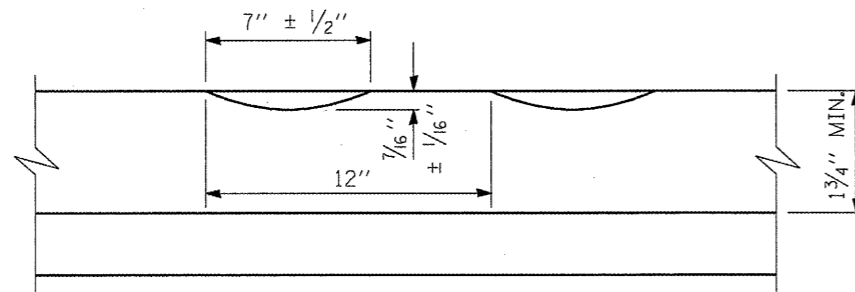
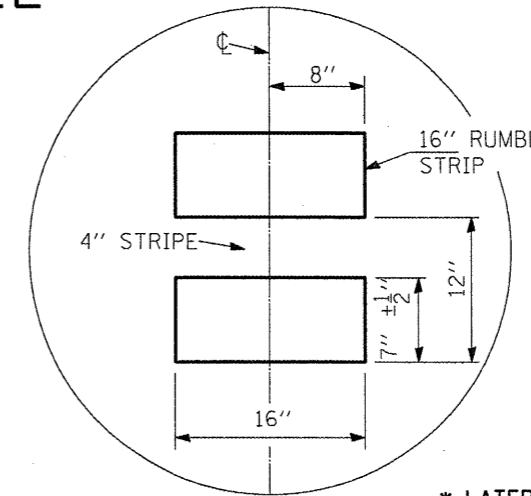


CENTERLINE RUMBLE STRIP DETAIL

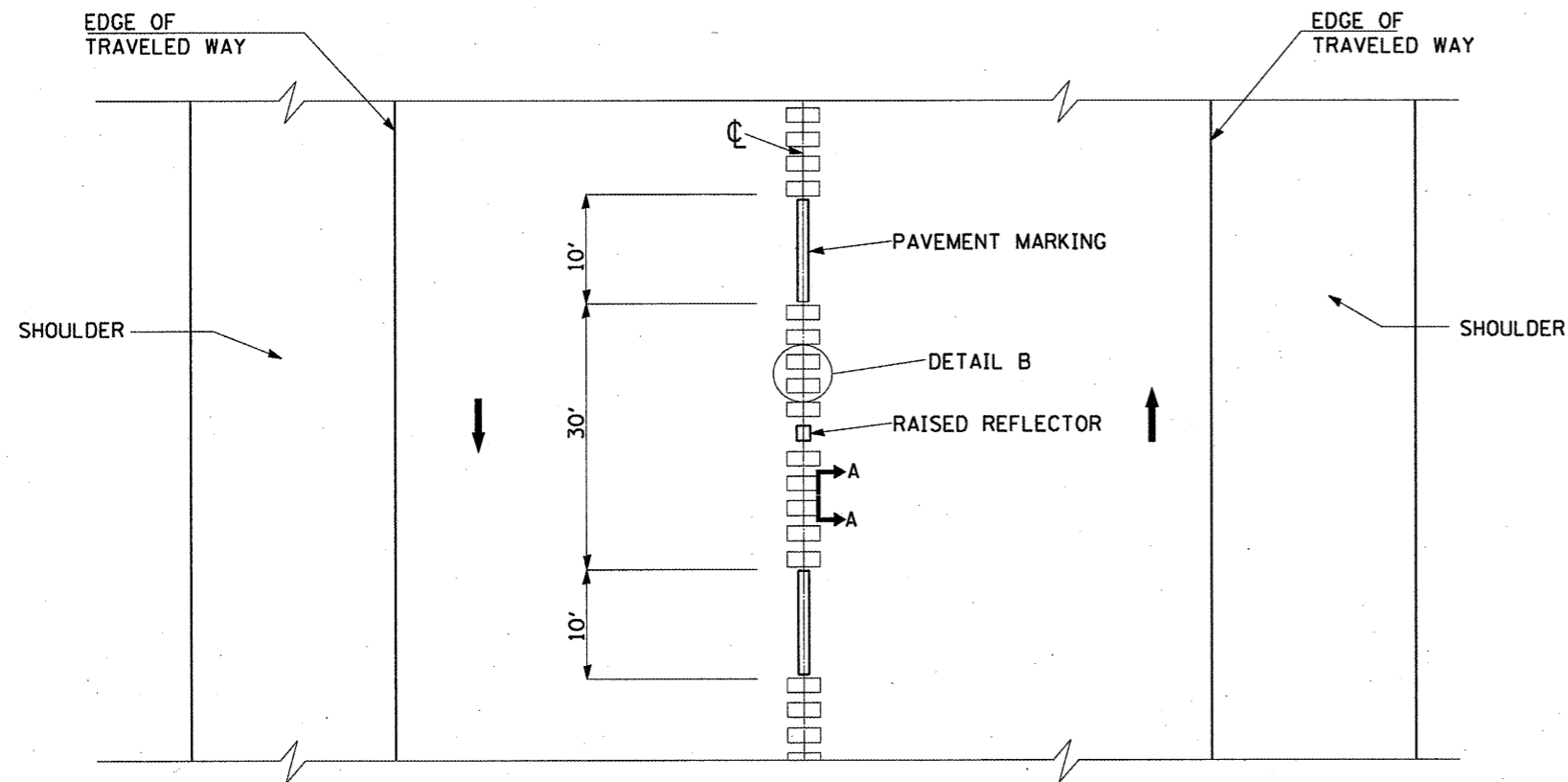


SECTION A-A



* LATERAL DEVIATION SHALL NOT EXCEED ONE INCH IN 100 FEET.

DETAIL B



TWO-WAY ROAD

GENERAL NOTES

SEE STANDARD 780001 FOR SKIP DASH STRIPING.

RUMBLE STRIPS SHALL NOT BE PLACED ON BRIDGES.

ALL RUMBLE STRIPS SHALL BE MILLED.

CENTERLINE RUMBLE STRIPS SHALL BE CONTINUOUS THROUGH CONNECTIONS OF SIDEROADS WITH NO LEFT TURN LANES.

DISCONTINUE CENTERLINE RUMBLE STRIPS THROUGH THE LIMITS OF ALL LEFT TURN LANES, INCLUDING ANY LANE TAPER SECTIONS.

ADJUST SPACING OF RUMBLE STRIPS TO FALL BETWEEN RAISED REFLECTIVE PAVEMENT MARKERS AND EXISTING SKIP DASH PAVEMENT MARKERS.

SEE STANDARD 701306 FOR TRAFFIC CONTROL.

FILE NAME =	USER NAME = LENZINIAD	DESIGNED -	REVISED -	STATE OF ILLINOIS DEPARTMENT OF TRANSPORTATION	CENTERLINE RUMBLE STRIP DETAIL		F.A.P. RTE.	SECTION	COUNTY	TOTAL SHEETS	SHEET NO.
ca:\pwork\pwork\lenziniad\0239191\78224-Design-rest.dgn	DESIGN SCALE = 1/8" = 1' / IN.	DRAWN -	REVISED -		NOT TO SCALE		•	(9-3.10-3.107)I-1	•	10	7
	PLOT DATE = 3/24/2011	CHECKED -	REVISED -		SCALE: _____	SHEET NO. 5 OF XX SHEETS	STA. _____ TO STA. _____	CONTRACT NO. 78224			
		DATE -	REVISED -		FED. ROAD DIST. NO. - ILLINOIS FED. AID PROJECT						