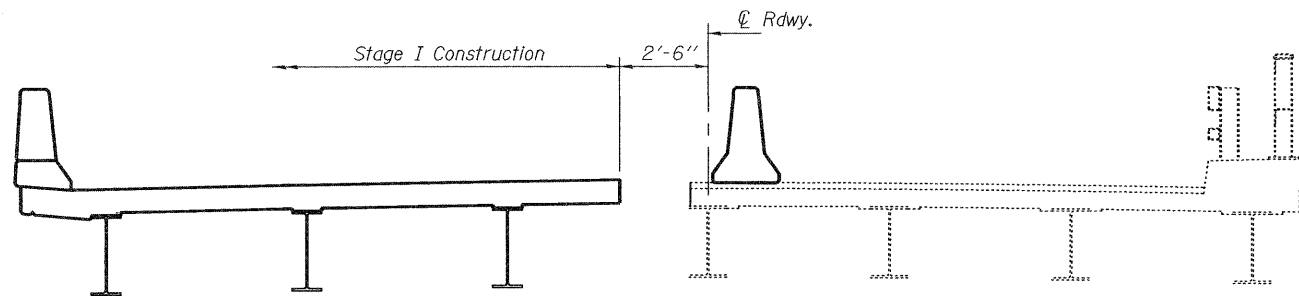
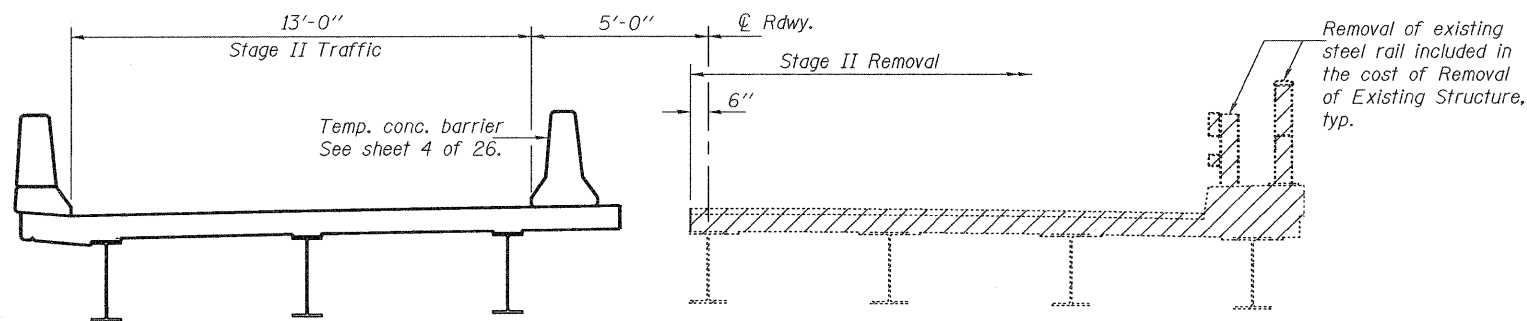


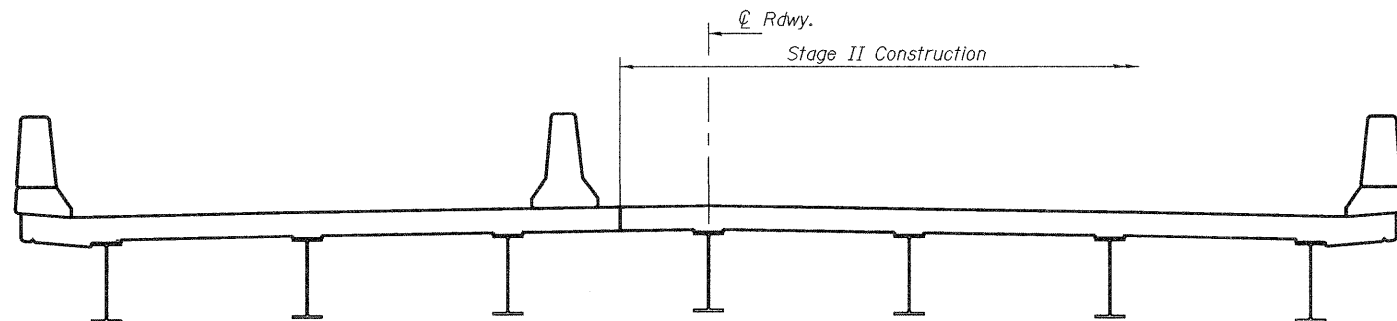
STAGE I REMOVAL



STAGE I CONSTRUCTION

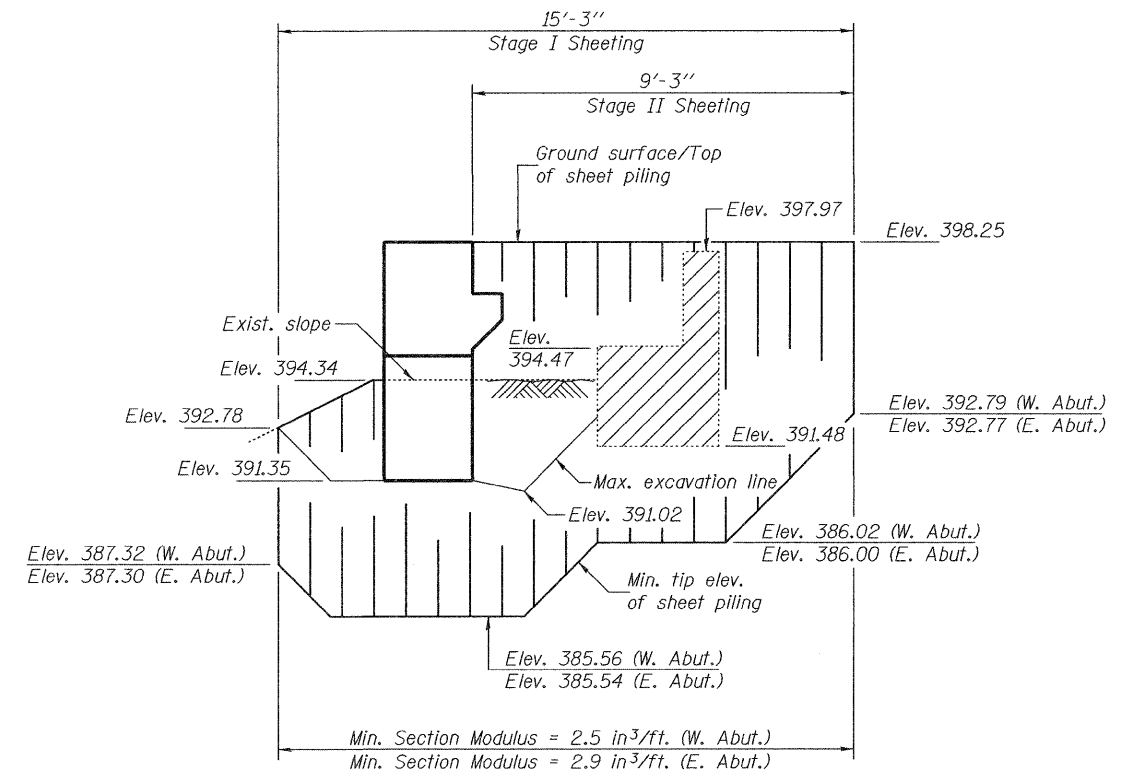


STAGE II REMOVAL



STAGE II CONSTRUCTION

Notes: Hatched areas indicate removal of existing structures.
For quantity of temporary concrete barrier, see Roadway Plans.
All cross sections are looking east.



TEMPORARY SHEET PILING AT ABUTMENTS

Note: If the Contractor chooses to alter the temporary cantilevered sheet piling design requirements shown on the plans, a design submittal including plan details and calculations will be required for review and acceptance by the Engineer.

DESIGNED - Jessica C. Forrest	EXAMINED - <i>Thomas J. Demagala</i> ENGINEER OF BRIDGE DESIGN	DATE - 5/10/2011	STATE OF ILLINOIS DEPARTMENT OF TRANSPORTATION	STAGE CONSTRUCTION & TEMPORARY SHEET PILING DETAILS STRUCTURE NO. 073-0038	F.A.P. RTE. 869	SECTION 6B-2	COUNTY *	TOTAL SHEETS 299	SHEET NO. 133
CHECKED - Nicholas R. Barnett	PASSED - <i>Carl Perry</i> ENGINEER OF BRIDGES AND STRUCTURES				SHEET NO. 3 OF 26 SHEETS		CONTRACT NO. 98797 ILLINOIS FED. AID PROJECT		

*PERRY/FRANKLIN