





CODE NO.	ITEM DESCRIPTION	UNIT	TOTAL QUANTITY	ROADWAY URBAN			ROADWAY LIGHTING		LED STREET SIGNS SHARED-USE PATH	OVERHEAD SIGNING	OVERHEAD SIGNING	RETAINING WALLS 099-1002 099-1003 099-1004	BRIDGE SN 099-4642	BRIDGE SN 099-4666	EMERGENCY VEHICLE PREEMPTION		TRAFFIC SIGNALS			SHARED-USE PATH	
				0004	0004	0004	IL 59	INTERCHANGE	SEIL ROAD	GATEWAY BOULEVARD	RAMP C				SEIL ROAD	DDI	INTERCONNECT		SEIL ROAD		DDI
				100% STATE	80% FED 20% STATE	100% JOLIET	100% SHOREWOOD	100% STATE	100% SHOREWOOD	100% JOLIET	50% STATE 50% JOLIET				100% STATE	100% STATE	100% SHOREWOOD	100% JOLIET	100% STATE		100% JOLIET
X1400285	ELECTRIC CABLE IN CONDUIT (EPR-TYPE USE) 2C NO. 4 AND NO. 6 GROUND.	FOOT	1,551	1,551																	
X1400286	CABINET HOUSING EQUIPMENT, ESP 2, POLE MOUNTED	EACH	2	2																	
X1400337	WIRELESS IN PAVEMENT DETECTOR	EACH	6	6																	
X1400341	REMOVAL OF LUMINARIE, SALVAGE	EACH	64					64													
X1400367	PEDESTRIAN SIGNAL POST, 10 FT.	EACH	1																	1	
X1400386	RELOCATE EXISTING WIRELESS VEHICLE DETECTION SYSTEM	EACH	2	2																	
X1400424	ELECTRIC CABLE IN CONDUIT, STREET NAME SIGN, NO. 14 3C, TYPE SOOW	FOOT	680					680													
X2010350	TREE REMOVAL, ACRES (SPECIAL)	ACRE	10.00	10.00																	
X2511630	EROSION CONTROL BLANKET (SPECIAL)	SQ YD	12,584	12,584																	
X2700027	PREFORMED PLASTIC PAVEMENT MARKING, TYPE D - LINE 0", CONTRAST	FOOT	2,300	1,500				720													
X4021000	TEMPORARY ACCESS (PRIVATE ENTRANCE)	EACH	3	3																	
X4022000	TEMPORARY ACCESS (COMMERCIAL ENTRANCE)	EACH	5	5																	
X4024100	TEMPORARY ACCESS (WINTERIZE)	SQ YD	267	267																	
X4401198	HOT-MIX ASPHALT SURFACE REMOVAL, VARIABLE DEPTH	SQ YD	2,400	2,400																	
X4420828	CLASS D PATCHES, TYPE III, 12 INCH (SPECIAL)	SQ YD	881	869			12														
X5010520	REMOVE CONCRETE BOX CULVERT END SECTION	EACH	6	6																	



MODEL: Default  
 FILE: Model: Project: benesch-pw-bentby.com:benesch-pw-01:Documents\107005\10740\_001:Eng\_Docs\_Phase II\General\162H15-shr-soq-29.dgn  
 D:\62H15-shr-soq-29.dgn  
 50107  
 2012/11/30



USER NAME = dlevin	DESIGNED -	REVISED -
PLOT SCALE = 24,0000 ' / ft.	DRAWN -	REVISED -
PLOT DATE = 3/22/2022	CHECKED -	REVISED -
	DATE - 03/17/2022	REVISED -

**STATE OF ILLINOIS  
DEPARTMENT OF TRANSPORTATION**

**SUMMARY OF QUANTITIES**

SCALE: SHEET OF SHEETS STA. TO STA.

F.A./P. RTE.	SECTION	COUNTY	TOTAL SHEETS	SHEET NO.
	2018-075-R	WILL	1510	37
CONTRACT NO. 62H15				
* FAI 55, FAP 338 ILLINOIS FED. AID PROJECT				

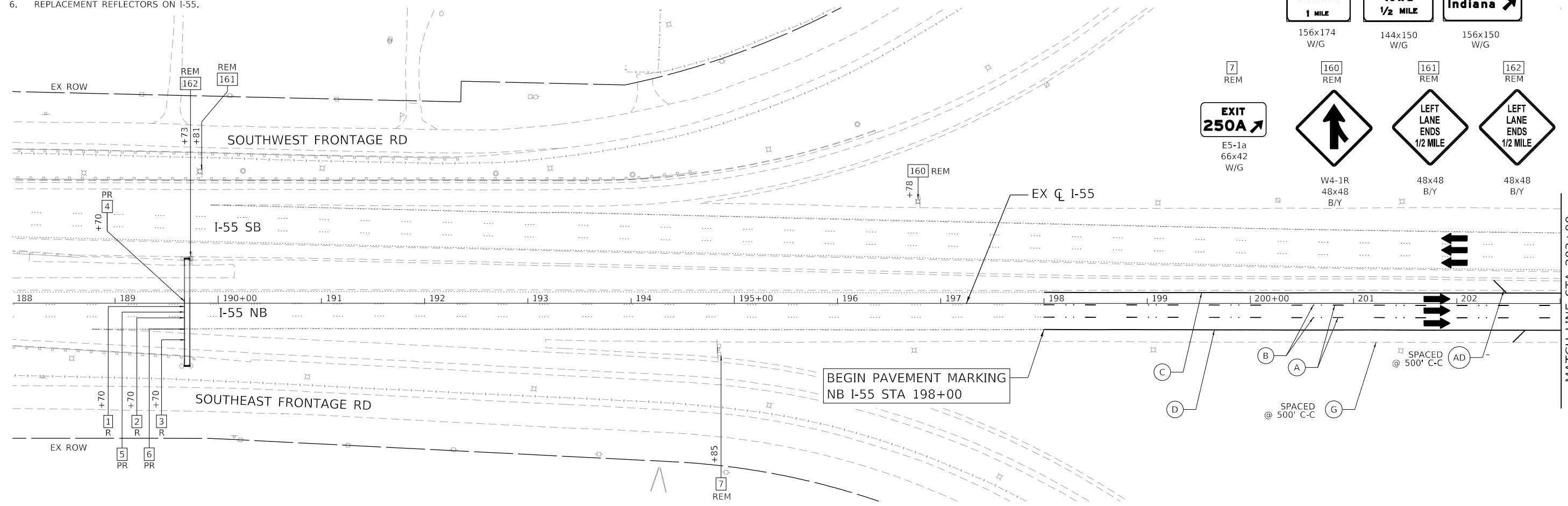
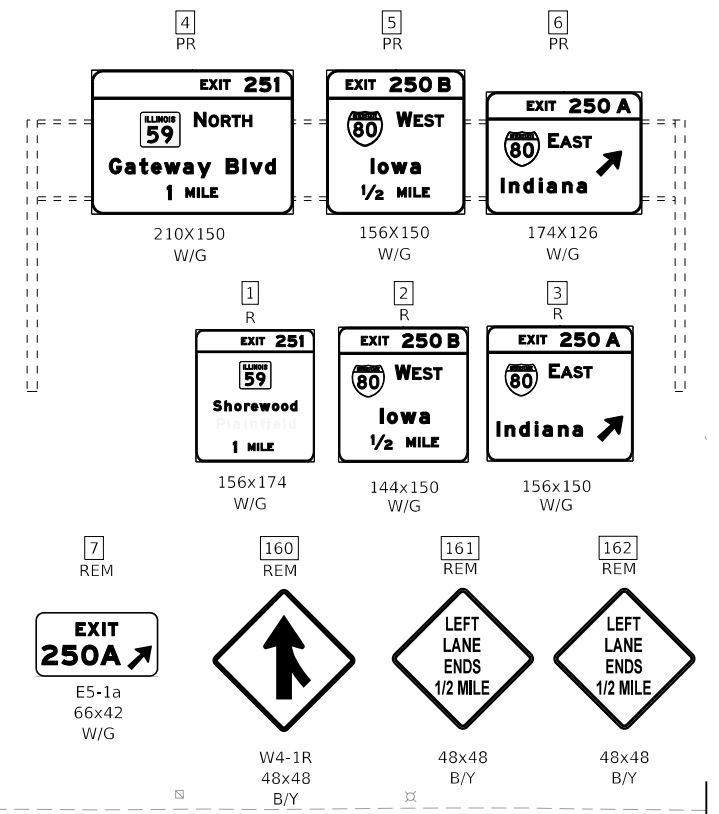
REVISED SHEET 6/1/2022

**NOTES**

- SEE GENERAL PAVEMENT MARKING AND SIGNING NOTES ON SHEET SPM-16.
- MEDIAN CURB MARKINGS SHALL BE APPLIED IN ACCORDANCE WITH THE MEDIAN CURB PAVEMENT MARKING DETAIL ON SHEET SPM-17. THIS WORK WILL BE MEASURED AND PAID FOR SEPARATELY UNDER THE ITEM MODIFIED URETHANE PAVEMENT MARKING - LETTERS AND SYMBOLS.
- RAISED REFLECTIVE PAVEMENT MARKERS SHALL BE OMITTED ON THE BRIDGE APPROACH PAVEMENT AND BRIDGE DECK.
- CURB REFLECTORS SHALL BE PLACED IN ACCORDANCE WITH DETAIL A ON SHEET SPM-16. ALL CURB REFLECTOR COLORS SHALL MATCH THE COLOR OF THE PAVEMENT MARKING LINE ADJACENT TO THE CURB REFLECTOR.
- CURB MARKINGS SHALL BE OMITTED ON ALL THE DIVERGING DIAMOND INTERCHANGE CHANNELIZING ISLANDS.
- REPLACEMENT REFLECTORS ON I-55.


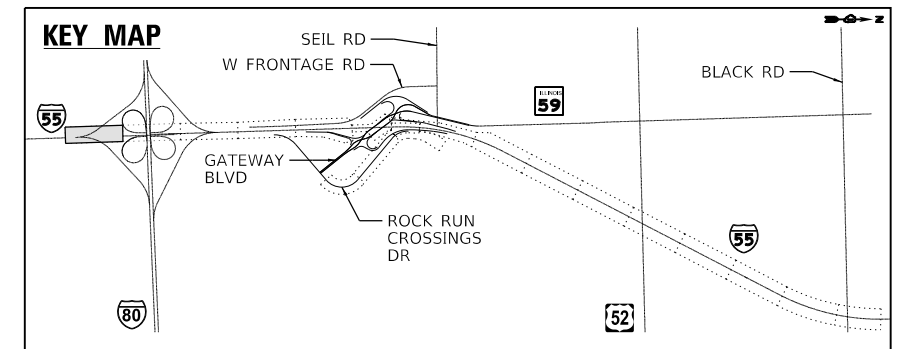
**SIGNING LEGEND**

- R REMOVAL
- REL RELOCATE
- REM REMAIN
- PR PROPOSED



**PAVEMENT MARKING LEGEND**

- (A) PREFORMED PLASTIC PAVEMENT MARKING, TYPE D - LINE 5" (WHITE 10'-30' SKIP LINE) GROOVING FOR RECESSED PAVEMENT MARKING 6"
- (B) RAISED REFLECTIVE PAVEMENT MARKER
- (C) THERMOPLASTIC PAVEMENT MARKING - LINE 4" (SOLID YELLOW)
- (D) THERMOPLASTIC PAVEMENT MARKING - LINE 4" (SOLID WHITE)
- (E) THERMOPLASTIC PAVEMENT MARKING - LINE 8" (SOLID WHITE)
- (F) THERMOPLASTIC PAVEMENT MARKING - LINE 12" (WHITE CHEVRONS @ 30' SPACING)
- (G) THERMOPLASTIC PAVEMENT MARKING - LINE 12" (WHITE 45° DIAGONALS) SPACING SHOWN IN PLANS
- (H) PREFORMED PLASTIC PAVEMENT MARKING, TYPE D - LINE 8" (WHITE 3'-9" SKIP LINE) GROOVING FOR RECESSED PAVEMENT MARKING 9"
- (I) PREFORMED PLASTIC PAVEMENT MARKING, TYPE D - LINE 8" (CONTRAST WHITE 10'-30' SKIP LINE) GROOVING FOR RECESSED PAVEMENT MARKING 9"
- (J) THERMOPLASTIC PAVEMENT MARKING - LINE 4" (WHITE 10'-30' SKIP LINE)
- (K) PREFORMED PLASTIC PAVEMENT MARKING, TYPE D - LINE 4" (YELLOW 2'-6" SKIP LINE) GROOVING FOR RECESSED PAVEMENT MARKING 5"
- (L) PREFORMED PLASTIC PAVEMENT MARKING, TYPE D - LINE 4" (WHITE 2'-6" SKIP LINE) GROOVING FOR RECESSED PAVEMENT MARKING 5"
- (M) THERMOPLASTIC PAVEMENT MARKING - LETTERS & SYMBOLS (WHITE)
- (N) PREFORMED PLASTIC PAVEMENT MARKING, TYPE D - LINE 6" (WHITE 2'-6" SKIP LINE) GROOVING FOR RECESSED PAVEMENT MARKING 7"
- (O) MODIFIED URETHANE PAVEMENT MARKING - LETTERS & SYMBOLS (WHITE)
- (P) MODIFIED URETHANE PAVEMENT MARKING - LINE 4" (YELLOW SOLID)
- (Q) MODIFIED URETHANE PAVEMENT MARKING - LINE 6" (WHITE SOLID)
- (R) MODIFIED URETHANE PAVEMENT MARKING - LINE 8" (WHITE SOLID)
- (S) MODIFIED URETHANE PAVEMENT MARKING - LINE 12" (WHITE 45° DIAGONALS) SPACING SHOWN IN PLANS
- (T) MODIFIED URETHANE PAVEMENT MARKING - LINE 12" (WHITE 45° CHEVRONS @ 10' SPACING)
- (U) MODIFIED URETHANE PAVEMENT MARKING - LINE 12" (WHITE 45° CROSSWALKS)
- (V) MODIFIED URETHANE PAVEMENT MARKING - LINE 24" (WHITE STOP BARS)
- (W) MODIFIED URETHANE PAVEMENT MARKING - LINE 4" (WHITE SOLID)
- (X) MODIFIED URETHANE PAVEMENT MARKING - LINE 12" (YELLOW 45° DIAGONALS)
- (Y) THERMOPLASTIC PAVEMENT MARKING - LINE 24" (WHITE STOP BAR)
- (Z) THERMOPLASTIC PAVEMENT MARKING - LINE 4" (DOUBLE YELLOW, 11" C-C)
- (AA) THERMOPLASTIC PAVEMENT MARKING - LINE 6" (WHITE 2'-6" SKIP LINE)
- (AB) THERMOPLASTIC PAVEMENT MARKING - LINE 6" (SOLID WHITE)
- (AC) THERMOPLASTIC PAVEMENT MARKING - LINE 12" (YELLOW 45° DIAGONALS @ 75' SPACING, 5 MIN)
- (AD) THERMOPLASTIC PAVEMENT MARKING - LINE 12" (YELLOW 45° DIAGONALS) SPACING SHOWN IN PLANS



	USER NAME = jschumann DESIGNED - ABEE DRAWN - JNAKAWATASE PLOT SCALE = 1200.0000' / ft. PLOT DATE = 5/26/2022	REVISIONS 05/26/2022 JLS JNAKAWATASE JTOBERGTE 05/16/2022
--	---	---

**STATE OF ILLINOIS  
DEPARTMENT OF TRANSPORTATION**

<b>PAVEMENT MARKING AND SIGNING PLAN I-55 - I</b>			
<b>I-55 AT IL RTE 59 INTERCHANGE</b>			
SCALE: 1"=50'	SHEET	OF SHEETS	STA. TO STA.

F.A./P.RTE.	SECTION	COUNTY	TOTAL SHEETS	SHEET NO.
SPM18	2018-075-R	WILL	1510	780
CONTRACT NO. 62H15			* FAI 55, FAP 338 ILLINOIS FED. AID PROJECT	

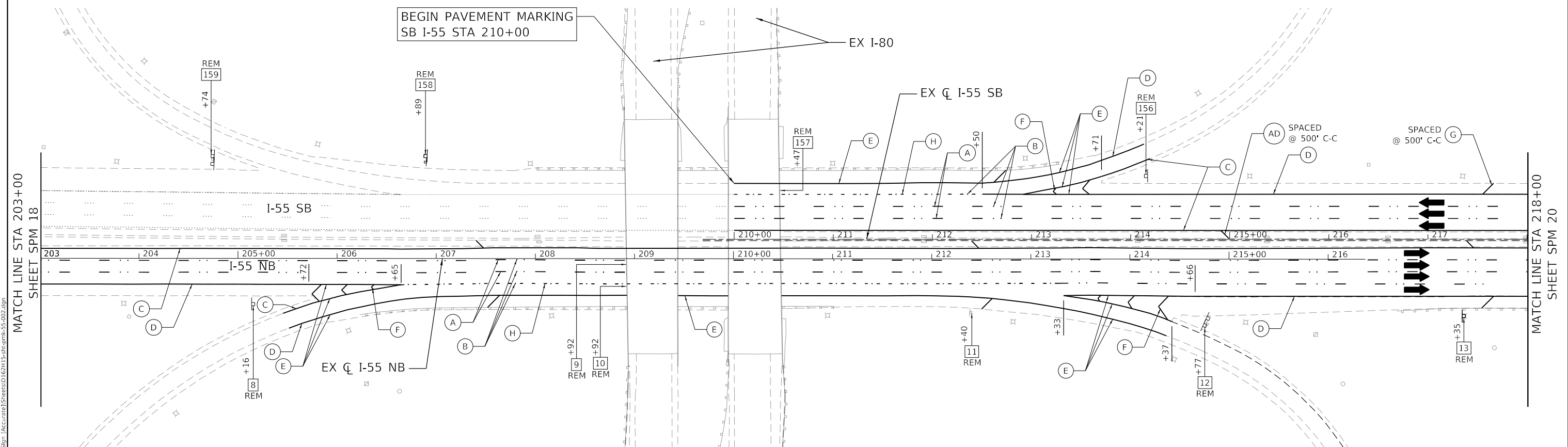
MODEL: Default  
 FILE: \\iberech-pw-banby.com\iberech-pw-01\Documents\107005\107140\001Eng\_Docs\_Phase\_B\Print\_Mkg\_Sign\_Accurate\Sheets\062H15-shit-pmk-55-001.dgn  
 D:\62H15-shit-pmk-55-001.dgn  
 55432  
 2012/11/30

**NOTES**

- SEE GENERAL PAVEMENT MARKING AND SIGNING NOTES ON SHEET SPM-16.
- MEDIAN CURB MARKINGS SHALL BE APPLIED IN ACCORDANCE WITH THE MEDIAN CURB PAVEMENT MARKING DETAIL ON SHEET SPM-17. THIS WORK WILL BE MEASURED AND PAID FOR SEPARATELY UNDER THE ITEM MODIFIED URETHANE PAVEMENT MARKING - LETTERS AND SYMBOLS.
- RAISED REFLECTIVE PAVEMENT MARKERS SHALL BE OMITTED ON THE BRIDGE APPROACH PAVEMENT AND BRIDGE DECK.
- CURB REFLECTORS SHALL BE PLACED IN ACCORDANCE WITH DETAIL A ON SHEET SPM-16. ALL CURB REFLECTOR COLORS SHALL MATCH THE COLOR OF THE PAVEMENT MARKING LINE ADJACENT TO THE CURB REFLECTOR.
- CURB MARKINGS SHALL BE OMITTED ON ALL THE DIVERGING DIAMOND INTERCHANGE CHANNELIZING ISLANDS.
- REPLACEMENT REFLECTORS ON I-55.

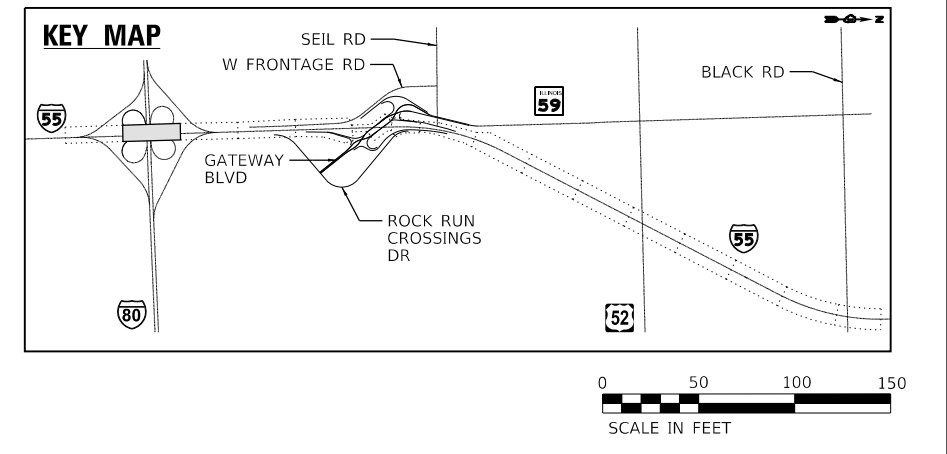
**SIGNING LEGEND**

- R REMOVAL
- REL RELOCATE
- REM REMAIN
- PR PROPOSED



**PAVEMENT MARKING LEGEND**

- (A) PREFORMED PLASTIC PAVEMENT MARKING, TYPE D - LINE 5" (WHITE 10'-30' SKIP LINE) GROOVING FOR RECESSED PAVEMENT MARKING 6"
- (B) RAISED REFLECTIVE PAVEMENT MARKER
- (C) THERMOPLASTIC PAVEMENT MARKING - LINE 4" (SOLID YELLOW)
- (D) THERMOPLASTIC PAVEMENT MARKING - LINE 4" (SOLID WHITE)
- (E) THERMOPLASTIC PAVEMENT MARKING - LINE 8" (SOLID WHITE)
- (F) THERMOPLASTIC PAVEMENT MARKING - LINE 12" (WHITE CHEVRONS @ 30' SPACING)
- (G) THERMOPLASTIC PAVEMENT MARKING - LINE 12" (WHITE 45° DIAGONALS) SPACING SHOWN IN PLANS
- (H) PREFORMED PLASTIC PAVEMENT MARKING, TYPE D - LINE 8" (WHITE 3'-9" SKIP LINE) GROOVING FOR RECESSED PAVEMENT MARKING 9"
- (I) PREFORMED PLASTIC PAVEMENT MARKING, TYPE D - LINE 8" (CONTRAST WHITE 10'-30' SKIP LINE) GROOVING FOR RECESSED PAVEMENT MARKING 9"
- (J) THERMOPLASTIC PAVEMENT MARKING - LINE 4" (WHITE 10'-30' SKIP LINE)
- (K) PREFORMED PLASTIC PAVEMENT MARKING, TYPE D - LINE 4" (YELLOW 2'-6" SKIP LINE) GROOVING FOR RECESSED PAVEMENT MARKING 5"
- (L) PREFORMED PLASTIC PAVEMENT MARKING, TYPE D - LINE 4" (WHITE 2'-6" SKIP LINE) GROOVING FOR RECESSED PAVEMENT MARKING 5"
- (M) THERMOPLASTIC PAVEMENT MARKING - LETTERS & SYMBOLS (WHITE)
- (N) PREFORMED PLASTIC PAVEMENT MARKING, TYPE D - LINE 6" (WHITE 2'-6" SKIP LINE) GROOVING FOR RECESSED PAVEMENT MARKING 7"
- (O) MODIFIED URETHANE PAVEMENT MARKING - LETTERS & SYMBOLS (WHITE)
- (P) MODIFIED URETHANE PAVEMENT MARKING - LINE 4" (YELLOW SOLID)
- (Q) MODIFIED URETHANE PAVEMENT MARKING - LINE 6" (WHITE SOLID)
- (R) MODIFIED URETHANE PAVEMENT MARKING - LINE 8" (WHITE SOLID)
- (S) MODIFIED URETHANE PAVEMENT MARKING - LINE 12" (WHITE 45° DIAGONALS) SPACING SHOWN IN PLANS
- (T) MODIFIED URETHANE PAVEMENT MARKING - LINE 12" (WHITE 45° CHEVRONS @ 10' SPACING)
- (U) MODIFIED URETHANE PAVEMENT MARKING - LINE 12" (WHITE 45° CROSSWALKS)
- (V) MODIFIED URETHANE PAVEMENT MARKING - LINE 24" (WHITE STOP BARS)
- (W) MODIFIED URETHANE PAVEMENT MARKING - LINE 4" (WHITE SOLID)
- (X) MODIFIED URETHANE PAVEMENT MARKING - LINE 12" (YELLOW 45° DIAGONALS)
- (Y) THERMOPLASTIC PAVEMENT MARKING - LINE 24" (WHITE STOP BAR)
- (Z) THERMOPLASTIC PAVEMENT MARKING - LINE 4" (DOUBLE YELLOW, 11" C-C)
- (AA) THERMOPLASTIC PAVEMENT MARKING - LINE 6" (WHITE 2'-6" SKIP LINE)
- (AB) THERMOPLASTIC PAVEMENT MARKING - LINE 6" (SOLID WHITE)
- (AC) THERMOPLASTIC PAVEMENT MARKING - LINE 12" (YELLOW 45° DIAGONALS @ 75' SPACING, 5 MIN)
- (AD) THERMOPLASTIC PAVEMENT MARKING - LINE 12" (YELLOW 45° DIAGONALS) SPACING SHOWN IN PLANS



	USER NAME = jschumann	DESIGNED - ABEE	REVISED - 05/26/2022 JLS	<b>STATE OF ILLINOIS</b> <b>DEPARTMENT OF TRANSPORTATION</b>	<b>PAVEMENT MARKING AND SIGNING PLAN I-55 - II</b> <b>I-55 AT IL RTE 59 INTERCHANGE</b>	F.A./P.RTE.	SECTION	COUNTY	TOTAL SHEETS	SHEET NO.
	PLOT SCALE = 1200,0000 ' / ft.	CHECKED - JTOBERGTE	REVISED -			SPM19	2018-075-R	WILL	1510	781
	PLOT DATE = 5/26/2022	DATE - 05/16/2022	REVISED -	SCALE: 1"=50'	SHEET OF SHEETS	STA. TO STA.	CONTRACT NO. 62H15			
						* FAI 55, FAP 338 ILLINOIS FED. AID PROJECT				

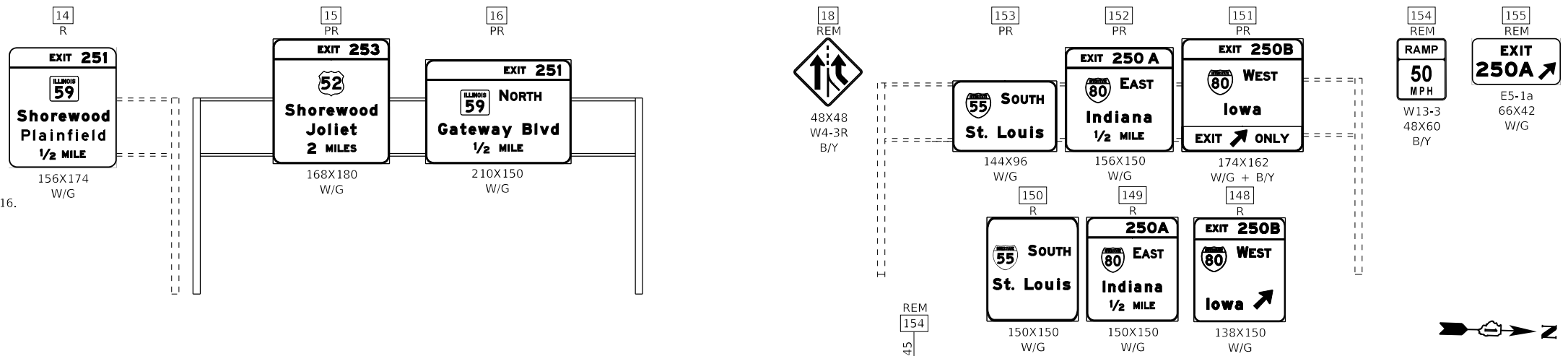
MODEL: Default  
 FILE: \\bentley.com\pub\p01\Documents\107005\107040\001\Eng\_Docs\_Phasa\_B\Print\_Mkg\_Sign\_Accurate\Sheet\062H15-sht-pmk-55-002.dgn  
 D:\62H15-sht-pmk-55-002.dgn  
 55432  
 2012/11/30

**NOTES**

- SEE GENERAL PAVEMENT MARKING AND SIGNING NOTES ON SHEET SPM-16.
- MEDIAN CURB MARKINGS SHALL BE APPLIED IN ACCORDANCE WITH THE MEDIAN CURB PAVEMENT MARKING DETAIL ON SHEET SPM-17. THIS WORK WILL BE MEASURED AND PAID FOR SEPARATELY UNDER THE ITEM MODIFIED URETHANE PAVEMENT MARKING - LETTERS AND SYMBOLS.
- RAISED REFLECTIVE PAVEMENT MARKERS SHALL BE OMITTED ON THE BRIDGE APPROACH PAVEMENT AND BRIDGE DECK.
- CURB REFLECTORS SHALL BE PLACED IN ACCORDANCE WITH DETAIL A ON SHEET SPM-16. ALL CURB REFLECTOR COLORS SHALL MATCH THE COLOR OF THE PAVEMENT MARKING LINE ADJACENT TO THE CURB REFLECTOR.
- CURB MARKINGS SHALL BE OMITTED ON ALL THE DIVERGING DIAMOND INTERCHANGE CHANNELIZING ISLANDS.
- REPLACEMENT REFLECTORS ON I-55.

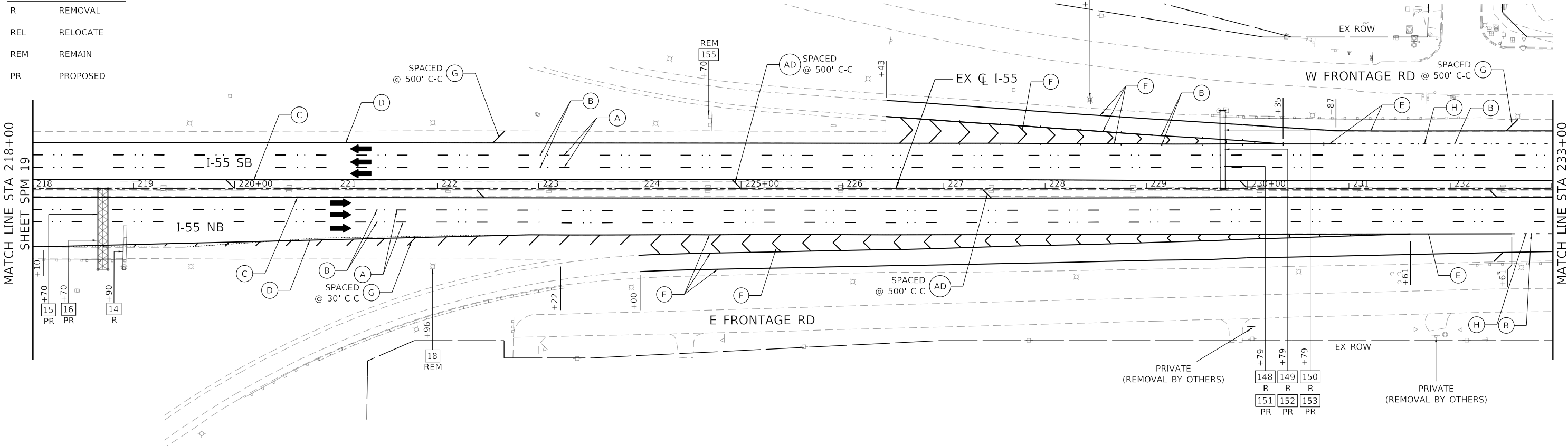
**SIGNING LEGEND**

- R REMOVAL
- REL RELOCATE
- REM REMAIN
- PR PROPOSED



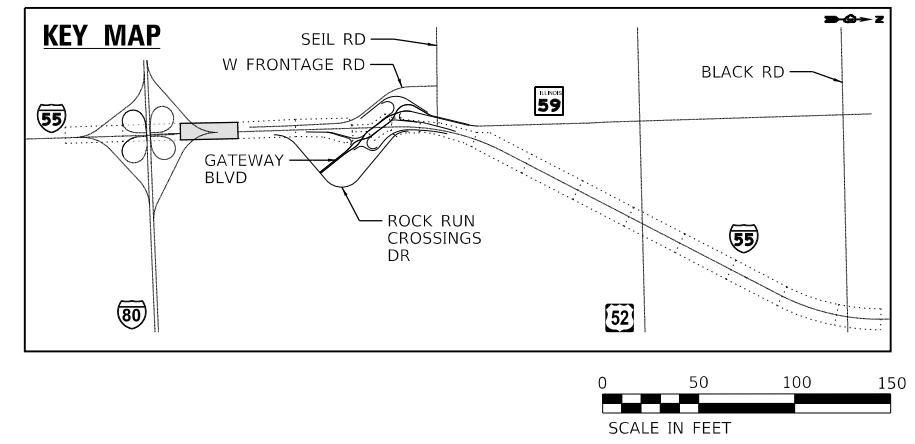
MATCH LINE STA 218+00 SHEET SPM 19

MATCH LINE STA 233+00 SHEET SPM 21



**PAVEMENT MARKING LEGEND**

- (A) PREFORMED PLASTIC PAVEMENT MARKING, TYPE D - LINE 5" (WHITE 10'-30' SKIP LINE) GROOVING FOR RECESSED PAVEMENT MARKING 6"
- (B) RAISED REFLECTIVE PAVEMENT MARKER
- (C) THERMOPLASTIC PAVEMENT MARKING - LINE 4" (SOLID YELLOW)
- (D) THERMOPLASTIC PAVEMENT MARKING - LINE 4" (SOLID WHITE)
- (E) THERMOPLASTIC PAVEMENT MARKING - LINE 8" (SOLID WHITE)
- (F) THERMOPLASTIC PAVEMENT MARKING - LINE 12" (WHITE CHEVRONS @ 30' SPACING)
- (G) THERMOPLASTIC PAVEMENT MARKING - LINE 12" (WHITE 45° DIAGONALS) SPACING SHOWN IN PLANS
- (H) PREFORMED PLASTIC PAVEMENT MARKING, TYPE D - LINE 8" (WHITE 3'-9" SKIP LINE) GROOVING FOR RECESSED PAVEMENT MARKING 9"
- (I) PREFORMED PLASTIC PAVEMENT MARKING, TYPE D - LINE 8" (CONTRAST WHITE 10'-30' SKIP LINE) GROOVING FOR RECESSED PAVEMENT MARKING 9"
- (J) THERMOPLASTIC PAVEMENT MARKING - LINE 4" (WHITE 10'-30' SKIP LINE)
- (K) PREFORMED PLASTIC PAVEMENT MARKING, TYPE D - LINE 4" (YELLOW 2'-6" SKIP LINE) GROOVING FOR RECESSED PAVEMENT MARKING 5"
- (L) PREFORMED PLASTIC PAVEMENT MARKING, TYPE D - LINE 4" (WHITE 2'-6" SKIP LINE) GROOVING FOR RECESSED PAVEMENT MARKING 5"
- (M) THERMOPLASTIC PAVEMENT MARKING - LETTERS & SYMBOLS (WHITE)
- (N) PREFORMED PLASTIC PAVEMENT MARKING, TYPE D - LINE 6" (WHITE 2'-6" SKIP LINE) GROOVING FOR RECESSED PAVEMENT MARKING 7"
- (O) MODIFIED URETHANE PAVEMENT MARKING - LETTERS & SYMBOLS (WHITE)
- (P) MODIFIED URETHANE PAVEMENT MARKING - LINE 4" (YELLOW SOLID)
- (Q) MODIFIED URETHANE PAVEMENT MARKING - LINE 6" (WHITE SOLID)
- (R) MODIFIED URETHANE PAVEMENT MARKING - LINE 8" (WHITE SOLID)
- (S) MODIFIED URETHANE PAVEMENT MARKING - LINE 12" (WHITE 45° DIAGONALS) SPACING SHOWN IN PLANS
- (T) MODIFIED URETHANE PAVEMENT MARKING - LINE 12" (WHITE 45° CHEVRONS @ 10' SPACING)
- (U) MODIFIED URETHANE PAVEMENT MARKING - LINE 12" (WHITE 45° CROSSWALKS)
- (V) MODIFIED URETHANE PAVEMENT MARKING - LINE 24" (WHITE STOP BARS)
- (W) MODIFIED URETHANE PAVEMENT MARKING - LINE 4" (WHITE SOLID)
- (X) MODIFIED URETHANE PAVEMENT MARKING - LINE 12" (YELLOW 45° DIAGONALS)
- (Y) THERMOPLASTIC PAVEMENT MARKING - LINE 24" (WHITE STOP BAR)
- (Z) THERMOPLASTIC PAVEMENT MARKING - LINE 4" (DOUBLE YELLOW, 11" C-C)
- (AA) THERMOPLASTIC PAVEMENT MARKING - LINE 6" (WHITE 2'-6" SKIP LINE)
- (AB) THERMOPLASTIC PAVEMENT MARKING - LINE 6" (SOLID WHITE)
- (AC) THERMOPLASTIC PAVEMENT MARKING - LINE 12" (YELLOW 45° DIAGONALS @ 75' SPACING, 5 MIN)
- (AD) THERMOPLASTIC PAVEMENT MARKING - LINE 12" (YELLOW 45° DIAGONALS) SPACING SHOWN IN PLANS



USER NAME = jschumann	DESIGNED - ABE	REVISED - 05/26/2022 JLS
PLOT SCALE = 1200,0000 ' / ft.	DRAWN - JNAKAWATASE	REVISED -
PLOT DATE = 5/26/2022	CHECKED - JTOBERGTE	REVISED -
	DATE - 05/16/2022	REVISED -

**STATE OF ILLINOIS  
DEPARTMENT OF TRANSPORTATION**

**PAVEMENT MARKING AND SIGNING PLAN I-55 - III  
I-55 AT IL RTE 59 INTERCHANGE**

SCALE: 1"=50'    SHEET OF SHEETS    STA. TO STA.

F.A./P.RTE.	SECTION	COUNTY	TOTAL SHEETS	SHEET NO.
SPM20	2018-075-R	WILL	1510	782
CONTRACT NO. 62H15			FED. AID PROJECT	

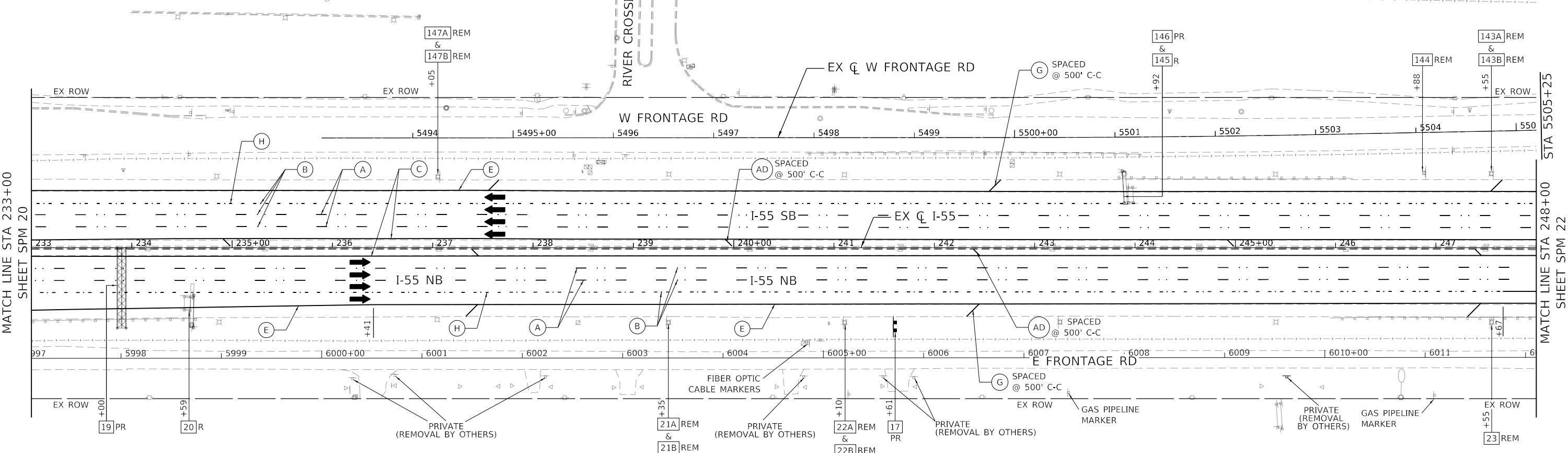
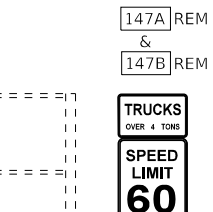
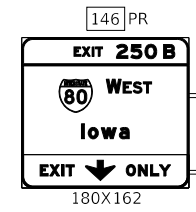

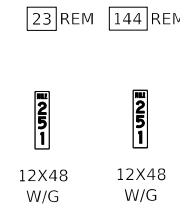
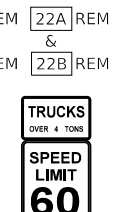
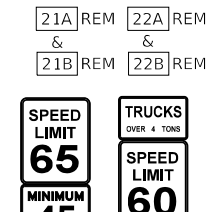
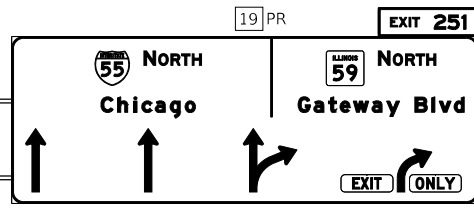
MODEL: Default  
FILE: \\s:\acc\p\pub\beresch-pw\beresch-pw-01\Documents\107005\10740\_000\Eng\_Docs\_Phase III\Print\_Mkg\_Sign\_Accurate\Sheets\062H15-shit-pmk-55-003.dgn  
D:\62H15-shit-pmk-55-003.dgn  
55432  
2012/11/30

**NOTES**

- SEE GENERAL PAVEMENT MARKING AND SIGNING NOTES ON SHEET SPM-16.
- MEDIAN CURB MARKINGS SHALL BE APPLIED IN ACCORDANCE WITH THE MEDIAN CURB PAVEMENT MARKING DETAIL ON SHEET SPM-17. THIS WORK WILL BE MEASURED AND PAID FOR SEPARATELY UNDER THE ITEM MODIFIED URETHANE PAVEMENT MARKING - LETTERS AND SYMBOLS.
- RAISED REFLECTIVE PAVEMENT MARKERS SHALL BE OMITTED ON THE BRIDGE APPROACH PAVEMENT AND BRIDGE DECK.
- CURB REFLECTORS SHALL BE PLACED IN ACCORDANCE WITH DETAIL A ON SHEET SPM-16. ALL CURB REFLECTOR COLORS SHALL MATCH THE COLOR OF THE PAVEMENT MARKING LINE ADJACENT TO THE CURB REFLECTOR.
- CURB MARKINGS SHALL BE OMITTED ON ALL THE DIVERGING DIAMOND INTERCHANGE CHANNELIZING ISLANDS.
- REPLACEMENT REFLECTORS ON I-55.

**SIGNING LEGEND**


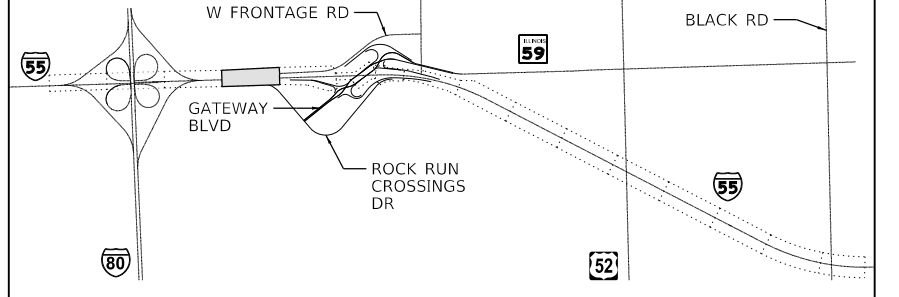
- R REMOVAL
- REL RELOCATE
- REM REMAIN
- PR PROPOSED



**PAVEMENT MARKING LEGEND**

- (A) PREFORMED PLASTIC PAVEMENT MARKING, TYPE D - LINE 5" (WHITE 10'-30" SKIP LINE) GROOVING FOR RECESSED PAVEMENT MARKING 6"
- (B) RAISED REFLECTIVE PAVEMENT MARKER
- (C) THERMOPLASTIC PAVEMENT MARKING - LINE 4" (SOLID YELLOW)
- (D) THERMOPLASTIC PAVEMENT MARKING - LINE 4" (SOLID WHITE)
- (E) THERMOPLASTIC PAVEMENT MARKING - LINE 8" (SOLID WHITE)
- (F) THERMOPLASTIC PAVEMENT MARKING - LINE 12" (WHITE CHEVRONS @ 30' SPACING)
- (G) THERMOPLASTIC PAVEMENT MARKING - LINE 12" (WHITE 45° DIAGONALS) SPACING SHOWN IN PLANS
- (H) PREFORMED PLASTIC PAVEMENT MARKING, TYPE D - LINE 8" (WHITE 3'-9" SKIP LINE) GROOVING FOR RECESSED PAVEMENT MARKING 9"
- (I) PREFORMED PLASTIC PAVEMENT MARKING, TYPE D - LINE 8" (CONTRAST WHITE 10'-30" SKIP LINE) GROOVING FOR RECESSED PAVEMENT MARKING 9"
- (J) THERMOPLASTIC PAVEMENT MARKING - LINE 4" (WHITE 10'-30" SKIP LINE)
- (K) PREFORMED PLASTIC PAVEMENT MARKING, TYPE D - LINE 4" (YELLOW 2'-6" SKIP LINE) GROOVING FOR RECESSED PAVEMENT MARKING 5"
- (L) PREFORMED PLASTIC PAVEMENT MARKING, TYPE D - LINE 4" (WHITE 2'-6" SKIP LINE) GROOVING FOR RECESSED PAVEMENT MARKING 5"
- (M) THERMOPLASTIC PAVEMENT MARKING - LETTERS & SYMBOLS (WHITE)
- (N) PREFORMED PLASTIC PAVEMENT MARKING, TYPE D - LINE 6" (WHITE 2'-6" SKIP LINE) GROOVING FOR RECESSED PAVEMENT MARKING 7"
- (O) MODIFIED URETHANE PAVEMENT MARKING - LETTERS & SYMBOLS (WHITE)
- (P) MODIFIED URETHANE PAVEMENT MARKING - LINE 4" (YELLOW SOLID)
- (Q) MODIFIED URETHANE PAVEMENT MARKING - LINE 6" (WHITE SOLID)
- (R) MODIFIED URETHANE PAVEMENT MARKING - LINE 8" (WHITE SOLID)
- (S) MODIFIED URETHANE PAVEMENT MARKING - LINE 12" (WHITE 45° DIAGONALS) SPACING SHOWN IN PLANS
- (T) MODIFIED URETHANE PAVEMENT MARKING - LINE 12" (WHITE 45° CHEVRONS @ 10' SPACING)
- (U) MODIFIED URETHANE PAVEMENT MARKING - LINE 12" (WHITE 45° CROSSWALKS)
- (V) MODIFIED URETHANE PAVEMENT MARKING - LINE 24" (WHITE STOP BARS)
- (W) MODIFIED URETHANE PAVEMENT MARKING - LINE 4" (WHITE SOLID)
- (X) MODIFIED URETHANE PAVEMENT MARKING - LINE 12" (YELLOW 45° DIAGONALS)
- (Y) THERMOPLASTIC PAVEMENT MARKING - LINE 24" (WHITE STOP BAR)
- (Z) THERMOPLASTIC PAVEMENT MARKING - LINE 4" (DOUBLE YELLOW, 11" C-C)
- (AA) THERMOPLASTIC PAVEMENT MARKING - LINE 6" (WHITE 2'-6" SKIP LINE)
- (AB) THERMOPLASTIC PAVEMENT MARKING - LINE 6" (SOLID WHITE)
- (AC) THERMOPLASTIC PAVEMENT MARKING - LINE 12" (YELLOW 45° DIAGONALS @ 75' SPACING, 5 MIN)
- (AD) THERMOPLASTIC PAVEMENT MARKING - LINE 12" (YELLOW 45° DIAGONALS) SPACING SHOWN IN PLANS

**KEY MAP**



USER NAME = jschumann	DESIGNED - ABEE	REVISED - 05/26/2022 JLS
PLOT SCALE = 1200,0000 ' / ft.	DRAWN - JNAKAWATASE	REVISED -
PLOT DATE = 5/26/2022	CHECKED - JTOBERGTE	REVISED -
	DATE - 05/16/2022	REVISED -

**STATE OF ILLINOIS  
DEPARTMENT OF TRANSPORTATION**

**PAVEMENT MARKING AND SIGNING PLAN I-55 - IV  
I-55 AT IL RTE 59 INTERCHANGE**

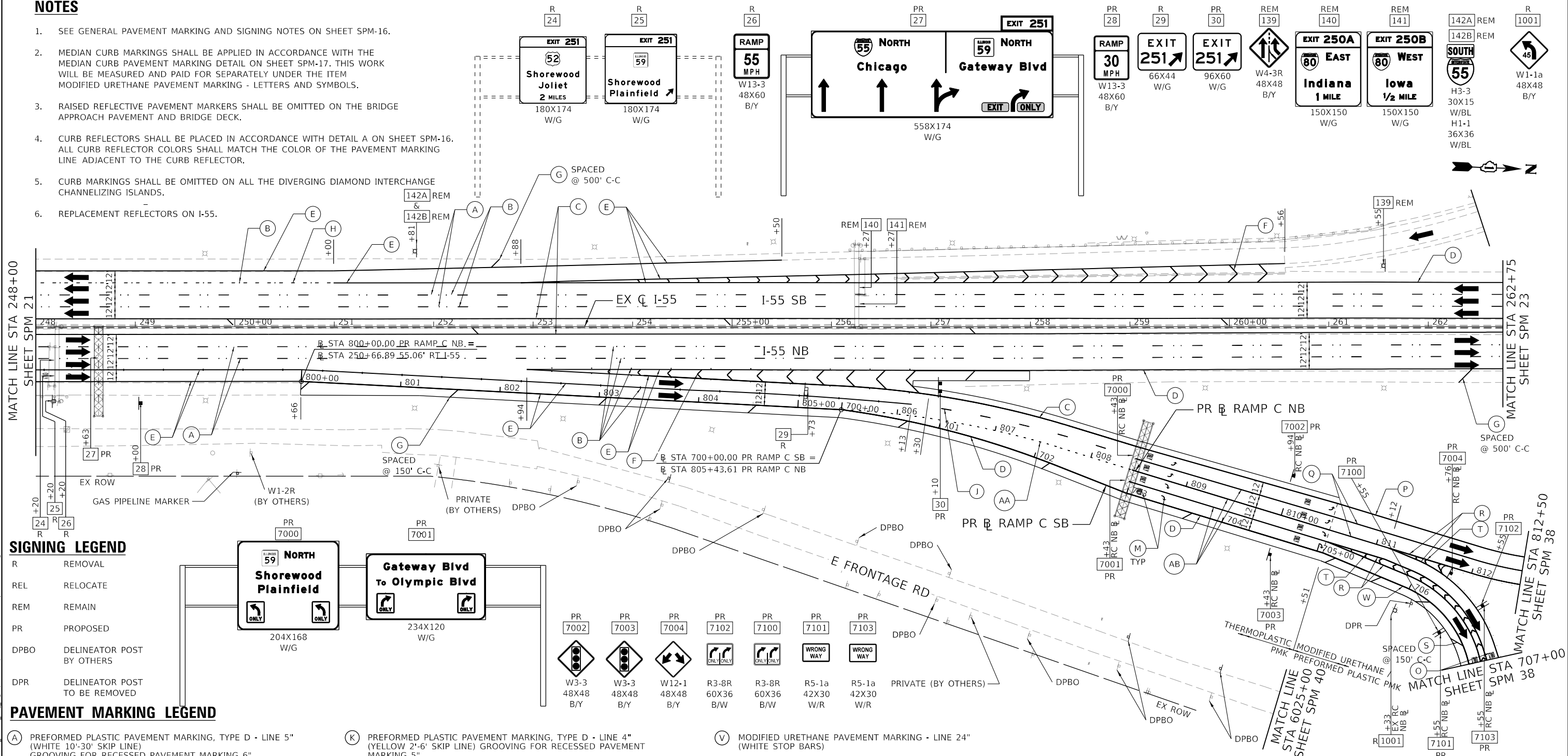
SCALE: 1"=50' SHEET OF SHEETS STA. TO STA.

F.A./P.RTE.	SECTION	COUNTY	TOTAL SHEETS	SHEET NO.
SPM21	2018-075-R	WILL	1510	783
CONTRACT NO. 62H15				

MODEL: Default  
 FILE: \\bentley-prod-bentley.com\baretech-pw-01\Documents\10200510740\001\Eng\_Docs\_Phase\_B\Print\_Mkg\_Sign\_Accurate\Sheets\0162H15-sht-pmk-55-004.dgn  
 D:\62H15-sht-pmk-55-004.dgn  
 55432  
 2012/11/30

**NOTES**

- SEE GENERAL PAVEMENT MARKING AND SIGNING NOTES ON SHEET SPM-16.
- MEDIAN CURB MARKINGS SHALL BE APPLIED IN ACCORDANCE WITH THE MEDIAN CURB PAVEMENT MARKING DETAIL ON SHEET SPM-17. THIS WORK WILL BE MEASURED AND PAID FOR SEPARATELY UNDER THE ITEM MODIFIED URETHANE PAVEMENT MARKING - LETTERS AND SYMBOLS.
- RAISED REFLECTIVE PAVEMENT MARKERS SHALL BE OMITTED ON THE BRIDGE APPROACH PAVEMENT AND BRIDGE DECK.
- CURB REFLECTORS SHALL BE PLACED IN ACCORDANCE WITH DETAIL A ON SHEET SPM-17. ALL CURB REFLECTOR COLORS SHALL MATCH THE COLOR OF THE PAVEMENT MARKING LINE ADJACENT TO THE CURB REFLECTOR.
- CURB MARKINGS SHALL BE OMITTED ON ALL THE DIVERGING DIAMOND INTERCHANGE CHANNELIZING ISLANDS.
- REPLACEMENT REFLECTORS ON I-55.




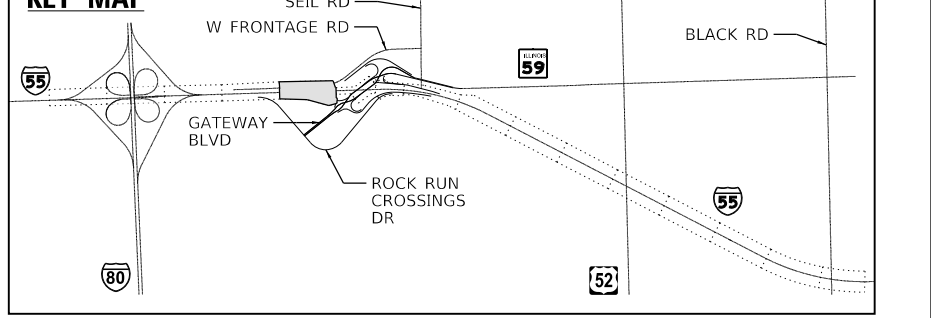
**SIGNING LEGEND**

- R REMOVAL
- REL RELOCATE
- REM REMAIN
- PR PROPOSED
- DPBO DELINEATOR POST BY OTHERS
- DPR DELINEATOR POST TO BE REMOVED

**PAVEMENT MARKING LEGEND**

- (A) PREFORMED PLASTIC PAVEMENT MARKING, TYPE D - LINE 5" (WHITE 10'-30" SKIP LINE) GROOVING FOR RECESSED PAVEMENT MARKING 6"
- (B) RAISED REFLECTIVE PAVEMENT MARKER
- (C) THERMOPLASTIC PAVEMENT MARKING - LINE 4" (SOLID YELLOW)
- (D) THERMOPLASTIC PAVEMENT MARKING - LINE 4" (SOLID WHITE)
- (E) THERMOPLASTIC PAVEMENT MARKING - LINE 8" (SOLID WHITE)
- (F) THERMOPLASTIC PAVEMENT MARKING - LINE 12" (WHITE CHEVRONS @ 30' SPACING)
- (G) THERMOPLASTIC PAVEMENT MARKING - LINE 12" (WHITE 45° DIAGONALS) SPACING SHOWN IN PLANS
- (H) PREFORMED PLASTIC PAVEMENT MARKING, TYPE D - LINE 8" (WHITE 3'-9" SKIP LINE) GROOVING FOR RECESSED PAVEMENT MARKING 9"
- (I) PREFORMED PLASTIC PAVEMENT MARKING, TYPE D - LINE 8" (CONTRAST WHITE 10'-30" SKIP LINE) GROOVING FOR RECESSED PAVEMENT MARKING 9"
- (J) THERMOPLASTIC PAVEMENT MARKING - LINE 4" (WHITE 10'-30" SKIP LINE)
- (K) PREFORMED PLASTIC PAVEMENT MARKING, TYPE D - LINE 4" (YELLOW 2'-6" SKIP LINE) GROOVING FOR RECESSED PAVEMENT MARKING 5"
- (L) PREFORMED PLASTIC PAVEMENT MARKING, TYPE D - LINE 4" (WHITE 2'-6" SKIP LINE) GROOVING FOR RECESSED PAVEMENT MARKING 5"
- (M) THERMOPLASTIC PAVEMENT MARKING - LETTERS & SYMBOLS (WHITE)
- (N) PREFORMED PLASTIC PAVEMENT MARKING, TYPE D - LINE 6" (WHITE 2'-6" SKIP LINE) GROOVING FOR RECESSED PAVEMENT MARKING 7"
- (O) MODIFIED URETHANE PAVEMENT MARKING - LETTERS & SYMBOLS (WHITE)
- (P) MODIFIED URETHANE PAVEMENT MARKING - LINE 4" (YELLOW SOLID)
- (Q) MODIFIED URETHANE PAVEMENT MARKING - LINE 6" (WHITE SOLID)
- (R) MODIFIED URETHANE PAVEMENT MARKING - LINE 8" (WHITE SOLID)
- (S) MODIFIED URETHANE PAVEMENT MARKING - LINE 12" (WHITE 45° DIAGONALS) SPACING SHOWN IN PLANS
- (T) MODIFIED URETHANE PAVEMENT MARKING - LINE 12" (WHITE 45° CHEVRONS @ 10' SPACING)
- (U) MODIFIED URETHANE PAVEMENT MARKING - LINE 12" (WHITE 45° CROSSWALKS)
- (V) MODIFIED URETHANE PAVEMENT MARKING - LINE 24" (WHITE STOP BARS)
- (W) MODIFIED URETHANE PAVEMENT MARKING - LINE 4" (WHITE SOLID)
- (X) MODIFIED URETHANE PAVEMENT MARKING - LINE 12" (YELLOW 45° DIAGONALS)
- (Y) THERMOPLASTIC PAVEMENT MARKING - LINE 24" (WHITE STOP BAR)
- (Z) THERMOPLASTIC PAVEMENT MARKING - LINE 4" (DOUBLE YELLOW, 11" C-C)
- (AA) THERMOPLASTIC PAVEMENT MARKING - LINE 6" (WHITE 2'-6" SKIP LINE)
- (AB) THERMOPLASTIC PAVEMENT MARKING - LINE 6" (SOLID WHITE)
- (AC) THERMOPLASTIC PAVEMENT MARKING - LINE 12" (YELLOW 45° DIAGONALS @ 75' SPACING, 5 MIN)
- (AD) THERMOPLASTIC PAVEMENT MARKING - LINE 12" (YELLOW 45° DIAGONALS) SPACING SHOWN IN PLANS

**KEY MAP**



MODEL: Default  
 FILE: \\s:\projects\62h15-sht-pmk-55-005.dgn  
 Accurate Group, Inc.  
 D:\62h15-sht-pmk-55-005.dgn  
 55432  
 2012/11/30

USER NAME = jschumann	DESIGNED - ABEE	REVISED - 05/26/2022 JLS
PLOT SCALE = 1200.0000' / ft.	DRAWN - JNAKAWATASE	REVISED -
PLOT DATE = 5/26/2022	CHECKED - JTOBERGTE	REVISED -
	DATE = 05/16/2022	REVISED -

**STATE OF ILLINOIS  
DEPARTMENT OF TRANSPORTATION**

**PAVEMENT MARKING AND SIGNING PLAN I-55 - V  
I-55 AT IL RTE 59 INTERCHANGE**

SCALE: 1"=50' SHEET OF SHEETS STA. TO STA.

F.A./P.RTE.	SECTION	COUNTY	TOTAL SHEETS	SHEET NO.
SPM22	2018-075-R	WILL	1510	784
CONTRACT NO. 62H15			* FAI 55, FAP 338 ILLINOIS FED. AID PROJECT	

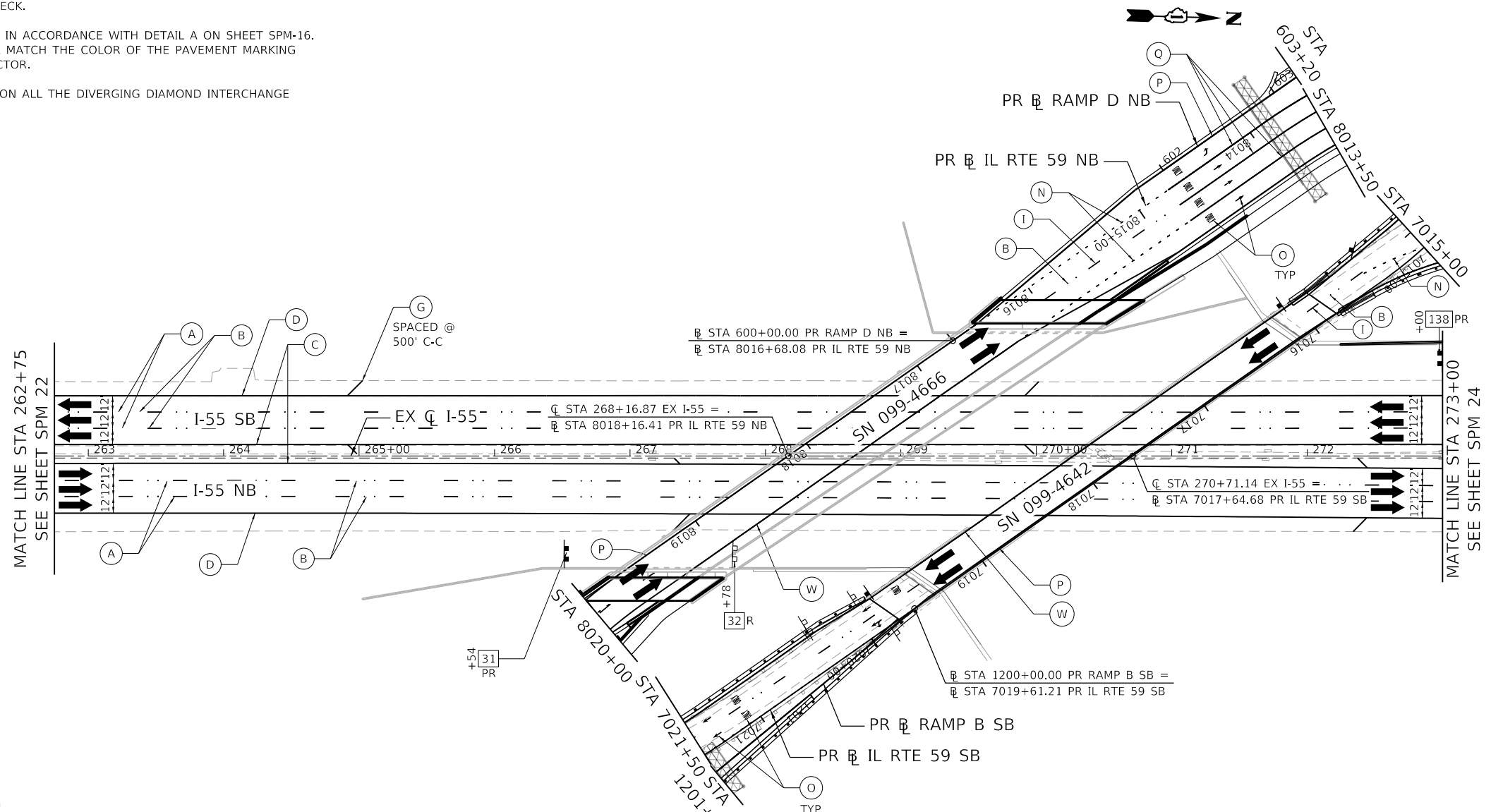
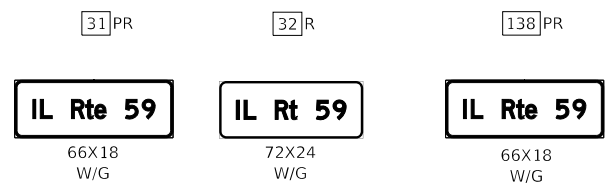


**NOTES**

- SEE GENERAL PAVEMENT MARKING AND SIGNING NOTES ON SHEET SPM-16.
- MEDIAN CURB MARKINGS SHALL BE APPLIED IN ACCORDANCE WITH THE MEDIAN CURB PAVEMENT MARKING DETAIL ON SHEET SPM-17. THIS WORK WILL BE MEASURED AND PAID FOR SEPARATELY UNDER THE ITEM MODIFIED URETHANE PAVEMENT MARKING - LETTERS AND SYMBOLS.
- RAISED REFLECTIVE PAVEMENT MARKERS SHALL BE OMITTED ON THE BRIDGE APPROACH PAVEMENT AND BRIDGE DECK.
- CURB REFLECTORS SHALL BE PLACED IN ACCORDANCE WITH DETAIL A ON SHEET SPM-16. ALL CURB REFLECTOR COLORS SHALL MATCH THE COLOR OF THE PAVEMENT MARKING LINE ADJACENT TO THE CURB REFLECTOR.
- CURB MARKINGS SHALL BE OMITTED ON ALL THE DIVERGING DIAMOND INTERCHANGE CHANNELIZING ISLANDS.
- REPLACEMENT REFLECTORS ON I-55.


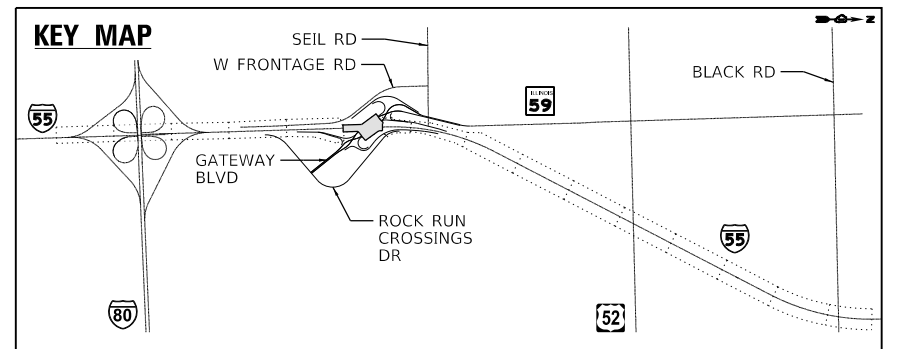
**SIGNING LEGEND**

- R REMOVAL
- REL RELOCATE
- REM REMAIN
- PR PROPOSED



**PAVEMENT MARKING LEGEND**

- (A) PREFORMED PLASTIC PAVEMENT MARKING, TYPE D - LINE 5" (WHITE 10'-30" SKIP LINE) GROOVING FOR RECESSED PAVEMENT MARKING 6"
- (B) RAISED REFLECTIVE PAVEMENT MARKER
- (C) THERMOPLASTIC PAVEMENT MARKING - LINE 4" (SOLID YELLOW)
- (D) THERMOPLASTIC PAVEMENT MARKING - LINE 4" (SOLID WHITE)
- (E) THERMOPLASTIC PAVEMENT MARKING - LINE 8" (SOLID WHITE)
- (F) THERMOPLASTIC PAVEMENT MARKING - LINE 12" (WHITE CHEVRONS @ 30' SPACING)
- (G) THERMOPLASTIC PAVEMENT MARKING - LINE 12" (WHITE 45° DIAGONALS) SPACING SHOWN IN PLANS
- (H) PREFORMED PLASTIC PAVEMENT MARKING, TYPE D - LINE 8" (WHITE 3'-9" SKIP LINE) GROOVING FOR RECESSED PAVEMENT MARKING 9"
- (I) PREFORMED PLASTIC PAVEMENT MARKING, TYPE D - LINE 8" (CONTRAST WHITE 10'-30" SKIP LINE) GROOVING FOR RECESSED PAVEMENT MARKING 9"
- (J) THERMOPLASTIC PAVEMENT MARKING - LINE 4" (WHITE 10'-30" SKIP LINE)
- (K) PREFORMED PLASTIC PAVEMENT MARKING, TYPE D - LINE 4" (YELLOW 2'-6" SKIP LINE) GROOVING FOR RECESSED PAVEMENT MARKING 5"
- (L) PREFORMED PLASTIC PAVEMENT MARKING, TYPE D - LINE 4" (WHITE 2'-6" SKIP LINE) GROOVING FOR RECESSED PAVEMENT MARKING 5"
- (M) THERMOPLASTIC PAVEMENT MARKING - LETTERS & SYMBOLS (WHITE)
- (N) PREFORMED PLASTIC PAVEMENT MARKING, TYPE D - LINE 6" (WHITE 2'-6" SKIP LINE) GROOVING FOR RECESSED PAVEMENT MARKING 7"
- (O) MODIFIED URETHANE PAVEMENT MARKING - LETTERS & SYMBOLS (WHITE)
- (P) MODIFIED URETHANE PAVEMENT MARKING - LINE 4" (YELLOW SOLID)
- (Q) MODIFIED URETHANE PAVEMENT MARKING - LINE 6" (WHITE SOLID)
- (R) MODIFIED URETHANE PAVEMENT MARKING - LINE 8" (WHITE SOLID)
- (S) MODIFIED URETHANE PAVEMENT MARKING - LINE 12" (WHITE 45° DIAGONALS) SPACING SHOWN IN PLANS
- (T) MODIFIED URETHANE PAVEMENT MARKING - LINE 12" (WHITE 45° CHEVRONS @ 10' SPACING)
- (U) MODIFIED URETHANE PAVEMENT MARKING - LINE 12" (WHITE 45° CROSSWALKS)
- (V) MODIFIED URETHANE PAVEMENT MARKING - LINE 24" (WHITE STOP BARS)
- (W) MODIFIED URETHANE PAVEMENT MARKING - LINE 4" (WHITE SOLID)
- (X) MODIFIED URETHANE PAVEMENT MARKING - LINE 12" (YELLOW 45° DIAGONALS)
- (Y) THERMOPLASTIC PAVEMENT MARKING - LINE 24" (WHITE STOP BAR)
- (Z) THERMOPLASTIC PAVEMENT MARKING - LINE 4" (DOUBLE YELLOW, 11" C-C)
- (AA) THERMOPLASTIC PAVEMENT MARKING - LINE 6" (WHITE 2'-6" SKIP LINE)
- (AB) THERMOPLASTIC PAVEMENT MARKING - LINE 6" (SOLID WHITE)
- (AC) THERMOPLASTIC PAVEMENT MARKING - LINE 12" (YELLOW 45° DIAGONALS @ 75' SPACING, 5 MIN)
- (AD) THERMOPLASTIC PAVEMENT MARKING - LINE 12" (YELLOW 45° DIAGONALS) SPACING SHOWN IN PLANS



MODEL: Default  
 FILE: \\nas01\pub\iberech\paw\iberech\paw\01\Documents\107005\107040\000\Eng\_Docs\_Phase\_III\Print\_Mkg\_Sign\_Accurate\Sheets\0162H15-shit-pmk-55-006.dgn  
 D:\62H15-shit-pmk-55-006.dgn  
 55432  
 2012/11/30



USER NAME = jschumann	DESIGNED - ABE	REVISED - 05/26/2022 JLS
PLOT SCALE = 1200.0000 ' / ft.	DRAWN - JNAKAWATASE	REVISED -
PLOT DATE = 5/26/2022	CHECKED - JTOBERGTE	REVISED -
	DATE - 05/16/2022	REVISED -

**STATE OF ILLINOIS**  
**DEPARTMENT OF TRANSPORTATION**

**PAVEMENT MARKING AND SIGNING PLAN I-55 - VI**  
**I-55 AT IL RTE 59 INTERCHANGE**  
 SCALE: 1"=50'    SHEET    OF    SHEETS    STA.    TO    STA.

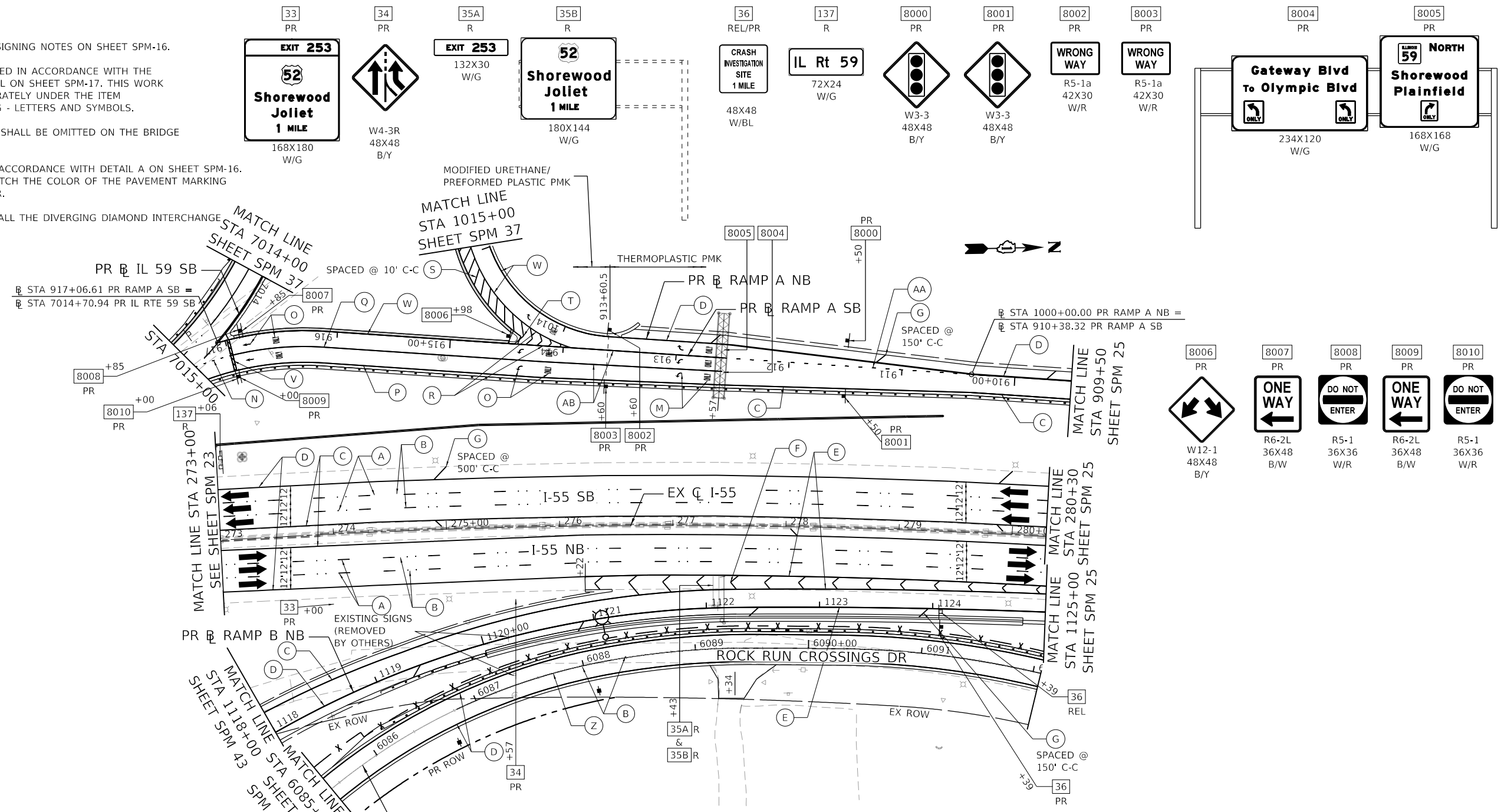
F.A./P. RTE.	SECTION	COUNTY	TOTAL SHEETS	SHEET NO.
SPM23	2018-075-R	WILL	1510	785
* FAI 55, FAP 338			ILLINOIS FED. AID PROJECT	
			CONTRACT NO. 62H15	

**NOTES**

- SEE GENERAL PAVEMENT MARKING AND SIGNING NOTES ON SHEET SPM-16.
- MEDIAN CURB MARKINGS SHALL BE APPLIED IN ACCORDANCE WITH THE MEDIAN CURB PAVEMENT MARKING DETAIL ON SHEET SPM-17. THIS WORK WILL BE MEASURED AND PAID FOR SEPARATELY UNDER THE ITEM MODIFIED URETHANE PAVEMENT MARKING - LETTERS AND SYMBOLS.
- RAISED REFLECTIVE PAVEMENT MARKERS SHALL BE OMITTED ON THE BRIDGE APPROACH PAVEMENT AND BRIDGE DECK.
- CURB REFLECTORS SHALL BE PLACED IN ACCORDANCE WITH DETAIL A ON SHEET SPM-16. ALL CURB REFLECTOR COLORS SHALL MATCH THE COLOR OF THE PAVEMENT MARKING LINE ADJACENT TO THE CURB REFLECTOR.
- CURB MARKINGS SHALL BE OMITTED ON ALL THE DIVERGING DIAMOND INTERCHANGE CHANNELIZING ISLANDS.
- REPLACEMENT REFLECTORS ON I-55.

**SIGNING LEGEND**


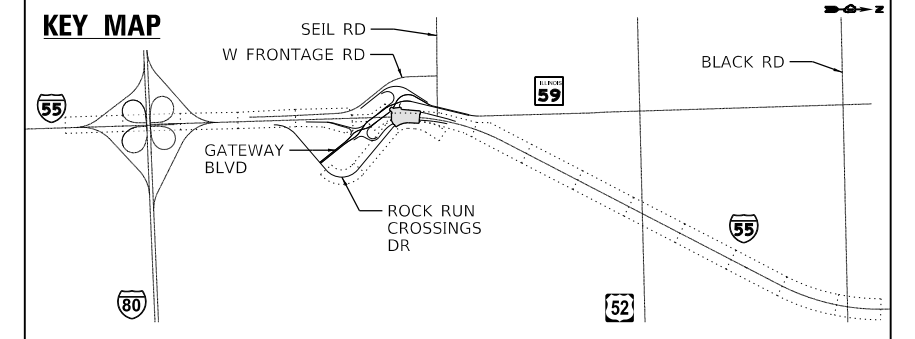
- R REMOVAL
- REL RELOCATE
- REM REMAIN
- PR PROPOSED



**PAVEMENT MARKING LEGEND**

- (A) PREFORMED PLASTIC PAVEMENT MARKING, TYPE D - LINE 5" (WHITE 10'-30" SKIP LINE) GROOVING FOR RECESSED PAVEMENT MARKING 6"
- (B) RAISED REFLECTIVE PAVEMENT MARKER
- (C) THERMOPLASTIC PAVEMENT MARKING - LINE 4" (SOLID YELLOW)
- (D) THERMOPLASTIC PAVEMENT MARKING - LINE 4" (SOLID WHITE)
- (E) THERMOPLASTIC PAVEMENT MARKING - LINE 8" (SOLID WHITE)
- (F) THERMOPLASTIC PAVEMENT MARKING - LINE 12" (WHITE CHEVRONS @ 30' SPACING)
- (G) THERMOPLASTIC PAVEMENT MARKING - LINE 12" (WHITE 45° DIAGONALS) SPACING SHOWN IN PLANS
- (H) PREFORMED PLASTIC PAVEMENT MARKING, TYPE D - LINE 8" (WHITE 3'-9" SKIP LINE) GROOVING FOR RECESSED PAVEMENT MARKING 9"
- (I) PREFORMED PLASTIC PAVEMENT MARKING, TYPE D - LINE 8" (CONTRAST WHITE 10'-30" SKIP LINE) GROOVING FOR RECESSED PAVEMENT MARKING 9"
- (J) THERMOPLASTIC PAVEMENT MARKING - LINE 4" (WHITE 10'-30" SKIP LINE)
- (K) PREFORMED PLASTIC PAVEMENT MARKING, TYPE D - LINE 4" (YELLOW 2'-6" SKIP LINE) GROOVING FOR RECESSED PAVEMENT MARKING 5"
- (L) PREFORMED PLASTIC PAVEMENT MARKING, TYPE D - LINE 4" (WHITE 2'-6" SKIP LINE) GROOVING FOR RECESSED PAVEMENT MARKING 5"
- (M) THERMOPLASTIC PAVEMENT MARKING - LETTERS & SYMBOLS (WHITE)
- (N) PREFORMED PLASTIC PAVEMENT MARKING, TYPE D - LINE 6" (WHITE 2'-6" SKIP LINE) GROOVING FOR RECESSED PAVEMENT MARKING 7"
- (O) MODIFIED URETHANE PAVEMENT MARKING - LETTERS & SYMBOLS (WHITE)
- (P) MODIFIED URETHANE PAVEMENT MARKING - LINE 4" (YELLOW SOLID)
- (Q) MODIFIED URETHANE PAVEMENT MARKING - LINE 6" (WHITE SOLID)
- (R) MODIFIED URETHANE PAVEMENT MARKING - LINE 8" (WHITE SOLID)
- (S) MODIFIED URETHANE PAVEMENT MARKING - LINE 12" (WHITE 45° DIAGONALS) SPACING SHOWN IN PLANS
- (T) MODIFIED URETHANE PAVEMENT MARKING - LINE 12" (WHITE 45° CHEVRONS @ 10' SPACING)
- (U) MODIFIED URETHANE PAVEMENT MARKING - LINE 12" (WHITE 45° CROSSWALKS)
- (V) MODIFIED URETHANE PAVEMENT MARKING - LINE 24" (WHITE STOP BARS)
- (W) MODIFIED URETHANE PAVEMENT MARKING - LINE 4" (WHITE SOLID)
- (X) MODIFIED URETHANE PAVEMENT MARKING - LINE 12" (YELLOW 45° DIAGONALS)
- (Y) THERMOPLASTIC PAVEMENT MARKING - LINE 24" (WHITE STOP BAR)
- (Z) THERMOPLASTIC PAVEMENT MARKING - LINE 4" (DOUBLE YELLOW, 11' C-C)
- (AA) THERMOPLASTIC PAVEMENT MARKING - LINE 6" (WHITE 2'-6" SKIP LINE)
- (AB) THERMOPLASTIC PAVEMENT MARKING - LINE 6" (SOLID WHITE)
- (AC) THERMOPLASTIC PAVEMENT MARKING - LINE 12" (YELLOW 45° DIAGONALS @ 75' SPACING, 5 MIN)
- (AD) THERMOPLASTIC PAVEMENT MARKING - LINE 12" (YELLOW 45° DIAGONALS) SPACING SHOWN IN PLANS

**KEY MAP**



MODEL: Default  
 FILE: \\bentley.com\pub\dwg\p01\Documents\1070051107140\_000\Eng\_Docs\_Phasa\_BIP\Print\_Mkg\_Sign\_Accurate\Sheets\162H15-sht-pmk-55-007.dgn  
 D:\62H15-sht-pmk-55-007.dgn  
 55432  
 2012/11/30



USER NAME = jschumann	DESIGNED - ABE	REVISED - 05/26/2022 JLS
PLOT SCALE = 1200,0000' / ft.	DRAWN - JNAKAWATASE	REVISED -
PLOT DATE = 5/26/2022	CHECKED - JTOBERGTE	REVISED -
	DATE - 05/16/2022	REVISED -

**STATE OF ILLINOIS**  
**DEPARTMENT OF TRANSPORTATION**

**PAVEMENT MARKING AND SIGNING PLAN I-55 - VII**  
**I-55 AT IL RTE 59 INTERCHANGE**

SCALE: 1"=50'    SHEET OF SHEETS    STA. TO STA.

F.A./P.RTE.	SECTION	COUNTY	TOTAL SHEETS	SHEET NO.
SPM24	2018-075-R	WILL	1510	786
CONTRACT NO. 62H15			* FAI 55, FAP 338	
ILLINOIS FED. AID PROJECT				

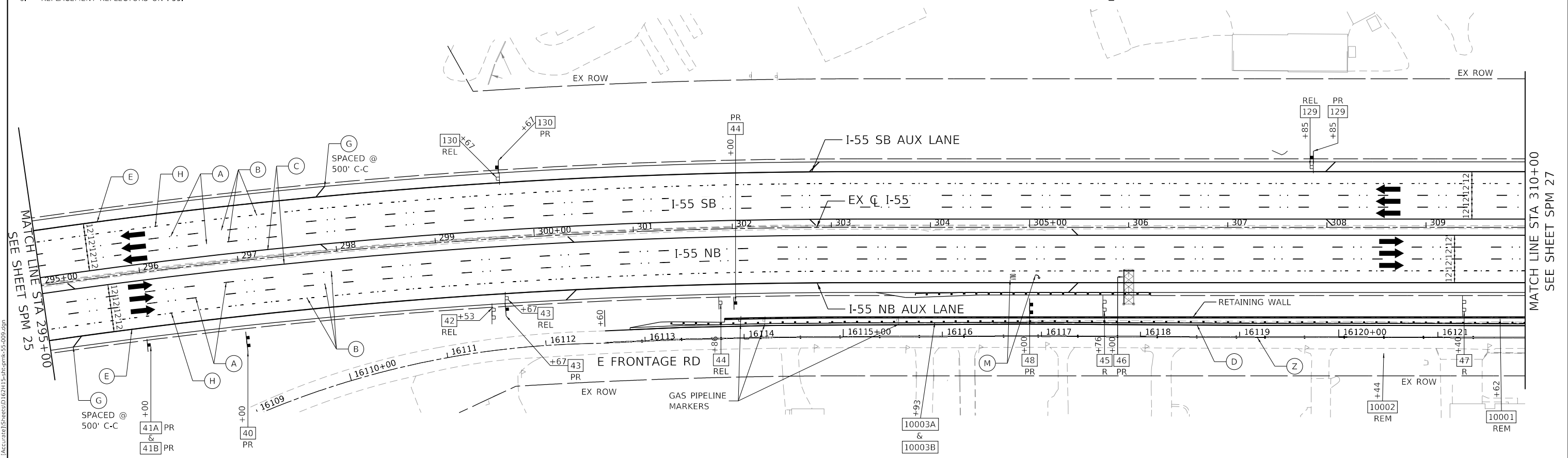


**NOTES**

- SEE GENERAL PAVEMENT MARKING AND SIGNING NOTES ON SHEET SPM-16.
- MEDIAN CURB MARKINGS SHALL BE APPLIED IN ACCORDANCE WITH THE MEDIAN CURB PAVEMENT MARKING DETAIL ON SHEET SPM-17. THIS WORK WILL BE MEASURED AND PAID FOR SEPARATELY UNDER THE ITEM MODIFIED URETHANE PAVEMENT MARKING - LETTERS AND SYMBOLS.
- RAISED REFLECTIVE PAVEMENT MARKERS SHALL BE OMITTED ON THE BRIDGE APPROACH PAVEMENT AND BRIDGE DECK.
- CURB REFLECTORS SHALL BE PLACED IN ACCORDANCE WITH DETAIL A ON SHEET SPM-16. ALL CURB REFLECTOR COLORS SHALL MATCH THE COLOR OF THE PAVEMENT MARKING LINE ADJACENT TO THE CURB REFLECTOR.
- CURB MARKINGS SHALL BE OMITTED ON ALL THE DIVERGING DIAMOND INTERCHANGE CHANNELIZING ISLANDS.
- REPLACEMENT REFLECTORS ON I-55.

**SIGNING LEGEND**


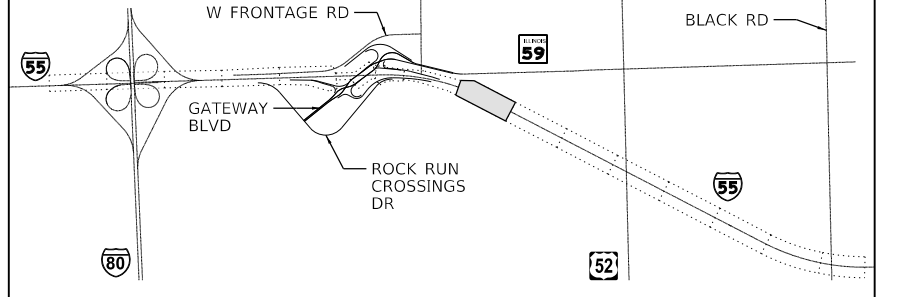
- R REMOVAL
- REL RELOCATE
- REM REMAIN
- PR PROPOSED



**PAVEMENT MARKING LEGEND**

- (A) PREFORMED PLASTIC PAVEMENT MARKING, TYPE D - LINE 5" (WHITE 10'-30" SKIP LINE) GROOVING FOR RECESSED PAVEMENT MARKING 6"
- (B) RAISED REFLECTIVE PAVEMENT MARKER
- (C) THERMOPLASTIC PAVEMENT MARKING - LINE 4" (SOLID YELLOW)
- (D) THERMOPLASTIC PAVEMENT MARKING - LINE 4" (SOLID WHITE)
- (E) THERMOPLASTIC PAVEMENT MARKING - LINE 8" (SOLID WHITE)
- (F) THERMOPLASTIC PAVEMENT MARKING - LINE 12" (WHITE CHEVRONS @ 30' SPACING)
- (G) THERMOPLASTIC PAVEMENT MARKING - LINE 12" (WHITE 45° DIAGONALS) SPACING SHOWN IN PLANS
- (H) PREFORMED PLASTIC PAVEMENT MARKING, TYPE D - LINE 8" (WHITE 3'-9" SKIP LINE) GROOVING FOR RECESSED PAVEMENT MARKING 9"
- (I) PREFORMED PLASTIC PAVEMENT MARKING, TYPE D - LINE 8" (CONTRAST WHITE 10'-30" SKIP LINE) GROOVING FOR RECESSED PAVEMENT MARKING 9"
- (J) THERMOPLASTIC PAVEMENT MARKING - LINE 4" (WHITE 10'-30" SKIP LINE)
- (K) PREFORMED PLASTIC PAVEMENT MARKING, TYPE D - LINE 4" (YELLOW 2'-6" SKIP LINE) GROOVING FOR RECESSED PAVEMENT MARKING 5"
- (L) PREFORMED PLASTIC PAVEMENT MARKING, TYPE D - LINE 4" (WHITE 2'-6" SKIP LINE) GROOVING FOR RECESSED PAVEMENT MARKING 5"
- (M) THERMOPLASTIC PAVEMENT MARKING - LETTERS & SYMBOLS (WHITE)
- (N) PREFORMED PLASTIC PAVEMENT MARKING, TYPE D - LINE 6" (WHITE 2'-6" SKIP LINE) GROOVING FOR RECESSED PAVEMENT MARKING 7"
- (O) MODIFIED URETHANE PAVEMENT MARKING - LETTERS & SYMBOLS (WHITE)
- (P) MODIFIED URETHANE PAVEMENT MARKING - LINE 4" (YELLOW SOLID)
- (Q) MODIFIED URETHANE PAVEMENT MARKING - LINE 6" (WHITE SOLID)
- (R) MODIFIED URETHANE PAVEMENT MARKING - LINE 8" (WHITE SOLID)
- (S) MODIFIED URETHANE PAVEMENT MARKING - LINE 12" (WHITE 45° DIAGONALS) SPACING SHOWN IN PLANS
- (T) MODIFIED URETHANE PAVEMENT MARKING - LINE 12" (WHITE 45° CHEVRONS @ 10' SPACING)
- (U) MODIFIED URETHANE PAVEMENT MARKING - LINE 12" (WHITE 45° CROSSWALKS)
- (V) MODIFIED URETHANE PAVEMENT MARKING - LINE 24" (WHITE STOP BARS)
- (W) MODIFIED URETHANE PAVEMENT MARKING - LINE 4" (WHITE SOLID)
- (X) MODIFIED URETHANE PAVEMENT MARKING - LINE 12" (YELLOW 45° DIAGONALS)
- (Y) THERMOPLASTIC PAVEMENT MARKING - LINE 24" (WHITE STOP BAR)
- (Z) THERMOPLASTIC PAVEMENT MARKING - LINE 4" (DOUBLE YELLOW, 11" C-C)
- (AA) THERMOPLASTIC PAVEMENT MARKING - LINE 6" (WHITE 2'-6" SKIP LINE)
- (AB) THERMOPLASTIC PAVEMENT MARKING - LINE 6" (SOLID WHITE)
- (AC) THERMOPLASTIC PAVEMENT MARKING - LINE 12" (YELLOW 45° DIAGONALS @ 75' SPACING, 5 MIN)
- (AD) THERMOPLASTIC PAVEMENT MARKING - LINE 12" (YELLOW 45° DIAGONALS) SPACING SHOWN IN PLANS

**KEY MAP**



MODEL: Default  
 FILE: \\bentley-px-bentley.com\share\p\01\Documents\107005\107140\001\Eng\_Docs\_Phase\_B\Print\_Mkg\_Sign\_Accurate\Sheets\0162H15-sht-pmk-55-009.dgn  
 D:\62H15-sht-pmk-55-009.dgn  
 55432  
 2012/11/30



USER NAME = jschumann	DESIGNED - ABE	REVISED - 05/26/2022 JLS
PLOT SCALE = 1200,0000 ' / ft.	DRAWN - JNAKAWATASE	REVISED -
PLOT DATE = 5/26/2022	CHECKED - JTOBERGTE	REVISED -
	DATE - 05/16/2022	REVISED -

**STATE OF ILLINOIS**  
**DEPARTMENT OF TRANSPORTATION**

**PAVEMENT MARKING AND SIGNING PLAN I-55 - IX**  
**I-55 AT IL RTE 59 INTERCHANGE**

SCALE: 1"=50'    SHEET    OF    SHEETS    STA.    TO    STA.

F.A./P. RTE.	SECTION	COUNTY	TOTAL SHEETS	SHEET NO.
SPM26	2018-075-R	WILL	1510	788
CONTRACT NO. 62H15				
* FAI 55, FAP 338    ILLINOIS    FED. AID PROJECT				



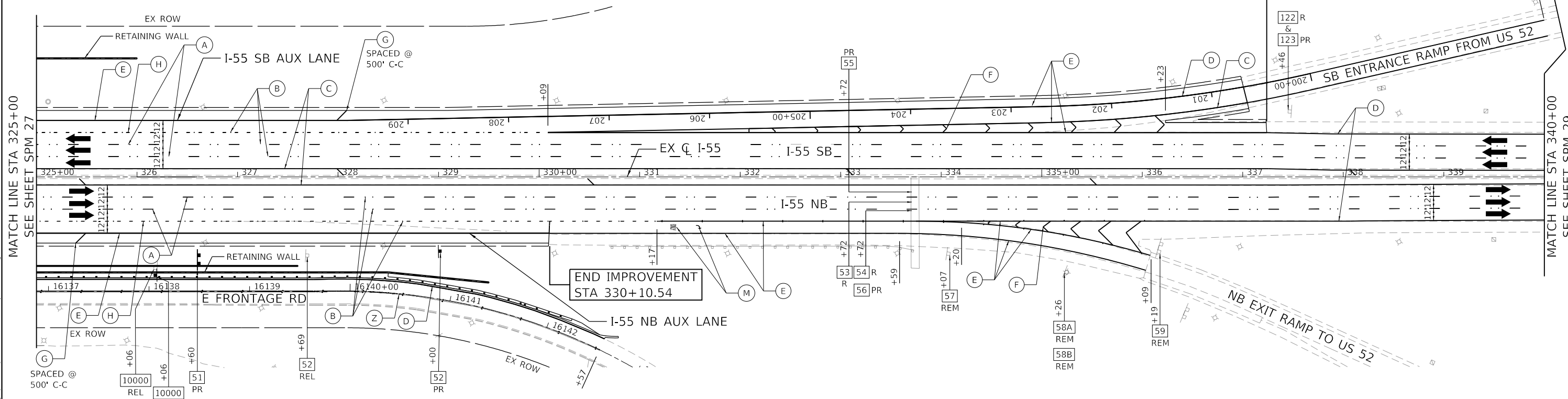
**NOTES**

- SEE GENERAL PAVEMENT MARKING AND SIGNING NOTES ON SHEET SPM-16.
- MEDIAN CURB MARKINGS SHALL BE APPLIED IN ACCORDANCE WITH THE MEDIAN CURB PAVEMENT MARKING DETAIL ON SHEET SPM-17. THIS WORK WILL BE MEASURED AND PAID FOR SEPARATELY UNDER THE ITEM MODIFIED URETHANE PAVEMENT MARKING - LETTERS AND SYMBOLS.
- RAISED REFLECTIVE PAVEMENT MARKERS SHALL BE OMITTED ON THE BRIDGE APPROACH PAVEMENT AND BRIDGE DECK.
- CURB REFLECTORS SHALL BE PLACED IN ACCORDANCE WITH DETAIL A ON SHEET SPM-16. ALL CURB REFLECTOR COLORS SHALL MATCH THE COLOR OF THE PAVEMENT MARKING LINE ADJACENT TO THE CURB REFLECTOR.
- CURB MARKINGS SHALL BE OMITTED ON ALL THE DIVERGING DIAMOND INTERCHANGE CHANNELIZING ISLANDS.
- REPLACEMENT REFLECTORS ON I-55.

**SIGNING LEGEND**

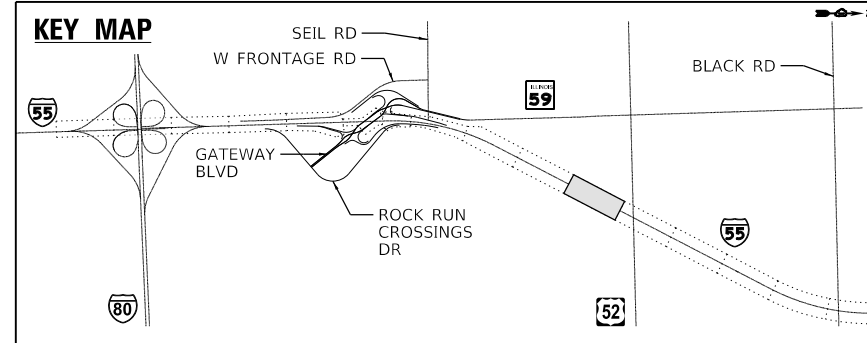
R	REMOVAL	52	REL/PR
REL	RELOCATE		48X48 W/BL
REM	REMAIN		
PR	PROPOSED		

55 PR 138X180 W/G	56 PR 174X186 W/G + B/Y	57 REM W13-3 48X60 B/Y	58A REM 58B REM 48X36 W/BL M6-2 30X18 W/BL	59 REM E5-1a 90X60 W/G	122 R W4-1R 48X48 B/Y	123 PR W4-3R 48X48 B/Y	10000 REL/PR R2-1 30X36 B/W
53 R 138X150 W/G	54 R 192X150 W/G						



**PAVEMENT MARKING LEGEND**

- |   |   |  |
|---|---|--|
| (A) PREFORMED PLASTIC PAVEMENT MARKING, TYPE D - LINE 5" (WHITE 10'-30' SKIP LINE) GROOVING FOR RECESSED PAVEMENT MARKING 6"          | (K) PREFORMED PLASTIC PAVEMENT MARKING, TYPE D - LINE 4" (YELLOW 2'-6" SKIP LINE) GROOVING FOR RECESSED PAVEMENT MARKING 5" | (V) MODIFIED URETHANE PAVEMENT MARKING - LINE 24" (WHITE STOP BARS)                          |
| (B) RAISED REFLECTIVE PAVEMENT MARKER   | (L) PREFORMED PLASTIC PAVEMENT MARKING, TYPE D - LINE 4" (WHITE 2'-6" SKIP LINE) GROOVING FOR RECESSED PAVEMENT MARKING 5"  | (W) MODIFIED URETHANE PAVEMENT MARKING - LINE 4" (WHITE SOLID)                               |
| (C) THERMOPLASTIC PAVEMENT MARKING - LINE 4" (SOLID YELLOW)   | (M) THERMOPLASTIC PAVEMENT MARKING - LETTERS & SYMBOLS (WHITE)  | (X) MODIFIED URETHANE PAVEMENT MARKING - LINE 12" (YELLOW 45° DIAGONALS)                     |
| (D) THERMOPLASTIC PAVEMENT MARKING - LINE 4" (SOLID WHITE)  | (N) PREFORMED PLASTIC PAVEMENT MARKING, TYPE D - LINE 6" (WHITE 2'-6" SKIP LINE) GROOVING FOR RECESSED PAVEMENT MARKING 7"  | (Y) THERMOPLASTIC PAVEMENT MARKING - LINE 24" (WHITE STOP BAR)                               |
| (E) THERMOPLASTIC PAVEMENT MARKING - LINE 8" (SOLID WHITE)  | (O) MODIFIED URETHANE PAVEMENT MARKING - LETTERS & SYMBOLS (WHITE)  | (Z) THERMOPLASTIC PAVEMENT MARKING - LINE 4" (DOUBLE YELLOW, 11" C-C)                        |
| (F) THERMOPLASTIC PAVEMENT MARKING - LINE 12" (WHITE CHEVRONS @ 30' SPACING)  | (P) MODIFIED URETHANE PAVEMENT MARKING - LINE 4" (YELLOW SOLID)   | (AA) THERMOPLASTIC PAVEMENT MARKING - LINE 6" (WHITE 2'-6" SKIP LINE)                        |
| (G) THERMOPLASTIC PAVEMENT MARKING - LINE 12" (WHITE 45° DIAGONALS) SPACING SHOWN IN PLANS  | (Q) MODIFIED URETHANE PAVEMENT MARKING - LINE 6" (WHITE SOLID)  | (AB) THERMOPLASTIC PAVEMENT MARKING - LINE 6" (SOLID WHITE)                                  |
| (H) PREFORMED PLASTIC PAVEMENT MARKING, TYPE D - LINE 8" (WHITE 3'-9" SKIP LINE) GROOVING FOR RECESSED PAVEMENT MARKING 9"            | (R) MODIFIED URETHANE PAVEMENT MARKING - LINE 8" (WHITE SOLID)  | (AC) THERMOPLASTIC PAVEMENT MARKING - LINE 12" (YELLOW 45° DIAGONALS @ 75' SPACING, 5 MIN)   |
| (I) PREFORMED PLASTIC PAVEMENT MARKING, TYPE D - LINE 8" (CONTRAST WHITE 10'-30' SKIP LINE) GROOVING FOR RECESSED PAVEMENT MARKING 9" | (S) MODIFIED URETHANE PAVEMENT MARKING - LINE 12" (WHITE 45° DIAGONALS) SPACING SHOWN IN PLANS                              | (AD) THERMOPLASTIC PAVEMENT MARKING - LINE 12" (YELLOW 45° DIAGONALS) SPACING SHOWN IN PLANS |
| (J) THERMOPLASTIC PAVEMENT MARKING - LINE 4" (WHITE 10'-30' SKIP LINE)  | (T) MODIFIED URETHANE PAVEMENT MARKING - LINE 12" (WHITE 45° CHEVRONS @ 10' SPACING)  |  |
|   | (U) MODIFIED URETHANE PAVEMENT MARKING - LINE 12" (WHITE 45° CROSSWALKS)  |  |



MODEL: Default  
 FILE: \\bentley.com\...  
 D:\62H15-sht-pmk-55-011.dgn  
 55432  
 2012/11/30

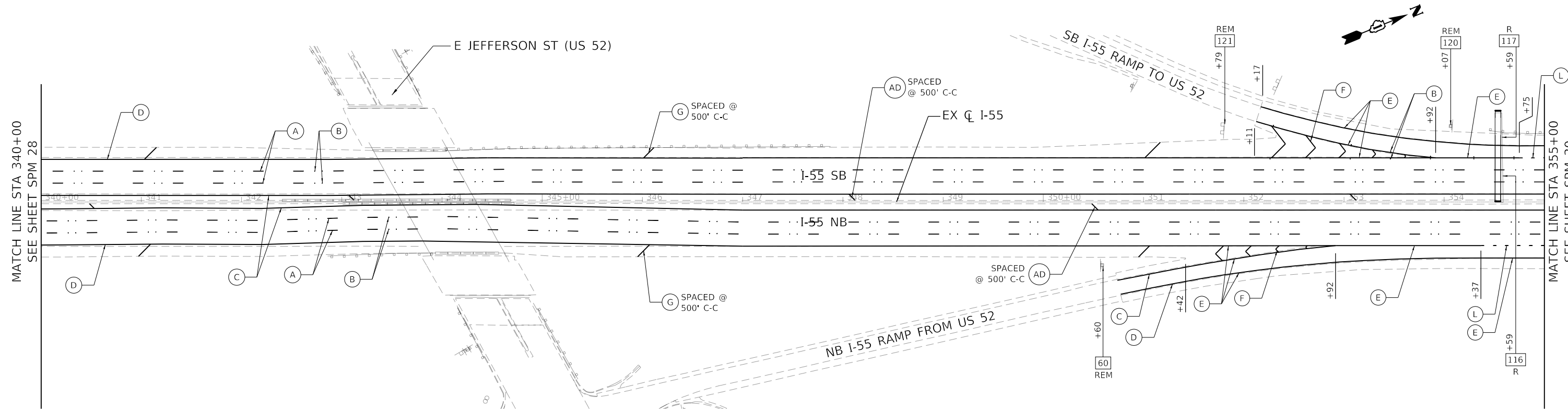
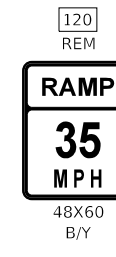
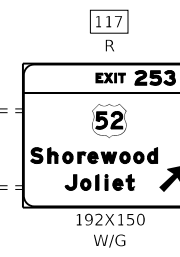
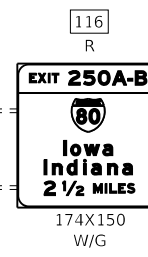

	USER NAME = jschumann	DESIGNED - ABE	REVISED - 05/26/2022 JLS	<b>STATE OF ILLINOIS</b> <b>DEPARTMENT OF TRANSPORTATION</b>	<b>PAVEMENT MARKING AND SIGNING PLAN I-55 - XI</b> <b>I-55 AT IL RTE 59 INTERCHANGE</b>	F.A./P.RTE.	SECTION	COUNTY	TOTAL SHEETS	SHEET NO.
	PLOT SCALE = 1200,0000' / ft.	CHECKED - JTOBERGTE	REVISIED -			SPM28	2018-075-R	WILL	1510	790
	PLOT DATE = 5/26/2022	DATE - 05/16/2022	REVISIED -	SCALE: 1"=50'	SHEET OF SHEETS	STA.	TO STA.	* FAI 55, FAP 338 ILLINOIS FED. AID PROJECT CONTRACT NO. 62H15		

**NOTES**

- SEE GENERAL PAVEMENT MARKING AND SIGNING NOTES ON SHEET SPM-16.
- MEDIAN CURB MARKINGS SHALL BE APPLIED IN ACCORDANCE WITH THE MEDIAN CURB PAVEMENT MARKING DETAIL ON SHEET SPM-17. THIS WORK WILL BE MEASURED AND PAID FOR SEPARATELY UNDER THE ITEM MODIFIED URETHANE PAVEMENT MARKING - LETTERS AND SYMBOLS.
- RAISED REFLECTIVE PAVEMENT MARKERS SHALL BE OMITTED ON THE BRIDGE APPROACH PAVEMENT AND BRIDGE DECK.
- CURB REFLECTORS SHALL BE PLACED IN ACCORDANCE WITH DETAIL A ON SHEET SPM-16. ALL CURB REFLECTOR COLORS SHALL MATCH THE COLOR OF THE PAVEMENT MARKING LINE ADJACENT TO THE CURB REFLECTOR.
- CURB MARKINGS SHALL BE OMITTED ON ALL THE DIVERGING DIAMOND INTERCHANGE CHANNELIZING ISLANDS.
- REPLACEMENT REFLECTORS ON I-55.

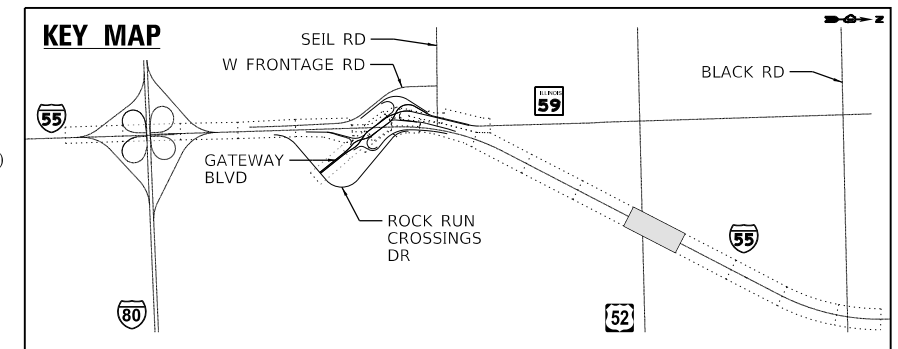
**SIGNING LEGEND**

- R REMOVAL
- REL RELOCATE
- REM REMAIN
- PR PROPOSED



**PAVEMENT MARKING LEGEND**

- (A) PREFORMED PLASTIC PAVEMENT MARKING, TYPE D - LINE 5" (WHITE 10'-30" SKIP LINE) GROOVING FOR RECESSED PAVEMENT MARKING 6"
- (B) RAISED REFLECTIVE PAVEMENT MARKER
- (C) THERMOPLASTIC PAVEMENT MARKING - LINE 4" (SOLID YELLOW)
- (D) THERMOPLASTIC PAVEMENT MARKING - LINE 4" (SOLID WHITE)
- (E) THERMOPLASTIC PAVEMENT MARKING - LINE 8" (SOLID WHITE)
- (F) THERMOPLASTIC PAVEMENT MARKING - LINE 12" (WHITE CHEVRONS @ 30' SPACING)
- (G) THERMOPLASTIC PAVEMENT MARKING - LINE 12" (WHITE 45° DIAGONALS) SPACING SHOWN IN PLANS
- (H) PREFORMED PLASTIC PAVEMENT MARKING, TYPE D - LINE 8" (WHITE 3'-9" SKIP LINE) GROOVING FOR RECESSED PAVEMENT MARKING 9"
- (I) PREFORMED PLASTIC PAVEMENT MARKING, TYPE D - LINE 8" (CONTRAST WHITE 10'-30" SKIP LINE) GROOVING FOR RECESSED PAVEMENT MARKING 9"
- (J) THERMOPLASTIC PAVEMENT MARKING - LINE 4" (WHITE 10'-30" SKIP LINE)
- (K) PREFORMED PLASTIC PAVEMENT MARKING, TYPE D - LINE 4" (YELLOW 2'-6" SKIP LINE) GROOVING FOR RECESSED PAVEMENT MARKING 5"
- (L) PREFORMED PLASTIC PAVEMENT MARKING, TYPE D - LINE 4" (WHITE 2'-6" SKIP LINE) GROOVING FOR RECESSED PAVEMENT MARKING 5"
- (M) THERMOPLASTIC PAVEMENT MARKING - LETTERS & SYMBOLS (WHITE)
- (N) PREFORMED PLASTIC PAVEMENT MARKING, TYPE D - LINE 6" (WHITE 2'-6" SKIP LINE) GROOVING FOR RECESSED PAVEMENT MARKING 7"
- (O) MODIFIED URETHANE PAVEMENT MARKING - LETTERS & SYMBOLS (WHITE)
- (P) MODIFIED URETHANE PAVEMENT MARKING - LINE 4" (YELLOW SOLID)
- (Q) MODIFIED URETHANE PAVEMENT MARKING - LINE 6" (WHITE SOLID)
- (R) MODIFIED URETHANE PAVEMENT MARKING - LINE 8" (WHITE SOLID)
- (S) MODIFIED URETHANE PAVEMENT MARKING - LINE 12" (WHITE 45° DIAGONALS) SPACING SHOWN IN PLANS
- (T) MODIFIED URETHANE PAVEMENT MARKING - LINE 12" (WHITE 45° CHEVRONS @ 10' SPACING)
- (U) MODIFIED URETHANE PAVEMENT MARKING - LINE 12" (WHITE 45° CROSSWALKS)
- (V) MODIFIED URETHANE PAVEMENT MARKING - LINE 24" (WHITE STOP BARS)
- (W) MODIFIED URETHANE PAVEMENT MARKING - LINE 4" (WHITE SOLID)
- (X) MODIFIED URETHANE PAVEMENT MARKING - LINE 12" (YELLOW 45° DIAGONALS)
- (Y) THERMOPLASTIC PAVEMENT MARKING - LINE 24" (WHITE STOP BAR)
- (Z) THERMOPLASTIC PAVEMENT MARKING - LINE 4" (DOUBLE YELLOW, 11" C-C)
- (AA) THERMOPLASTIC PAVEMENT MARKING - LINE 6" (WHITE 2'-6" SKIP LINE)
- (AB) THERMOPLASTIC PAVEMENT MARKING - LINE 6" (SOLID WHITE)
- (AC) THERMOPLASTIC PAVEMENT MARKING - LINE 12" (YELLOW 45° DIAGONALS @ 75' SPACING, 5 MIN)
- (AD) THERMOPLASTIC PAVEMENT MARKING - LINE 12" (YELLOW 45° DIAGONALS) SPACING SHOWN IN PLANS



MODEL: Default  
 FILE: \\bentley.com\pub\dwg\p01\Documents\107005\107005\107005.dwg  
 PLOT DATE: 5/26/2022  
 PLOT SCALE: = 1200.0000 ' / ft.  
 USER NAME: = jschumann  
 DESIGNED: - IHUSSAINI  
 DRAWN: - JNAKAWATASE  
 CHECKED: - JTOBERGTE  
 DATE: - 05/16/2022  
 REVISIONS:  
 05/26/2022 JLS  
 REVISED -  
 REVISED -  
 REVISED -  
 REVISED -



USER NAME = jschumann	DESIGNED - IHUSSAINI	REVISIONS - 05/26/2022 JLS
DRAWN - JNAKAWATASE	CHECKED - JTOBERGTE	REVISED -
PLOT SCALE = 1200.0000 ' / ft.	DATE - 05/16/2022	REVISED -
PLOT DATE = 5/26/2022		REVISED -

**STATE OF ILLINOIS  
DEPARTMENT OF TRANSPORTATION**

**PAVEMENT MARKING AND SIGNING PLAN I-55 - XII  
I-55 AT IL RTE 59 INTERCHANGE**

SCALE: 1"=50' SHEET OF SHEETS STA. TO STA.

F.A./P RTE.	SECTION	COUNTY	TOTAL SHEETS	SHEET NO.
SPM29	2018-075-R	WILL	1510	791
CONTRACT NO. 62H15			* FAI 55, FAP 338 ILLINOIS FED. AID PROJECT	

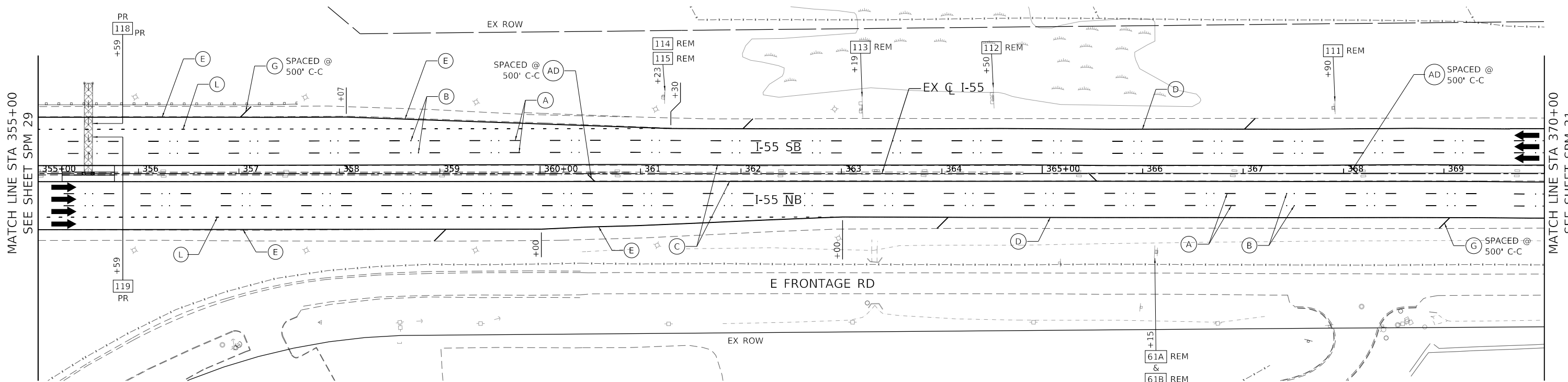
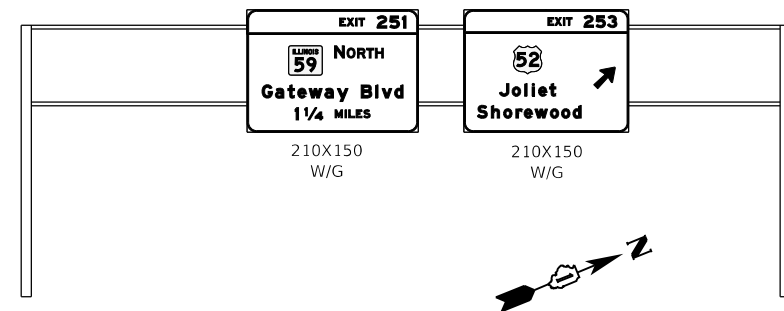
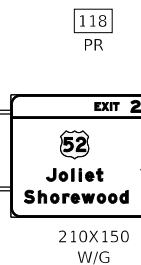
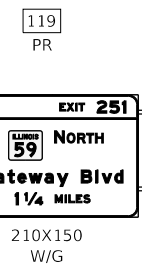
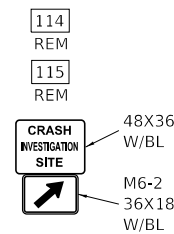
D:\62H15-sht-pmk-55-012.dgn  
55432  
2012/11/30

**NOTES**

- SEE GENERAL PAVEMENT MARKING AND SIGNING NOTES ON SHEET SPM-16.
- MEDIAN CURB MARKINGS SHALL BE APPLIED IN ACCORDANCE WITH THE MEDIAN CURB PAVEMENT MARKING DETAIL ON SHEET SPM-17. THIS WORK WILL BE MEASURED AND PAID FOR SEPARATELY UNDER THE ITEM MODIFIED URETHANE PAVEMENT MARKING - LETTERS AND SYMBOLS.
- RAISED REFLECTIVE PAVEMENT MARKERS SHALL BE OMITTED ON THE BRIDGE APPROACH PAVEMENT AND BRIDGE DECK.
- CURB REFLECTORS SHALL BE PLACED IN ACCORDANCE WITH DETAIL A ON SHEET SPM-16. ALL CURB REFLECTOR COLORS SHALL MATCH THE COLOR OF THE PAVEMENT MARKING LINE ADJACENT TO THE CURB REFLECTOR.
- CURB MARKINGS SHALL BE OMITTED ON ALL THE DIVERGING DIAMOND INTERCHANGE CHANNELIZING ISLANDS.
- REPLACEMENT REFLECTORS ON I-55.

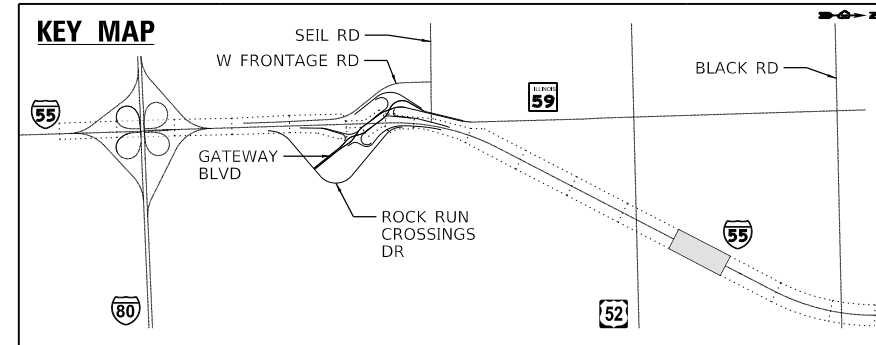
**SIGNING LEGEND**

- R REMOVAL
- REL RELOCATE
- REM REMAIN
- PR PROPOSED



**PAVEMENT MARKING LEGEND**

- (A) PREFORMED PLASTIC PAVEMENT MARKING, TYPE D - LINE 5" (WHITE 10'-30' SKIP LINE) GROOVING FOR RECESSED PAVEMENT MARKING 6"
- (B) RAISED REFLECTIVE PAVEMENT MARKER
- (C) THERMOPLASTIC PAVEMENT MARKING - LINE 4" (SOLID YELLOW)
- (D) THERMOPLASTIC PAVEMENT MARKING - LINE 4" (SOLID WHITE)
- (E) THERMOPLASTIC PAVEMENT MARKING - LINE 8" (SOLID WHITE)
- (F) THERMOPLASTIC PAVEMENT MARKING - LINE 12" (WHITE CHEVRONS @ 30' SPACING)
- (G) THERMOPLASTIC PAVEMENT MARKING - LINE 12" (WHITE 45° DIAGONALS) SPACING SHOWN IN PLANS
- (H) PREFORMED PLASTIC PAVEMENT MARKING, TYPE D - LINE 8" (WHITE 3'-9' SKIP LINE) GROOVING FOR RECESSED PAVEMENT MARKING 9"
- (I) PREFORMED PLASTIC PAVEMENT MARKING, TYPE D - LINE 8" (CONTRAST WHITE 10'-30' SKIP LINE) GROOVING FOR RECESSED PAVEMENT MARKING 9"
- (J) THERMOPLASTIC PAVEMENT MARKING - LINE 4" (WHITE 10'-30' SKIP LINE)
- (K) PREFORMED PLASTIC PAVEMENT MARKING, TYPE D - LINE 4" (YELLOW 2'-6' SKIP LINE) GROOVING FOR RECESSED PAVEMENT MARKING 5"
- (L) PREFORMED PLASTIC PAVEMENT MARKING, TYPE D - LINE 4" (WHITE 2'-6' SKIP LINE) GROOVING FOR RECESSED PAVEMENT MARKING 5"
- (M) THERMOPLASTIC PAVEMENT MARKING - LETTERS & SYMBOLS (WHITE)
- (N) PREFORMED PLASTIC PAVEMENT MARKING, TYPE D - LINE 6" (WHITE 2'-6' SKIP LINE) GROOVING FOR RECESSED PAVEMENT MARKING 7"
- (O) MODIFIED URETHANE PAVEMENT MARKING - LETTERS & SYMBOLS (WHITE)
- (P) MODIFIED URETHANE PAVEMENT MARKING - LINE 4" (YELLOW SOLID)
- (Q) MODIFIED URETHANE PAVEMENT MARKING - LINE 6" (WHITE SOLID)
- (R) MODIFIED URETHANE PAVEMENT MARKING - LINE 8" (WHITE SOLID)
- (S) MODIFIED URETHANE PAVEMENT MARKING - LINE 12" (WHITE 45° DIAGONALS) SPACING SHOWN IN PLANS
- (T) MODIFIED URETHANE PAVEMENT MARKING - LINE 12" (WHITE 45° CHEVRONS @ 10' SPACING)
- (U) MODIFIED URETHANE PAVEMENT MARKING - LINE 12" (WHITE 45° CROSSWALKS)
- (V) MODIFIED URETHANE PAVEMENT MARKING - LINE 24" (WHITE STOP BARS)
- (W) MODIFIED URETHANE PAVEMENT MARKING - LINE 4" (WHITE SOLID)
- (X) MODIFIED URETHANE PAVEMENT MARKING - LINE 12" (YELLOW 45° DIAGONALS)
- (Y) THERMOPLASTIC PAVEMENT MARKING - LINE 24" (WHITE STOP BAR)
- (Z) THERMOPLASTIC PAVEMENT MARKING - LINE 4" (DOUBLE YELLOW, 11" C-C)
- (AA) THERMOPLASTIC PAVEMENT MARKING - LINE 6" (WHITE 2'-6' SKIP LINE)
- (AB) THERMOPLASTIC PAVEMENT MARKING - LINE 6" (SOLID WHITE)
- (AC) THERMOPLASTIC PAVEMENT MARKING - LINE 12" (YELLOW 45° DIAGONALS @ 75' SPACING, 5 MIN)
- (AD) THERMOPLASTIC PAVEMENT MARKING - LINE 12" (YELLOW 45° DIAGONALS) SPACING SHOWN IN PLANS



MODEL: Default  
FILE: \\bentley-prod-bentley.com\baretech\p\11\Documents\107005\10740\001\Eng\_Docs\_Phasa\Print\_Mkg\_Sign\_Accurate\Sheets\062H15-shit-pmk-55-013.dgn

	USER NAME = jschumann	DESIGNED - IHUSSAINI	REVISED - 05/26/2022 JLS
	PLOT SCALE = 1200,0000 ' / ft.	DRAWN - JNAKAWATASE	REVISED -
	PLOT DATE = 5/26/2022	CHECKED - JTOBERGTE	REVISED -
		DATE - 05/16/2022	REVISED -

**STATE OF ILLINOIS  
DEPARTMENT OF TRANSPORTATION**

**PAVEMENT MARKING AND SIGNING PLAN I-55 - XIII  
I-55 AT IL RTE 59 INTERCHANGE**

SCALE: 1"=50' SHEET OF SHEETS STA. TO STA.

F.A./P RTE.	SECTION	COUNTY	TOTAL SHEETS	SHEET NO.
SPM30	2018-075-R	WILL	1510	792
* FAI 55, FAP 338 ILLINOIS FED. AID PROJECT			CONTRACT NO. 62H15	

D:\62H15-shit-pmk-55-013.dgn  
55432  
2012/11/30

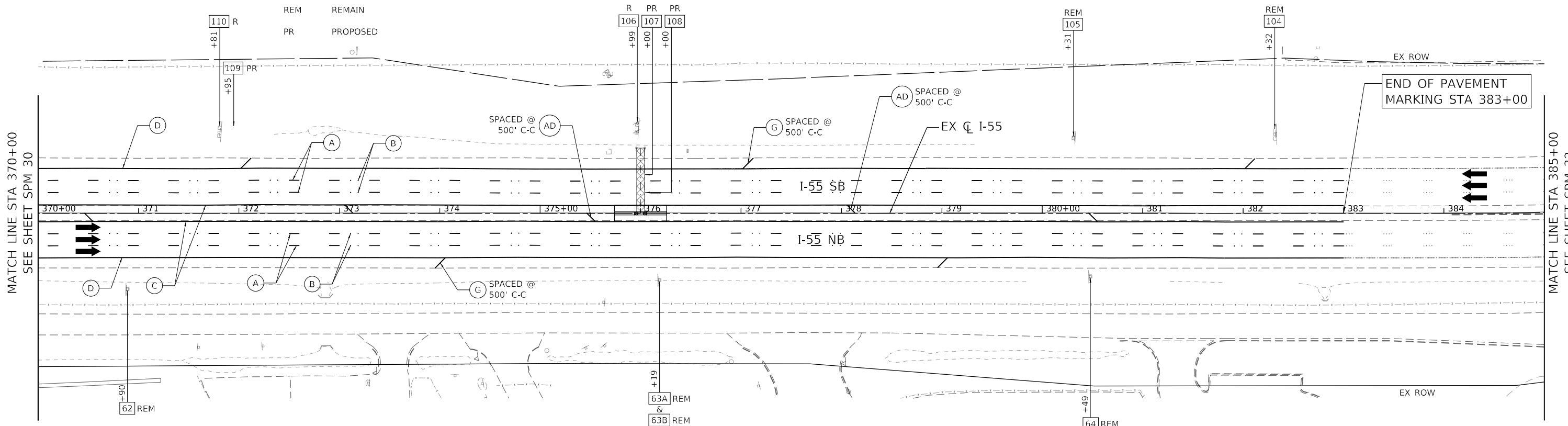
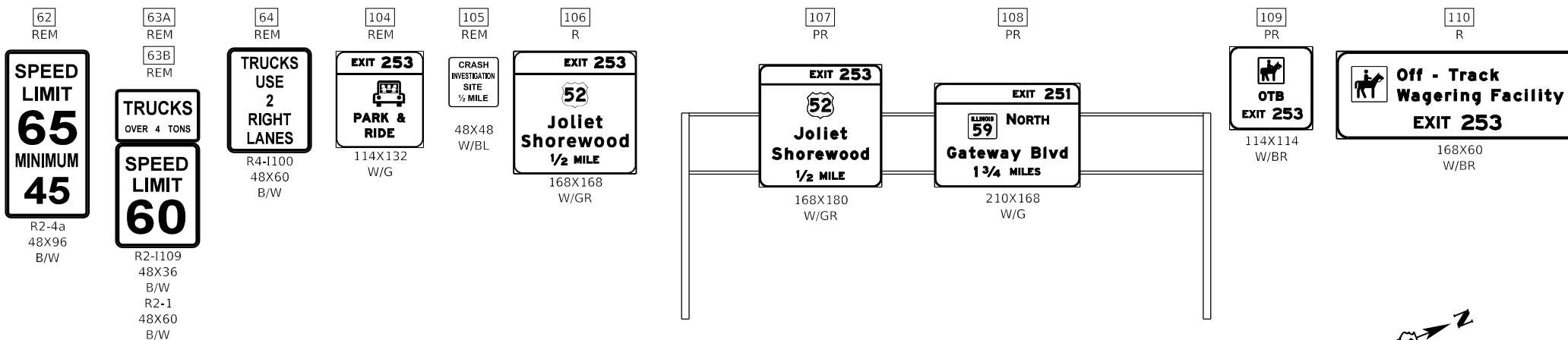


**NOTES**

- SEE GENERAL PAVEMENT MARKING AND SIGNING NOTES ON SHEET SPM-16.
- MEDIAN CURB MARKINGS SHALL BE APPLIED IN ACCORDANCE WITH THE MEDIAN CURB PAVEMENT MARKING DETAIL ON SHEET SPM-17. THIS WORK WILL BE MEASURED AND PAID FOR SEPARATELY UNDER THE ITEM MODIFIED URETHANE PAVEMENT MARKING - LETTERS AND SYMBOLS.
- RAISED REFLECTIVE PAVEMENT MARKERS SHALL BE OMITTED ON THE BRIDGE APPROACH PAVEMENT AND BRIDGE DECK.
- CURB REFLECTORS SHALL BE PLACED IN ACCORDANCE WITH DETAIL A ON SHEET SPM-16. ALL CURB REFLECTOR COLORS SHALL MATCH THE COLOR OF THE PAVEMENT MARKING LINE ADJACENT TO THE CURB REFLECTOR.
- CURB MARKINGS SHALL BE OMITTED ON ALL THE DIVERGING DIAMOND INTERCHANGE CHANNELIZING ISLANDS.
- REPLACEMENT REFLECTORS ON I-55.

**SIGNING LEGEND**

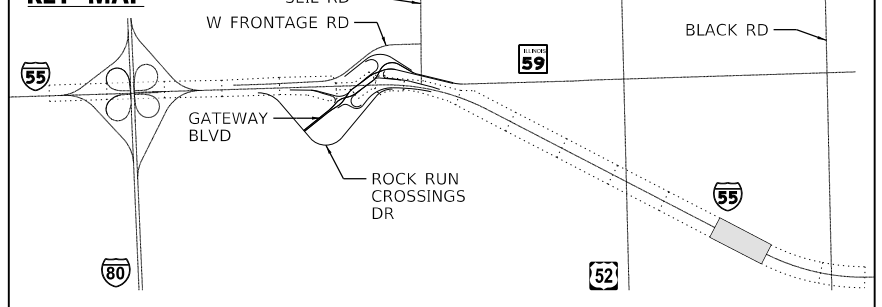
- R REMOVAL
- REL RELOCATE
- REM REMAIN
- PR PROPOSED



**PAVEMENT MARKING LEGEND**

- (A) PREFORMED PLASTIC PAVEMENT MARKING, TYPE D - LINE 5" (WHITE 10'-30" SKIP LINE) GROOVING FOR RECESSED PAVEMENT MARKING 6"
- (B) RAISED REFLECTIVE PAVEMENT MARKER
- (C) THERMOPLASTIC PAVEMENT MARKING - LINE 4" (SOLID YELLOW)
- (D) THERMOPLASTIC PAVEMENT MARKING - LINE 4" (SOLID WHITE)
- (E) THERMOPLASTIC PAVEMENT MARKING - LINE 8" (SOLID WHITE)
- (F) THERMOPLASTIC PAVEMENT MARKING - LINE 12" (WHITE CHEVRONS @ 30' SPACING)
- (G) THERMOPLASTIC PAVEMENT MARKING - LINE 12" (WHITE 45° DIAGONALS) SPACING SHOWN IN PLANS
- (H) PREFORMED PLASTIC PAVEMENT MARKING, TYPE D - LINE 8" (WHITE 3'-9" SKIP LINE) GROOVING FOR RECESSED PAVEMENT MARKING 9"
- (I) PREFORMED PLASTIC PAVEMENT MARKING, TYPE D - LINE 8" (CONTRAST WHITE 10'-30" SKIP LINE) GROOVING FOR RECESSED PAVEMENT MARKING 9"
- (J) THERMOPLASTIC PAVEMENT MARKING - LINE 4" (WHITE 10'-30" SKIP LINE)
- (K) PREFORMED PLASTIC PAVEMENT MARKING, TYPE D - LINE 4" (YELLOW 2'-6" SKIP LINE) GROOVING FOR RECESSED PAVEMENT MARKING 5"
- (L) PREFORMED PLASTIC PAVEMENT MARKING, TYPE D - LINE 4" (WHITE 2'-6" SKIP LINE) GROOVING FOR RECESSED PAVEMENT MARKING 5"
- (M) THERMOPLASTIC PAVEMENT MARKING - LETTERS & SYMBOLS (WHITE)
- (N) PREFORMED PLASTIC PAVEMENT MARKING, TYPE D - LINE 6" (WHITE 2'-6" SKIP LINE) GROOVING FOR RECESSED PAVEMENT MARKING 7"
- (O) MODIFIED URETHANE PAVEMENT MARKING - LETTERS & SYMBOLS (WHITE)
- (P) MODIFIED URETHANE PAVEMENT MARKING - LINE 4" (YELLOW SOLID)
- (Q) MODIFIED URETHANE PAVEMENT MARKING - LINE 6" (WHITE SOLID)
- (R) MODIFIED URETHANE PAVEMENT MARKING - LINE 8" (WHITE SOLID)
- (S) MODIFIED URETHANE PAVEMENT MARKING - LINE 12" (WHITE 45° DIAGONALS) SPACING SHOWN IN PLANS
- (T) MODIFIED URETHANE PAVEMENT MARKING - LINE 12" (WHITE 45° CHEVRONS @ 10' SPACING)
- (U) MODIFIED URETHANE PAVEMENT MARKING - LINE 12" (WHITE 45° CROSSWALKS)
- (V) MODIFIED URETHANE PAVEMENT MARKING - LINE 24" (WHITE STOP BARS)
- (W) MODIFIED URETHANE PAVEMENT MARKING - LINE 4" (WHITE SOLID)
- (X) MODIFIED URETHANE PAVEMENT MARKING - LINE 12" (YELLOW 45° DIAGONALS)
- (Y) THERMOPLASTIC PAVEMENT MARKING - LINE 24" (WHITE STOP BAR)
- (Z) THERMOPLASTIC PAVEMENT MARKING - LINE 4" (DOUBLE YELLOW, 11" C-C)
- (AA) THERMOPLASTIC PAVEMENT MARKING - LINE 6" (WHITE 2'-6" SKIP LINE)
- (AB) THERMOPLASTIC PAVEMENT MARKING - LINE 6" (SOLID WHITE)
- (AC) THERMOPLASTIC PAVEMENT MARKING - LINE 12" (YELLOW 45° DIAGONALS @ 75' SPACING, 5 MIN)
- (AD) THERMOPLASTIC PAVEMENT MARKING - LINE 12" (YELLOW 45° DIAGONALS) SPACING SHOWN IN PLANS

**KEY MAP**



USER NAME = jschumann	DESIGNED - IHUSSAINI	REVISED - 05/26/2022 JLS
PLOT SCALE = 1200,0000' / ft.	DRAWN - JNAKAWATASE	REVISED -
PLOT DATE = 5/26/2022	CHECKED - JTOBERGTE	REVISED -
	DATE - 05/16/2022	REVISED -

**STATE OF ILLINOIS  
DEPARTMENT OF TRANSPORTATION**

<b>PAVEMENT MARKING AND SIGNING PLAN I-55 - XIV</b>			
<b>I-55 AT IL RTE 59 INTERCHANGE</b>			
SCALE: 1"=50'	SHEET	OF SHEETS	STA. TO STA.

F.A./P.RTE.	SECTION	COUNTY	TOTAL SHEETS	SHEET NO.
SPM31	2018-075-R	WILL	1510	793
CONTRACT NO. 62H15				
* FAI 55, FAP 338 ILLINOIS FED. AID PROJECT				

MODEL: Default  
 FILE: \\bentley-prod-berech-pw-01\Documents\107005\10740\_000\Eng\_Docs\_Phasa\_B\Print\_Mkg\_Sign\_Accurate\Sheets\062H15-sht-pmk-55-014.dgn  
 D:\62H15-sht-pmk-55-014.dgn  
 55432  
 2012/11/30

**NOTES**


1. SEE GENERAL PAVEMENT MARKING AND SIGNING NOTES ON SHEET SPM-16.
2. MEDIAN CURB MARKINGS SHALL BE APPLIED IN ACCORDANCE WITH THE MEDIAN CURB PAVEMENT MARKING DETAIL ON SHEET SPM-17. THIS WORK WILL BE MEASURED AND PAID FOR SEPARATELY UNDER THE ITEM MODIFIED URETHANE PAVEMENT MARKING - LETTERS AND SYMBOLS.
3. RAISED REFLECTIVE PAVEMENT MARKERS SHALL BE OMITTED ON THE BRIDGE APPROACH PAVEMENT AND BRIDGE DECK.
4. CURB REFLECTORS SHALL BE PLACED IN ACCORDANCE WITH DETAIL A ON SHEET SPM-16. ALL CURB REFLECTOR COLORS SHALL MATCH THE COLOR OF THE PAVEMENT MARKING LINE ADJACENT TO THE CURB REFLECTOR.
5. CURB MARKINGS SHALL BE OMITTED ON ALL THE DIVERGING DIAMOND INTERCHANGE CHANNELIZING ISLANDS.
6. REPLACEMENT REFLECTORS ON I-55.

**SIGNING LEGEND**

- R REMOVAL
  - REL RELOCATE
  - REM REMAIN
  - PR PROPOSED
- 65


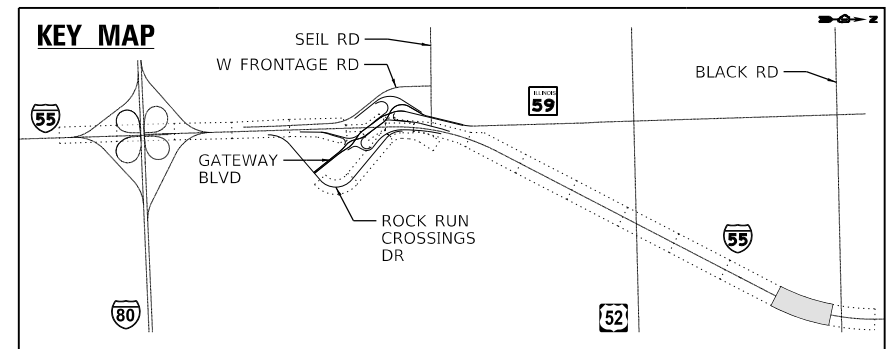
REM
- 999

GENERAL EXPRESS LINE
- 36X36  
BL/W



**PAVEMENT MARKING LEGEND**

- |   |  |  |
|---|--|--|
| <ul style="list-style-type: none"> <li>(A) PREFORMED PLASTIC PAVEMENT MARKING, TYPE D - LINE 5" (WHITE 10'-30" SKIP LINE) GROOVING FOR RECESSED PAVEMENT MARKING 6"</li> <li>(B) RAISED REFLECTIVE PAVEMENT MARKER</li> <li>(C) THERMOPLASTIC PAVEMENT MARKING - LINE 4" (SOLID YELLOW)</li> <li>(D) THERMOPLASTIC PAVEMENT MARKING - LINE 4" (SOLID WHITE)</li> <li>(E) THERMOPLASTIC PAVEMENT MARKING - LINE 8" (SOLID WHITE)</li> <li>(F) THERMOPLASTIC PAVEMENT MARKING - LINE 12" (WHITE CHEVRONS @ 30' SPACING)</li> <li>(G) THERMOPLASTIC PAVEMENT MARKING - LINE 12" (WHITE 45° DIAGONALS) SPACING SHOWN IN PLANS</li> <li>(H) PREFORMED PLASTIC PAVEMENT MARKING, TYPE D - LINE 8" (WHITE 3'-9" SKIP LINE) GROOVING FOR RECESSED PAVEMENT MARKING 9"</li> <li>(I) PREFORMED PLASTIC PAVEMENT MARKING, TYPE D - LINE 8" (CONTRAST WHITE 10'-30" SKIP LINE) GROOVING FOR RECESSED PAVEMENT MARKING 9"</li> <li>(J) THERMOPLASTIC PAVEMENT MARKING - LINE 4" (WHITE 10'-30" SKIP LINE)</li> </ul> | <ul style="list-style-type: none"> <li>(K) PREFORMED PLASTIC PAVEMENT MARKING, TYPE D - LINE 4" (YELLOW 2'-6" SKIP LINE) GROOVING FOR RECESSED PAVEMENT MARKING 5"</li> <li>(L) PREFORMED PLASTIC PAVEMENT MARKING, TYPE D - LINE 4" (WHITE 2'-6" SKIP LINE) GROOVING FOR RECESSED PAVEMENT MARKING 5"</li> <li>(M) THERMOPLASTIC PAVEMENT MARKING - LETTERS &amp; SYMBOLS (WHITE)</li> <li>(N) PREFORMED PLASTIC PAVEMENT MARKING, TYPE D - LINE 6" (WHITE 2'-6" SKIP LINE) GROOVING FOR RECESSED PAVEMENT MARKING 7"</li> <li>(O) MODIFIED URETHANE PAVEMENT MARKING - LETTERS &amp; SYMBOLS (WHITE)</li> <li>(P) MODIFIED URETHANE PAVEMENT MARKING - LINE 4" (YELLOW SOLID)</li> <li>(Q) MODIFIED URETHANE PAVEMENT MARKING - LINE 6" (WHITE SOLID)</li> <li>(R) MODIFIED URETHANE PAVEMENT MARKING - LINE 8" (WHITE SOLID)</li> <li>(S) MODIFIED URETHANE PAVEMENT MARKING - LINE 12" (WHITE 45° DIAGONALS) SPACING SHOWN IN PLANS</li> <li>(T) MODIFIED URETHANE PAVEMENT MARKING - LINE 12" (WHITE 45° CHEVRONS @ 10' SPACING)</li> <li>(U) MODIFIED URETHANE PAVEMENT MARKING - LINE 12" (WHITE 45° CROSSWALKS)</li> </ul> | <ul style="list-style-type: none"> <li>(V) MODIFIED URETHANE PAVEMENT MARKING - LINE 24" (WHITE STOP BARS)</li> <li>(W) MODIFIED URETHANE PAVEMENT MARKING - LINE 4" (WHITE SOLID)</li> <li>(X) MODIFIED URETHANE PAVEMENT MARKING - LINE 12" (YELLOW 45° DIAGONALS)</li> <li>(Y) THERMOPLASTIC PAVEMENT MARKING - LINE 24" (WHITE STOP BAR)</li> <li>(Z) THERMOPLASTIC PAVEMENT MARKING - LINE 4" (DOUBLE YELLOW, 11" C-C)</li> <li>(AA) THERMOPLASTIC PAVEMENT MARKING - LINE 6" (WHITE 2'-6" SKIP LINE)</li> <li>(AB) THERMOPLASTIC PAVEMENT MARKING - LINE 6" (SOLID WHITE)</li> <li>(AC) THERMOPLASTIC PAVEMENT MARKING - LINE 12" (YELLOW 45° DIAGONALS @ 75' SPACING, 5 MIN)</li> <li>(AD) THERMOPLASTIC PAVEMENT MARKING - LINE 12" (YELLOW 45° DIAGONALS) SPACING SHOWN IN PLANS</li> </ul> |
|---|--|--|



	USER NAME = jschumann	DESIGNED - DWOJCIK	REVISED - 05/26/2022 JLS	<b>STATE OF ILLINOIS DEPARTMENT OF TRANSPORTATION</b>	<b>PAVEMENT MARKING AND SIGNING PLAN I-55 - XV I-55 AT IL RTE 59 INTERCHANGE</b>	F.A./P.RTE. =	SECTION = 2018-075-R	COUNTY = WILL	TOTAL SHEETS = 1510	SHEET NO. = 794
	PLOT SCALE = 1200.0000' / ft.	CHECKED - DHEYDEN	REVISIED -			SCALE: 1"=50'	SHEET OF SHEETS	STA. TO STA.	CONTRACT NO. 62H15	
PLOT DATE = 5/26/2022		DATE = 05/16/2022	REVISIED -							

MODEL: Default  
 FILE: \\bentley.com\pub\pwworkspace\pwworkspace\10700101074000\Eng\_Docs\_Phasa\_BIP\Print\_Mkg\_Sign\_Accurate\Sheets\I-55-sht-55-015.dgn  
 D:\62H15-sht-pmk-55-015.dgn  
 55432  
 2012/11/30

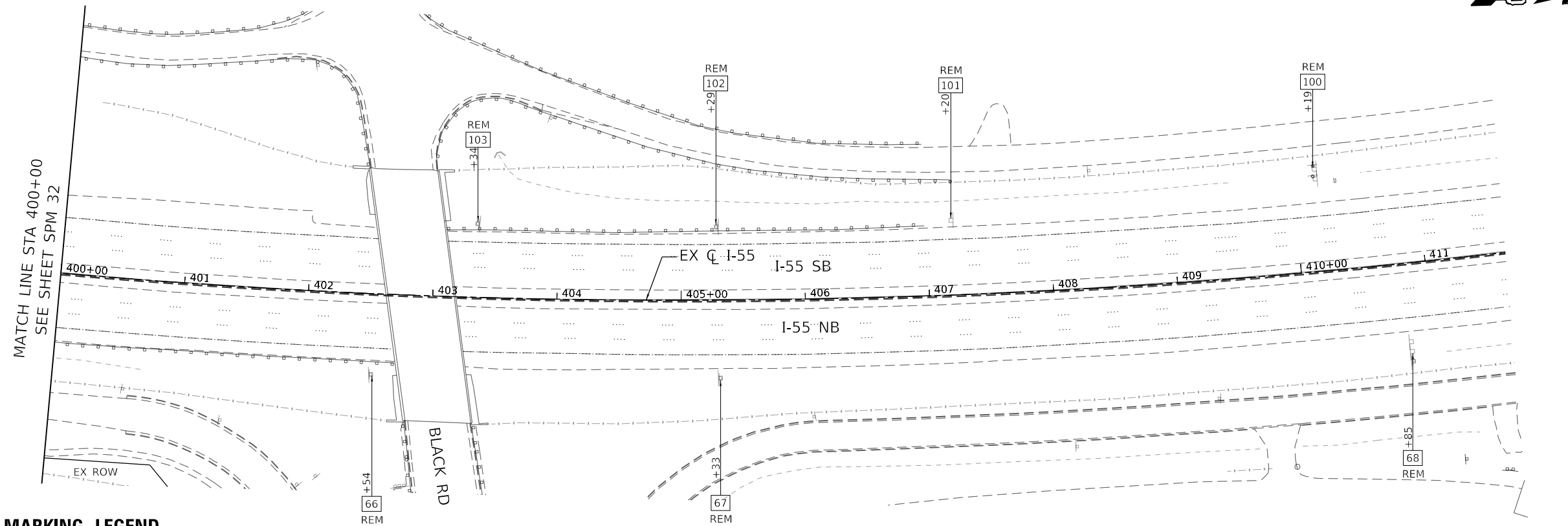
**NOTES**

- SEE GENERAL PAVEMENT MARKING AND SIGNING NOTES ON SHEET SPM-16.
- MEDIAN CURB MARKINGS SHALL BE APPLIED IN ACCORDANCE WITH THE MEDIAN CURB PAVEMENT MARKING DETAIL ON SHEET SPM-17. THIS WORK WILL BE MEASURED AND PAID FOR SEPARATELY UNDER THE ITEM MODIFIED URETHANE PAVEMENT MARKING - LETTERS AND SYMBOLS.
- RAISED REFLECTIVE PAVEMENT MARKERS SHALL BE OMITTED ON THE BRIDGE APPROACH PAVEMENT AND BRIDGE DECK.
- CURB REFLECTORS SHALL BE PLACED IN ACCORDANCE WITH DETAIL A ON SHEET SPM-16. ALL CURB REFLECTOR COLORS SHALL MATCH THE COLOR OF THE PAVEMENT MARKING LINE ADJACENT TO THE CURB REFLECTOR.
- CURB MARKINGS SHALL BE OMITTED ON ALL THE DIVERGING DIAMOND INTERCHANGE CHANNELIZING ISLANDS.
- REPLACEMENT REFLECTORS ON I-55.

**SIGNING LEGEND**


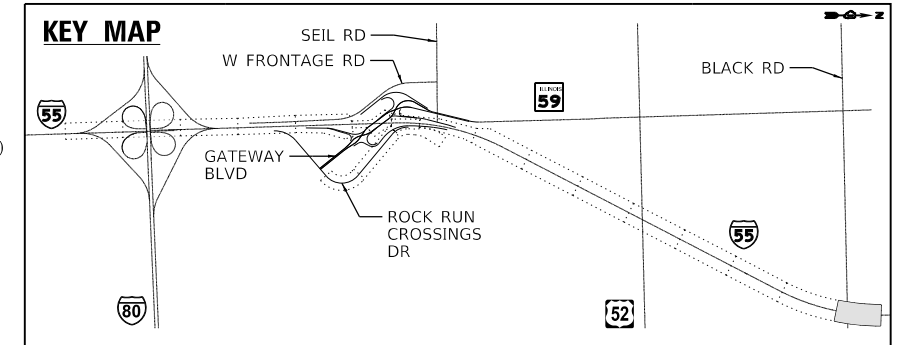
R	REMOVAL
REL	RELOCATE
REM	REMAIN
PR	PROPOSED

<b>66</b> REM <b>Black Road</b> 48X36 W/G	<b>67</b> REM <b>2 1/2 MILE</b> 12X48 W/G	<b>68</b> REM <b>U S 30 INTERSTATE 294 CHICAGO LOOP</b> 240X90 W/G	<b>100</b> REM <b>EXIT 253</b> <b>52</b> <b>Joliet Shorewood</b> <b>1 MILE</b> 168X162 W/G	<b>101</b> REM <b>CRASH INVESTIGATION SITE 1 MILE</b> 48X48 W/BL	<b>102</b> REM <b>2 1/2 MILE</b> 12X48 W/G	<b>103</b> REM <b>Black Road</b> 48X36 W/G
---	---	--	---	--	--	--



**PAVEMENT MARKING LEGEND**

- |   |   |  |
|---|---|--|
| (A) PREFORMED PLASTIC PAVEMENT MARKING, TYPE D - LINE 5" (WHITE 10'-30" SKIP LINE) GROOVING FOR RECESSED PAVEMENT MARKING 6"          | (K) PREFORMED PLASTIC PAVEMENT MARKING, TYPE D - LINE 4" (YELLOW 2'-6" SKIP LINE) GROOVING FOR RECESSED PAVEMENT MARKING 5" | (V) MODIFIED URETHANE PAVEMENT MARKING - LINE 24" (WHITE STOP BARS)                          |
| (B) RAISED REFLECTIVE PAVEMENT MARKER   | (L) PREFORMED PLASTIC PAVEMENT MARKING, TYPE D - LINE 4" (WHITE 2'-6" SKIP LINE) GROOVING FOR RECESSED PAVEMENT MARKING 5"  | (W) MODIFIED URETHANE PAVEMENT MARKING - LINE 4" (WHITE SOLID)                               |
| (C) THERMOPLASTIC PAVEMENT MARKING - LINE 4" (SOLID YELLOW)   | (M) THERMOPLASTIC PAVEMENT MARKING - LETTERS & SYMBOLS (WHITE)  | (X) MODIFIED URETHANE PAVEMENT MARKING - LINE 12" (YELLOW 45° DIAGONALS)                     |
| (D) THERMOPLASTIC PAVEMENT MARKING - LINE 4" (SOLID WHITE)  | (N) PREFORMED PLASTIC PAVEMENT MARKING, TYPE D - LINE 6" (WHITE 2'-6" SKIP LINE) GROOVING FOR RECESSED PAVEMENT MARKING 7"  | (Y) THERMOPLASTIC PAVEMENT MARKING - LINE 24" (WHITE STOP BAR)                               |
| (E) THERMOPLASTIC PAVEMENT MARKING - LINE 8" (SOLID WHITE)  | (O) MODIFIED URETHANE PAVEMENT MARKING - LETTERS & SYMBOLS (WHITE)  | (Z) THERMOPLASTIC PAVEMENT MARKING - LINE 4" (DOUBLE YELLOW, 11" C-C)                        |
| (F) THERMOPLASTIC PAVEMENT MARKING - LINE 12" (WHITE CHEVRONS @ 30' SPACING)  | (P) MODIFIED URETHANE PAVEMENT MARKING - LINE 4" (YELLOW SOLID)   | (AA) THERMOPLASTIC PAVEMENT MARKING - LINE 6" (WHITE 2'-6" SKIP LINE)                        |
| (G) THERMOPLASTIC PAVEMENT MARKING - LINE 12" (WHITE 45° DIAGONALS) SPACING SHOWN IN PLANS  | (Q) MODIFIED URETHANE PAVEMENT MARKING - LINE 6" (WHITE SOLID)  | (AB) THERMOPLASTIC PAVEMENT MARKING - LINE 6" (SOLID WHITE)                                  |
| (H) PREFORMED PLASTIC PAVEMENT MARKING, TYPE D - LINE 8" (WHITE 3'-9" SKIP LINE) GROOVING FOR RECESSED PAVEMENT MARKING 9"            | (R) MODIFIED URETHANE PAVEMENT MARKING - LINE 8" (WHITE SOLID)  | (AC) THERMOPLASTIC PAVEMENT MARKING - LINE 12" (YELLOW 45° DIAGONALS @ 75' SPACING, 5 MIN)   |
| (I) PREFORMED PLASTIC PAVEMENT MARKING, TYPE D - LINE 8" (CONTRAST WHITE 10'-30" SKIP LINE) GROOVING FOR RECESSED PAVEMENT MARKING 9" | (S) MODIFIED URETHANE PAVEMENT MARKING - LINE 12" (WHITE 45° DIAGONALS) SPACING SHOWN IN PLANS                              | (AD) THERMOPLASTIC PAVEMENT MARKING - LINE 12" (YELLOW 45° DIAGONALS) SPACING SHOWN IN PLANS |
| (J) THERMOPLASTIC PAVEMENT MARKING - LINE 4" (WHITE 10'-30" SKIP LINE)  | (T) MODIFIED URETHANE PAVEMENT MARKING - LINE 12" (WHITE 45° CHEVRONS @ 10' SPACING)  |  |
|   | (U) MODIFIED URETHANE PAVEMENT MARKING - LINE 12" (WHITE 45° CROSSWALKS)  |  |



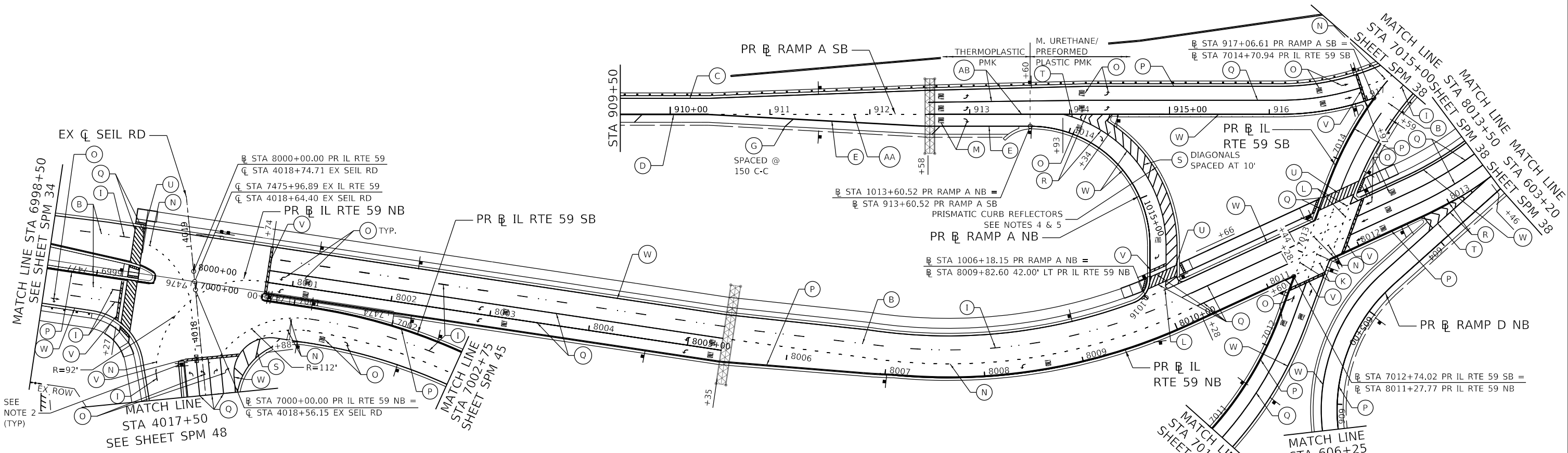

MODEL: Default  
 FILE: \\bentley-prod-berech-pw-bentley.com\barech-pw-01\Documents\107005\10740\00\Eng\_Docs\_Phasa\_B\Print\_Mkg\_Sign\_Accurate\Sheets\162H15-shit-pmk-55-016.dgn  
 D:\62H15-shit-pmk-55-016.dgn  
 55432  
 2012/11/30

	USER NAME = jschumann	DESIGNED - IHUSSAINI	REVISED - 05/26/2022 JLS	<b>STATE OF ILLINOIS</b> <b>DEPARTMENT OF TRANSPORTATION</b>	<b>PAVEMENT MARKING AND SIGNING PLAN I-55 - XVI</b> <b>I-55 AT IL RTE 59 INTERCHANGE</b>	F.A./P. RTE.	SECTION	COUNTY	TOTAL SHEETS	SHEET NO.
	PLOT SCALE = 1200,0000 ' / ft.	CHECKED - JTOBERGTE	REVISED -			SPM33	2018-075-R	WILL	1510	795
	PLOT DATE = 5/26/2022	DATE - 05/16/2022	REVISED -	SCALE: 1"=50'	SHEET OF SHEETS	STA.	TO STA.	CONTRACT NO. 62H15		
						* FAI 55, FAP 338   ILLINOIS   FED. AID PROJECT				




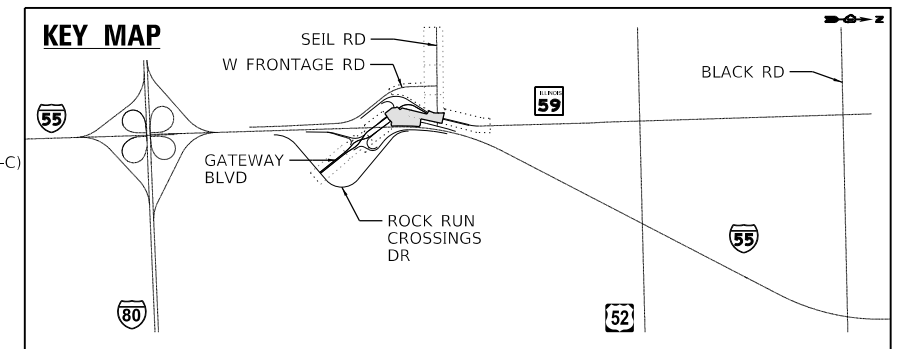
**NOTES**

1. SEE GENERAL PAVEMENT MARKING AND SIGNING NOTES ON SHEET SPM-16.
2. MEDIAN CURB MARKINGS SHALL BE APPLIED IN ACCORDANCE WITH THE MEDIAN CURB PAVEMENT MARKING DETAIL ON SHEET SPM-17. THIS WORK WILL BE MEASURED AND PAID FOR SEPARATELY UNDER THE ITEM MODIFIED URETHANE PAVEMENT MARKING - LETTERS AND SYMBOLS.
3. RAISED REFLECTIVE PAVEMENT MARKERS SHALL BE OMITTED ON THE BRIDGE APPROACH PAVEMENT AND BRIDGE DECK.
4. CURB REFLECTORS SHALL BE PLACED IN ACCORDANCE WITH DETAIL A ON SHEET SPM-16. ALL CURB REFLECTOR COLORS SHALL MATCH THE COLOR OF THE PAVEMENT MARKING LINE ADJACENT TO THE CURB REFLECTOR.
5. CURB MARKINGS SHALL BE OMITTED ON ALL THE DIVERGING DIAMOND INTERCHANGE CHANNELIZING ISLANDS.



**PAVEMENT MARKING LEGEND**

- |   |   |  |
|---|---|--|
| (A) PREFORMED PLASTIC PAVEMENT MARKING, TYPE D - LINE 5" (WHITE 10'-30' SKIP LINE) GROOVING FOR RECESSED PAVEMENT MARKING 6"          | (K) PREFORMED PLASTIC PAVEMENT MARKING, TYPE D - LINE 4" (YELLOW 2'-6" SKIP LINE) GROOVING FOR RECESSED PAVEMENT MARKING 5" | (V) MODIFIED URETHANE PAVEMENT MARKING - LINE 24" (WHITE STOP BARS)                          |
| (B) RAISED REFLECTIVE PAVEMENT MARKER   | (L) PREFORMED PLASTIC PAVEMENT MARKING, TYPE D - LINE 4" (WHITE 2'-6" SKIP LINE) GROOVING FOR RECESSED PAVEMENT MARKING 5"  | (W) MODIFIED URETHANE PAVEMENT MARKING - LINE 4" (WHITE SOLID)                               |
| (C) THERMOPLASTIC PAVEMENT MARKING - LINE 4" (SOLID YELLOW)   | (M) THERMOPLASTIC PAVEMENT MARKING - LETTERS & SYMBOLS (WHITE)  | (X) MODIFIED URETHANE PAVEMENT MARKING - LINE 12" (YELLOW 45° DIAGONALS)                     |
| (D) THERMOPLASTIC PAVEMENT MARKING - LINE 4" (SOLID WHITE)  | (N) PREFORMED PLASTIC PAVEMENT MARKING, TYPE D - LINE 6" (WHITE 2'-6" SKIP LINE) GROOVING FOR RECESSED PAVEMENT MARKING 7"  | (Y) THERMOPLASTIC PAVEMENT MARKING - LINE 24" (WHITE STOP BAR)                               |
| (E) THERMOPLASTIC PAVEMENT MARKING - LINE 8" (SOLID WHITE)  | (O) MODIFIED URETHANE PAVEMENT MARKING - LETTERS & SYMBOLS (WHITE)  | (Z) THERMOPLASTIC PAVEMENT MARKING - LINE 4" (DOUBLE YELLOW, 11" C-C)                        |
| (F) THERMOPLASTIC PAVEMENT MARKING - LINE 12" (WHITE CHEVRONS @ 30' SPACING)  | (P) MODIFIED URETHANE PAVEMENT MARKING - LINE 4" (YELLOW SOLID)   | (AA) THERMOPLASTIC PAVEMENT MARKING - LINE 6" (WHITE 2'-6" SKIP LINE)                        |
| (G) THERMOPLASTIC PAVEMENT MARKING - LINE 12" (WHITE 45° DIAGONALS) SPACING SHOWN IN PLANS  | (Q) MODIFIED URETHANE PAVEMENT MARKING - LINE 6" (WHITE SOLID)  | (AB) THERMOPLASTIC PAVEMENT MARKING - LINE 6" (SOLID WHITE)                                  |
| (H) PREFORMED PLASTIC PAVEMENT MARKING, TYPE D - LINE 8" (WHITE 3'-9" SKIP LINE) GROOVING FOR RECESSED PAVEMENT MARKING 9"            | (R) MODIFIED URETHANE PAVEMENT MARKING - LINE 8" (WHITE SOLID)  | (AC) THERMOPLASTIC PAVEMENT MARKING - LINE 12" (YELLOW 45° DIAGONALS @ 75' SPACING, 5 MIN)   |
| (I) PREFORMED PLASTIC PAVEMENT MARKING, TYPE D - LINE 8" (CONTRAST WHITE 10'-30' SKIP LINE) GROOVING FOR RECESSED PAVEMENT MARKING 9" | (S) MODIFIED URETHANE PAVEMENT MARKING - LINE 12" (WHITE 45° DIAGONALS) SPACING SHOWN IN PLANS                              | (AD) THERMOPLASTIC PAVEMENT MARKING - LINE 12" (YELLOW 45° DIAGONALS) SPACING SHOWN IN PLANS |
| (J) THERMOPLASTIC PAVEMENT MARKING - LINE 4" (WHITE 10'-30' SKIP LINE)  | (T) MODIFIED URETHANE PAVEMENT MARKING - LINE 12" (WHITE 45° CHEVRONS @ 10' SPACING)  |  |
|   | (U) MODIFIED URETHANE PAVEMENT MARKING - LINE 12" (WHITE 45° CROSSWALKS)  |  |



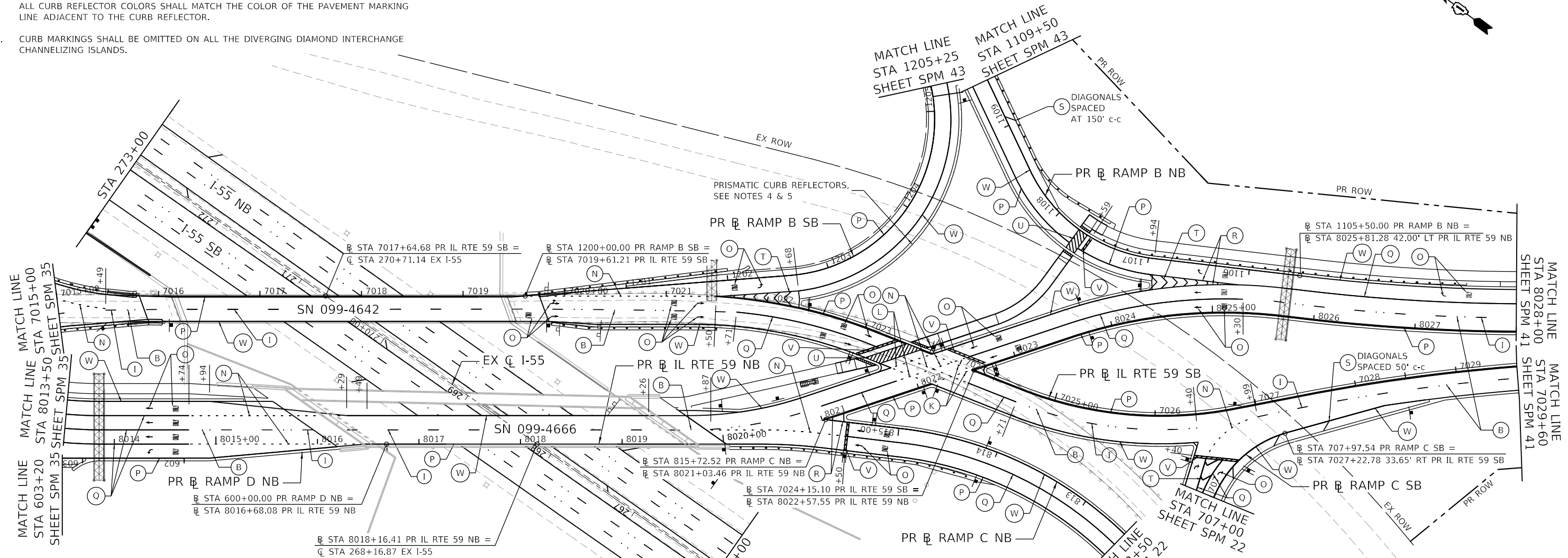
MODEL: Default  
 FILE: \\s:\acc\p\622115-sht-pmk-59-002.dgn  
 Accurate  
 55432  
 2012/11/30

	USER NAME = jschumann	DESIGNED - IHUSSAINI	REVISED - 05/26/2022 JLS	<b>STATE OF ILLINOIS DEPARTMENT OF TRANSPORTATION</b>	<b>PAVEMENT MARKING PLAN IL RTE 59 - II I-55 AT IL RTE 59 INTERCHANGE</b>	F.A./P. RTE.	SECTION	COUNTY	TOTAL SHEETS	SHEET NO.
	PLOT SCALE = 1:2000.0000 ' / ft.	CHECKED - JTOBERGTE	REVISED -			SPM35	2018-075-R	WILL	1510	797
PLOT DATE = 5/26/2022	DATE - 05/16/2022	REVISED -		SCALE: 1"=50'	SHEET OF SHEETS	STA. TO STA.	CONTRACT NO. 62H15		* FAI 55, FAP 338	

ILLINOIS FED. AID PROJECT

**NOTES**


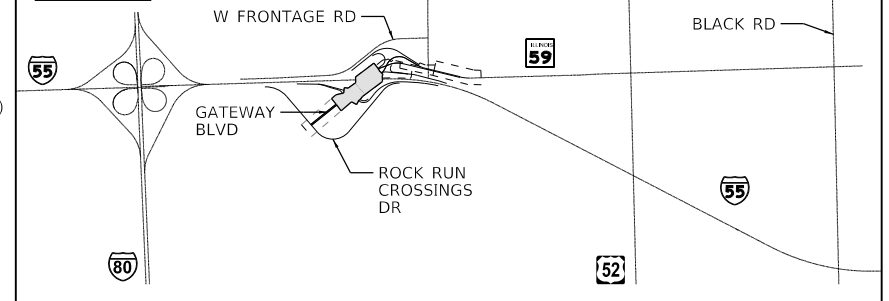
- SEE GENERAL PAVEMENT MARKING AND SIGNING NOTES ON SHEET SPM-16.
- MEDIAN CURB MARKINGS SHALL BE APPLIED IN ACCORDANCE WITH THE MEDIAN CURB PAVEMENT MARKING DETAIL ON SHEET SPM-17. THIS WORK WILL BE MEASURED AND PAID FOR SEPARATELY UNDER THE ITEM MODIFIED URETHANE PAVEMENT MARKING - LETTERS AND SYMBOLS.
- RAISED REFLECTIVE PAVEMENT MARKERS SHALL BE OMITTED ON THE BRIDGE APPROACH PAVEMENT AND BRIDGE DECK.
- CURB REFLECTORS SHALL BE PLACED IN ACCORDANCE WITH DETAIL A ON SHEET SPM-16. ALL CURB REFLECTOR COLORS SHALL MATCH THE COLOR OF THE PAVEMENT MARKING LINE ADJACENT TO THE CURB REFLECTOR.
- CURB MARKINGS SHALL BE OMITTED ON ALL THE DIVERGING DIAMOND INTERCHANGE CHANNELIZING ISLANDS.



**PAVEMENT MARKING LEGEND**

- |   |   |  |
|---|---|--|
| (A) PREFORMED PLASTIC PAVEMENT MARKING, TYPE D - LINE 5" (WHITE 10'-30' SKIP LINE) GROOVING FOR RECESSED PAVEMENT MARKING 6"          | (K) PREFORMED PLASTIC PAVEMENT MARKING, TYPE D - LINE 4" (YELLOW 2'-6" SKIP LINE) GROOVING FOR RECESSED PAVEMENT MARKING 5" | (V) MODIFIED URETHANE PAVEMENT MARKING - LINE 24" (WHITE STOP BARS)                          |
| (B) RAISED REFLECTIVE PAVEMENT MARKER   | (L) PREFORMED PLASTIC PAVEMENT MARKING, TYPE D - LINE 4" (WHITE 2'-6" SKIP LINE) GROOVING FOR RECESSED PAVEMENT MARKING 5"  | (W) MODIFIED URETHANE PAVEMENT MARKING - LINE 4" (WHITE SOLID)                               |
| (C) THERMOPLASTIC PAVEMENT MARKING - LINE 4" (SOLID YELLOW)   | (M) THERMOPLASTIC PAVEMENT MARKING - LETTERS & SYMBOLS (WHITE)  | (X) MODIFIED URETHANE PAVEMENT MARKING - LINE 12" (YELLOW 45° DIAGONALS)                     |
| (D) THERMOPLASTIC PAVEMENT MARKING - LINE 4" (SOLID WHITE)  | (N) PREFORMED PLASTIC PAVEMENT MARKING, TYPE D - LINE 6" (WHITE 2'-6" SKIP LINE) GROOVING FOR RECESSED PAVEMENT MARKING 7"  | (Y) THERMOPLASTIC PAVEMENT MARKING - LINE 24" (WHITE STOP BAR)                               |
| (E) THERMOPLASTIC PAVEMENT MARKING - LINE 8" (SOLID WHITE)  | (O) MODIFIED URETHANE PAVEMENT MARKING - LETTERS & SYMBOLS (WHITE)  | (Z) THERMOPLASTIC PAVEMENT MARKING - LINE 4" (DOUBLE YELLOW, 11" C-C)                        |
| (F) THERMOPLASTIC PAVEMENT MARKING - LINE 12" (WHITE CHEVRONS @ 30' SPACING)  | (P) MODIFIED URETHANE PAVEMENT MARKING - LINE 4" (YELLOW SOLID)   | (AA) THERMOPLASTIC PAVEMENT MARKING - LINE 6" (WHITE 2'-6" SKIP LINE)                        |
| (G) THERMOPLASTIC PAVEMENT MARKING - LINE 12" (WHITE 45° DIAGONALS) SPACING SHOWN IN PLANS  | (Q) MODIFIED URETHANE PAVEMENT MARKING - LINE 6" (WHITE SOLID)  | (AB) THERMOPLASTIC PAVEMENT MARKING - LINE 6" (SOLID WHITE)                                  |
| (H) PREFORMED PLASTIC PAVEMENT MARKING, TYPE D - LINE 8" (WHITE 3'-9" SKIP LINE) GROOVING FOR RECESSED PAVEMENT MARKING 9"            | (R) MODIFIED URETHANE PAVEMENT MARKING - LINE 8" (WHITE SOLID)  | (AC) THERMOPLASTIC PAVEMENT MARKING - LINE 12" (YELLOW 45° DIAGONALS @ 75' SPACING, 5 MIN)   |
| (I) PREFORMED PLASTIC PAVEMENT MARKING, TYPE D - LINE 8" (CONTRAST WHITE 10'-30' SKIP LINE) GROOVING FOR RECESSED PAVEMENT MARKING 9" | (S) MODIFIED URETHANE PAVEMENT MARKING - LINE 12" (WHITE 45° DIAGONALS) SPACING SHOWN IN PLANS                              | (AD) THERMOPLASTIC PAVEMENT MARKING - LINE 12" (YELLOW 45° DIAGONALS) SPACING SHOWN IN PLANS |
| (J) THERMOPLASTIC PAVEMENT MARKING - LINE 4" (WHITE 10'-30' SKIP LINE)  | (T) MODIFIED URETHANE PAVEMENT MARKING - LINE 12" (WHITE 45° CHEVRONS @ 10' SPACING)  |  |
|   | (U) MODIFIED URETHANE PAVEMENT MARKING - LINE 12" (WHITE 45° CROSSWALKS)  |  |

**KEY MAP**



USER NAME = jschumann	DESIGNED - IHUSSAINI	REVISED - 05/26/2022 JLS
PLOT SCALE = 1200,0000 ' / ft.	DRAWN - JNAKAWATASE	REVISED -
PLOT DATE = 5/26/2022	CHECKED - JTOBERGTE	REVISED -
	DATE - 05/16/2022	REVISED -

**STATE OF ILLINOIS  
DEPARTMENT OF TRANSPORTATION**

**PAVEMENT MARKING PLAN IL RTE 59 - III  
I-55 AT IL RTE 59 INTERCHANGE**

SCALE: 1"=50' SHEET OF SHEETS STA. TO STA.

F.A./P. RTE.	SECTION	COUNTY	TOTAL SHEETS	SHEET NO.
SPM38	2018-075-R	WILL	1510	800
CONTRACT NO. 62H15			* FAI 55, FAP 338 ILLINOIS FED. AID PROJECT	

D:\162H15-sht-pmk-59-003.dgn  
55432  
2012/11/30

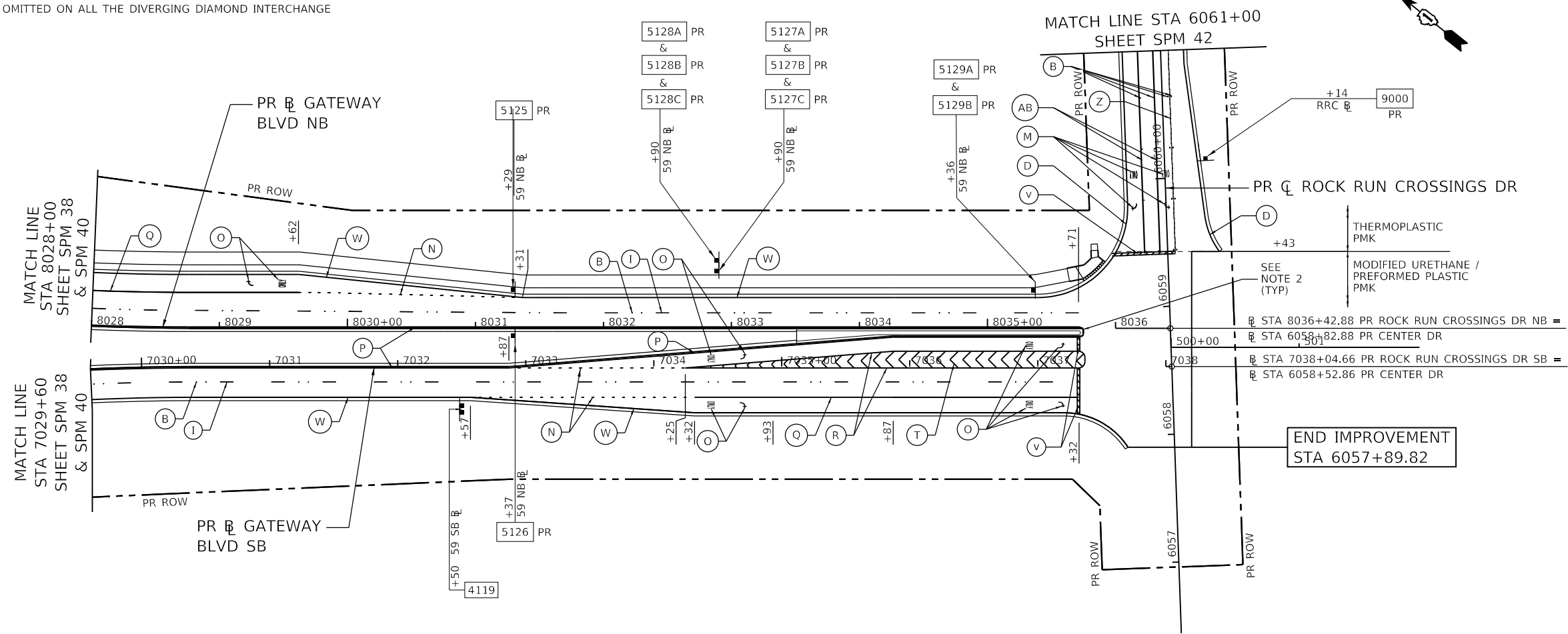
**NOTES**

- SEE GENERAL PAVEMENT MARKING AND SIGNING NOTES ON SHEET SPM-16.
- MEDIAN CURB MARKINGS SHALL BE APPLIED IN ACCORDANCE WITH THE MEDIAN CURB PAVEMENT MARKING DETAIL ON SHEET SPM-17. THIS WORK WILL BE MEASURED AND PAID FOR SEPARATELY UNDER THE ITEM MODIFIED URETHANE PAVEMENT MARKING - LETTERS AND SYMBOLS.
- RAISED REFLECTIVE PAVEMENT MARKERS SHALL BE OMITTED ON THE BRIDGE APPROACH PAVEMENT AND BRIDGE DECK.
- CURB REFLECTORS SHALL BE PLACED IN ACCORDANCE WITH DETAIL A ON SHEET SPM-16. ALL CURB REFLECTOR COLORS SHALL MATCH THE COLOR OF THE PAVEMENT MARKING LINE ADJACENT TO THE CURB REFLECTOR.
- CURB MARKINGS SHALL BE OMITTED ON ALL THE DIVERGING DIAMOND INTERCHANGE CHANNELIZING ISLANDS.

**SIGNING LEGEND**


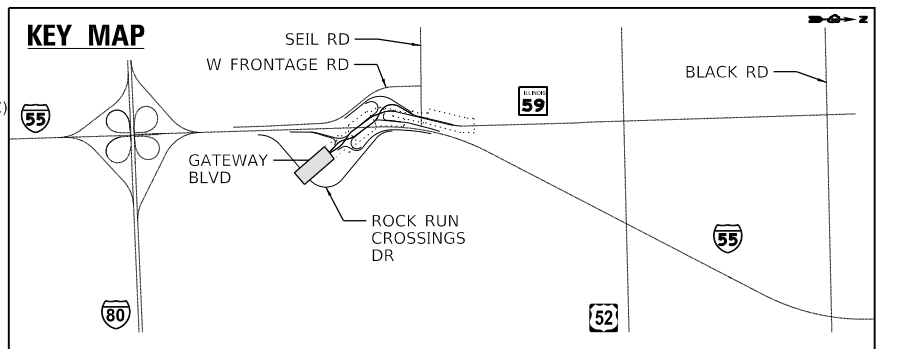
R	REMOVAL
REL	RELOCATE
REM	REMAIN
PR	PROPOSED

R2-1 30x36 B/W	R2-1 30x36 B/W	M3-3 24x12 W/BL M1-1 24x24 W/BL M5-2R 21x15 W/BL	M3-1 24x12 W/BL M1-1 24x24 W/BL	M2-1 30x21 W/BL M1-1 36x36 W/BL	D3-2 127x18 W/G	W1-2L 30x30 B/Y



**PAVEMENT MARKING LEGEND**

- |   |   |  |
|---|---|--|
| (A) PREFORMED PLASTIC PAVEMENT MARKING, TYPE D - LINE 5" (WHITE 10'-30' SKIP LINE) GROOVING FOR RECESSED PAVEMENT MARKING 6"          | (K) PREFORMED PLASTIC PAVEMENT MARKING, TYPE D - LINE 4" (YELLOW 2'-6" SKIP LINE) GROOVING FOR RECESSED PAVEMENT MARKING 5" | (V) MODIFIED URETHANE PAVEMENT MARKING - LINE 24" (WHITE STOP BARS)                          |
| (B) RAISED REFLECTIVE PAVEMENT MARKER   | (L) PREFORMED PLASTIC PAVEMENT MARKING, TYPE D - LINE 4" (WHITE 2'-6" SKIP LINE) GROOVING FOR RECESSED PAVEMENT MARKING 5"  | (W) MODIFIED URETHANE PAVEMENT MARKING - LINE 4" (WHITE SOLID)                               |
| (C) THERMOPLASTIC PAVEMENT MARKING - LINE 4" (SOLID YELLOW)   | (M) THERMOPLASTIC PAVEMENT MARKING - LETTERS & SYMBOLS (WHITE)  | (X) MODIFIED URETHANE PAVEMENT MARKING - LINE 12" (YELLOW 45° DIAGONALS)                     |
| (D) THERMOPLASTIC PAVEMENT MARKING - LINE 4" (SOLID WHITE)  | (N) PREFORMED PLASTIC PAVEMENT MARKING, TYPE D - LINE 6" (WHITE 2'-6" SKIP LINE) GROOVING FOR RECESSED PAVEMENT MARKING 7"  | (Y) THERMOPLASTIC PAVEMENT MARKING - LINE 24" (WHITE STOP BAR)                               |
| (E) THERMOPLASTIC PAVEMENT MARKING - LINE 8" (SOLID WHITE)  | (O) MODIFIED URETHANE PAVEMENT MARKING - LETTERS & SYMBOLS (WHITE)  | (Z) THERMOPLASTIC PAVEMENT MARKING - LINE 4" (DOUBLE YELLOW, 11" C-C)                        |
| (F) THERMOPLASTIC PAVEMENT MARKING - LINE 12" (WHITE CHEVRONS @ 30' SPACING)  | (P) MODIFIED URETHANE PAVEMENT MARKING - LINE 4" (YELLOW SOLID)   | (AA) THERMOPLASTIC PAVEMENT MARKING - LINE 6" (WHITE 2'-6" SKIP LINE)                        |
| (G) THERMOPLASTIC PAVEMENT MARKING - LINE 12" (WHITE 45° DIAGONALS) SPACING SHOWN IN PLANS  | (Q) MODIFIED URETHANE PAVEMENT MARKING - LINE 6" (WHITE SOLID)  | (AB) THERMOPLASTIC PAVEMENT MARKING - LINE 6" (SOLID WHITE)                                  |
| (H) PREFORMED PLASTIC PAVEMENT MARKING, TYPE D - LINE 8" (WHITE 3'-9" SKIP LINE) GROOVING FOR RECESSED PAVEMENT MARKING 9"            | (R) MODIFIED URETHANE PAVEMENT MARKING - LINE 8" (WHITE SOLID)  | (AC) THERMOPLASTIC PAVEMENT MARKING - LINE 12" (YELLOW 45° DIAGONALS @ 75' SPACING, 5 MIN)   |
| (I) PREFORMED PLASTIC PAVEMENT MARKING, TYPE D - LINE 8" (CONTRAST WHITE 10'-30' SKIP LINE) GROOVING FOR RECESSED PAVEMENT MARKING 9" | (S) MODIFIED URETHANE PAVEMENT MARKING - LINE 12" (WHITE 45° DIAGONALS) SPACING SHOWN IN PLANS                              | (AD) THERMOPLASTIC PAVEMENT MARKING - LINE 12" (YELLOW 45° DIAGONALS) SPACING SHOWN IN PLANS |
| (J) THERMOPLASTIC PAVEMENT MARKING - LINE 4" (WHITE 10'-30' SKIP LINE)  | (T) MODIFIED URETHANE PAVEMENT MARKING - LINE 12" (WHITE 45° CHEVRONS @ 10' SPACING)  |  |
|   | (U) MODIFIED URETHANE PAVEMENT MARKING - LINE 12" (WHITE 45° CROSSWALKS)  |  |



MODEL: Default  
 FILE: \\bentley.com\baretech\pwworking\107005\10740\001\Eng\_Docs\_Phase\_B\Print\_Mkg\_Sign\_Accurate\Sheets\0162H15-sht-pmk-59-004.dgn  
 D:\62H15-sht-pmk-59-004.dgn  
 55432  
 2012/11/30



USER NAME = jschumann	DESIGNED - IHUSSAIN	REVISED - 05/26/2022 JLS
PLOT SCALE = 1200,0000 ' / ft.	DRAWN - JNAKAWATASE	REVISED -
PLOT DATE = 5/26/2022	CHECKED - JTOBERGTE	REVISED -
	DATE - 05/16/2022	REVISED -

**STATE OF ILLINOIS  
DEPARTMENT OF TRANSPORTATION**

**PAVEMENT MARKING AND SIGNING PLAN IL RTE 59 - IV  
I-55 AT IL RTE 59 INTERCHANGE**

SCALE: 1"=50'    SHEET OF SHEETS    STA. TO STA.

F.A./P.RTE.	SECTION	COUNTY	TOTAL SHEETS	SHEET NO.
SPM41	2018-075-R	WILL	1510	803
CONTRACT NO. 62H15			* FAI 55, FAP 338	
ILLINOIS FED. AID PROJECT				










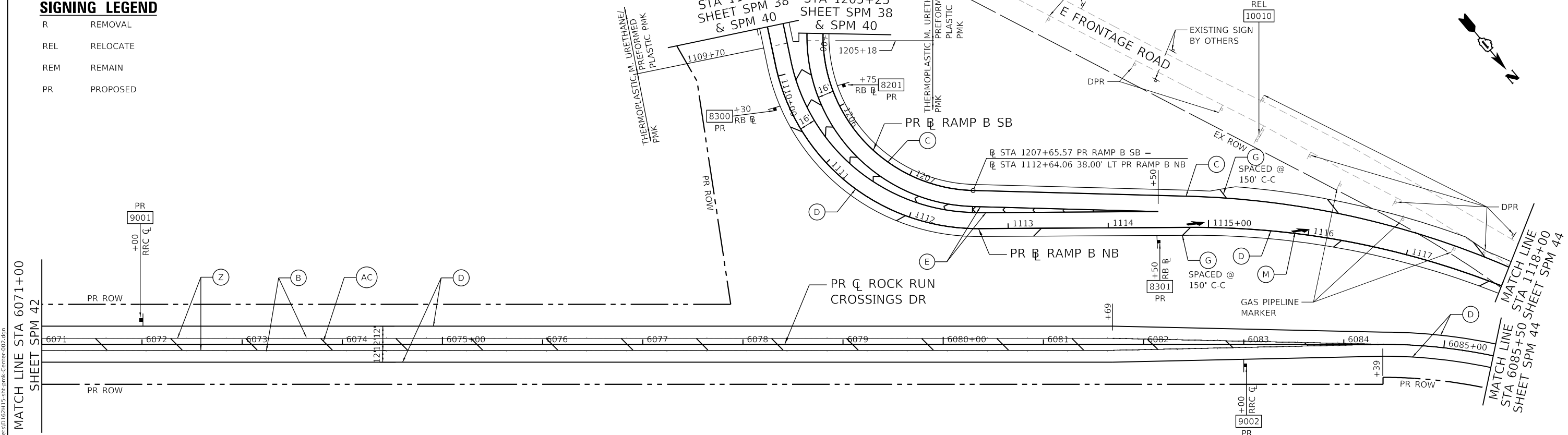
**NOTES**

- SEE GENERAL PAVEMENT MARKING AND SIGNING NOTES ON SHEET SPM-16.
- MEDIAN CURB MARKINGS SHALL BE APPLIED IN ACCORDANCE WITH THE MEDIAN CURB PAVEMENT MARKING DETAIL ON SHEET SPM-17. THIS WORK WILL BE MEASURED AND PAID FOR SEPARATELY UNDER THE ITEM MODIFIED URETHANE PAVEMENT MARKING - LETTERS AND SYMBOLS.
- RAISED REFLECTIVE PAVEMENT MARKERS SHALL BE OMITTED ON THE BRIDGE APPROACH PAVEMENT AND BRIDGE DECK.
- CURB REFLECTORS SHALL BE PLACED IN ACCORDANCE WITH DETAIL A ON SHEET SPM-16. ALL CURB REFLECTOR COLORS SHALL MATCH THE COLOR OF THE PAVEMENT MARKING LINE ADJACENT TO THE CURB REFLECTOR.
- CURB MARKINGS SHALL BE OMITTED ON ALL THE DIVERGING DIAMOND INTERCHANGE CHANNELIZING ISLANDS.

**SIGNING LEGEND**


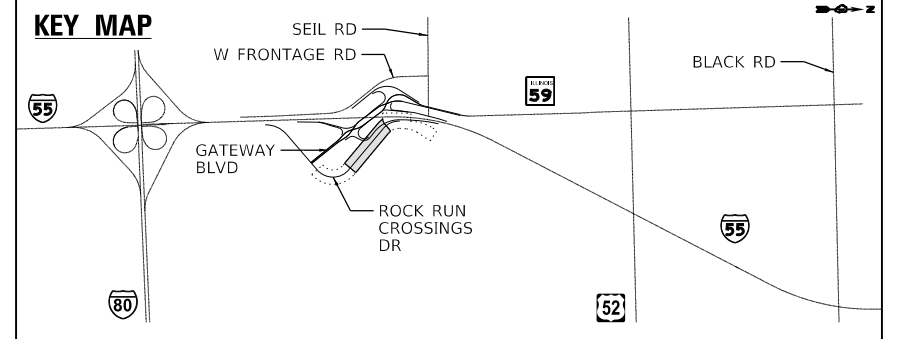
R	REMOVAL
REL	RELOCATE
REM	REMAIN
PR	PROPOSED

<div style="border: 1px solid black; padding: 2px; width: 40px; margin: 0 auto;">8201</div> <div style="text-align: center; font-size: 8px;">PR</div> <div style="text-align: center; margin: 5px 0;">  </div> <div style="text-align: center; font-size: 8px;">R5-1100 48X60 B/W</div>	<div style="border: 1px solid black; padding: 2px; width: 40px; margin: 0 auto;">8300</div> <div style="text-align: center; font-size: 8px;">PR</div> <div style="text-align: center; margin: 5px 0;">  </div> <div style="text-align: center; font-size: 8px;">R5-1100 48X60 B/W</div>	<div style="border: 1px solid black; padding: 2px; width: 40px; margin: 0 auto;">8301</div> <div style="text-align: center; font-size: 8px;">PR</div> <div style="text-align: center; margin: 5px 0;">  </div> <div style="text-align: center; font-size: 8px;">W4-2R 48X48 B/Y</div>	<div style="border: 1px solid black; padding: 2px; width: 40px; margin: 0 auto;">9001</div> <div style="text-align: center; font-size: 8px;">PR</div> <div style="text-align: center; margin: 5px 0;">  </div> <div style="text-align: center; font-size: 8px;">W1-2R 30X30 B/Y</div>	<div style="border: 1px solid black; padding: 2px; width: 40px; margin: 0 auto;">10010</div> <div style="text-align: center; font-size: 8px;">REL/PR</div> <div style="text-align: center; margin: 5px 0;">  </div> <div style="text-align: center; font-size: 8px;">W1-2R 30X30 B/Y</div>
--	--	--	--	---



**PAVEMENT MARKING LEGEND**

- |   |  |  |
|---|--|--|
| <ul style="list-style-type: none"> <li>(A) PREFORMED PLASTIC PAVEMENT MARKING, TYPE D - LINE 5" (WHITE 10'-30" SKIP LINE) GROOVING FOR RECESSED PAVEMENT MARKING 6"</li> <li>(B) RAISED REFLECTIVE PAVEMENT MARKER</li> <li>(C) THERMOPLASTIC PAVEMENT MARKING - LINE 4" (SOLID YELLOW)</li> <li>(D) THERMOPLASTIC PAVEMENT MARKING - LINE 4" (SOLID WHITE)</li> <li>(E) THERMOPLASTIC PAVEMENT MARKING - LINE 8" (SOLID WHITE)</li> <li>(F) THERMOPLASTIC PAVEMENT MARKING - LINE 12" (WHITE CHEVRONS @ 30' SPACING)</li> <li>(G) THERMOPLASTIC PAVEMENT MARKING - LINE 12" (WHITE 45° DIAGONALS) SPACING SHOWN IN PLANS</li> <li>(H) PREFORMED PLASTIC PAVEMENT MARKING, TYPE D - LINE 8" (WHITE 3'-9" SKIP LINE) GROOVING FOR RECESSED PAVEMENT MARKING 9"</li> <li>(I) PREFORMED PLASTIC PAVEMENT MARKING, TYPE D - LINE 8" (CONTRAST WHITE 10'-30" SKIP LINE) GROOVING FOR RECESSED PAVEMENT MARKING 9"</li> <li>(J) THERMOPLASTIC PAVEMENT MARKING - LINE 4" (WHITE 10'-30" SKIP LINE)</li> </ul> | <ul style="list-style-type: none"> <li>(K) PREFORMED PLASTIC PAVEMENT MARKING, TYPE D - LINE 4" (YELLOW 2'-6" SKIP LINE) GROOVING FOR RECESSED PAVEMENT MARKING 5"</li> <li>(L) PREFORMED PLASTIC PAVEMENT MARKING, TYPE D - LINE 4" (WHITE 2'-6" SKIP LINE) GROOVING FOR RECESSED PAVEMENT MARKING 5"</li> <li>(M) THERMOPLASTIC PAVEMENT MARKING - LETTERS &amp; SYMBOLS (WHITE)</li> <li>(N) PREFORMED PLASTIC PAVEMENT MARKING, TYPE D - LINE 6" (WHITE 2'-6" SKIP LINE) GROOVING FOR RECESSED PAVEMENT MARKING 7"</li> <li>(O) MODIFIED URETHANE PAVEMENT MARKING - LETTERS &amp; SYMBOLS (WHITE)</li> <li>(P) MODIFIED URETHANE PAVEMENT MARKING - LINE 4" (YELLOW SOLID)</li> <li>(Q) MODIFIED URETHANE PAVEMENT MARKING - LINE 6" (WHITE SOLID)</li> <li>(R) MODIFIED URETHANE PAVEMENT MARKING - LINE 8" (WHITE SOLID)</li> <li>(S) MODIFIED URETHANE PAVEMENT MARKING - LINE 12" (WHITE 45° DIAGONALS) SPACING SHOWN IN PLANS</li> <li>(T) MODIFIED URETHANE PAVEMENT MARKING - LINE 12" (WHITE 45° CHEVRONS @ 10' SPACING)</li> <li>(U) MODIFIED URETHANE PAVEMENT MARKING - LINE 12" (WHITE 45° CROSSWALKS)</li> </ul> | <ul style="list-style-type: none"> <li>(V) MODIFIED URETHANE PAVEMENT MARKING - LINE 24" (WHITE STOP BARS)</li> <li>(W) MODIFIED URETHANE PAVEMENT MARKING - LINE 4" (WHITE SOLID)</li> <li>(X) MODIFIED URETHANE PAVEMENT MARKING - LINE 12" (YELLOW 45° DIAGONALS)</li> <li>(Y) THERMOPLASTIC PAVEMENT MARKING - LINE 24" (WHITE STOP BAR)</li> <li>(Z) THERMOPLASTIC PAVEMENT MARKING - LINE 4" (DOUBLE YELLOW, 11" C-C)</li> <li>(AA) THERMOPLASTIC PAVEMENT MARKING - LINE 6" (WHITE 2'-6" SKIP LINE)</li> <li>(AB) THERMOPLASTIC PAVEMENT MARKING - LINE 6" (SOLID WHITE)</li> <li>(AC) THERMOPLASTIC PAVEMENT MARKING - LINE 12" (YELLOW 45° DIAGONALS @ 75' SPACING, 5 MIN)</li> <li>(AD) THERMOPLASTIC PAVEMENT MARKING - LINE 12" (YELLOW 45° DIAGONALS) SPACING SHOWN IN PLANS</li> </ul> |
|---|--|--|



MODEL: Default  
 FILE: \\bentley.com\pub\dwg\p01\Documents\107005\107140\001\Eng\_Docx\_Pkgs\Print\_Mkg\_Shm\_Accurate\Sheets\0162H15-sht-pmk-Center-002.dgn  
 D:\62H15-sht-pmk-Center-002.dgn  
 55432  
 2012/11/30



USER NAME = jschumann	DESIGNED - IHUSSAINI	REVISED - 05/26/2022 JLS
PLOT SCALE = 12000.0000 ' / ft.	DRAWN - JNAKAWATASE	REVISED -
PLOT DATE = 5/26/2022	CHECKED - JTOBERGTE	REVISED -
	DATE - 05/16/2022	REVISED -

**STATE OF ILLINOIS  
DEPARTMENT OF TRANSPORTATION**

**PAVEMENT MARKING AND SIGNING PLAN  
ROCK RUN CROSSINGS DR - II  
I-55 AT IL RTE 59 INTERCHANGE**

SCALE: 1"=50' SHEET OF SHEETS STA. TO STA.

F.A./P RTE.	SECTION	COUNTY	TOTAL SHEETS	SHEET NO.
SPM43	2018-075-R	WILL	1510	805
* FAI 55, FAP 338 ILLINOIS FED. AID PROJECT			CONTRACT NO. 62H15	



**NOTES**

- SEE GENERAL PAVEMENT MARKING AND SIGNING NOTES ON SHEET SPM-16.
- MEDIAN CURB MARKINGS SHALL BE APPLIED IN ACCORDANCE WITH THE MEDIAN CURB PAVEMENT MARKING DETAIL ON SHEET SPM-17. THIS WORK WILL BE MEASURED AND PAID FOR SEPARATELY UNDER THE ITEM MODIFIED URETHANE PAVEMENT MARKING - LETTERS AND SYMBOLS.
- RAISED REFLECTIVE PAVEMENT MARKERS SHALL BE OMITTED ON THE BRIDGE APPROACH PAVEMENT AND BRIDGE DECK.
- CURB REFLECTORS SHALL BE PLACED IN ACCORDANCE WITH DETAIL A ON SHEET SPM-16. ALL CURB REFLECTOR COLORS SHALL MATCH THE COLOR OF THE PAVEMENT MARKING LINE ADJACENT TO THE CURB REFLECTOR.
- CURB MARKINGS SHALL BE OMITTED ON ALL THE DIVERGING DIAMOND INTERCHANGE CHANNELIZING ISLANDS.

**SIGNING LEGEND**

- R REMOVAL
- REL RELOCATE
- REM REMAIN
- PR PROPOSED
- PR PROPOSED

4007A PR & 4007B PR & 4007C PR	4008A PR & 4008B PR & 4008C PR	1128A REL & 1128B PR & 1128B PR	4009 PR	1129 REL/PR	4010 PR	4011 PR	4012 PR	1130	1128A PR & 1128B PR & 6000 PR
--	--	---	---------	-------------	---------	---------	---------	------	---

<b>NORTH</b> 55	<b>SOUTH</b> 55	<b>SOUTH</b> 55
KEEP LEFT	RIGHT LANE	
M3-1 24X12 W/BL	M3-3 24X12 W/BL	M3-3 30X15 W/BL
M1-1 24X24 W/BL	M1-1 24X24 W/BL	M1-1 36X36 W/BL
M1-1 24X24 W/BL	M1-1 24X24 W/BL	M5-6 24X24 W/BL

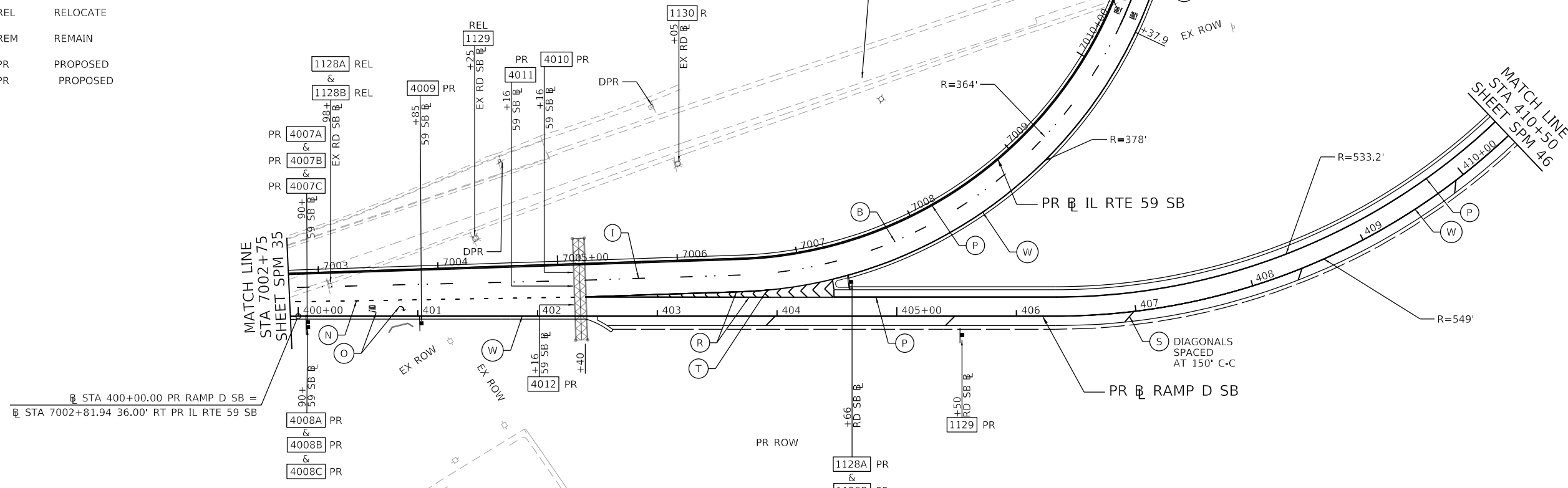
RIGHT LANE MUST EXIT R3-33 48X24 B/W	USE PROHIBITED BY MOTOR DRIVEN CYCLES FROM IMPLEMENTS PEDESTRIANS NON-MOTORIZED TRAFFIC BUCKLE UP! R5-1100 48X60 B/W
---	--

Chicago LEFT LANE 126X108 W/G	END 59 Gateway Blvd To Olympic Blvd 216X138 W/G	55 SOUTH Bloomington EXIT ONLY 180X126 W/G
-------------------------------------	---	--

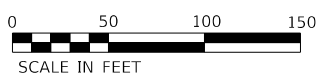
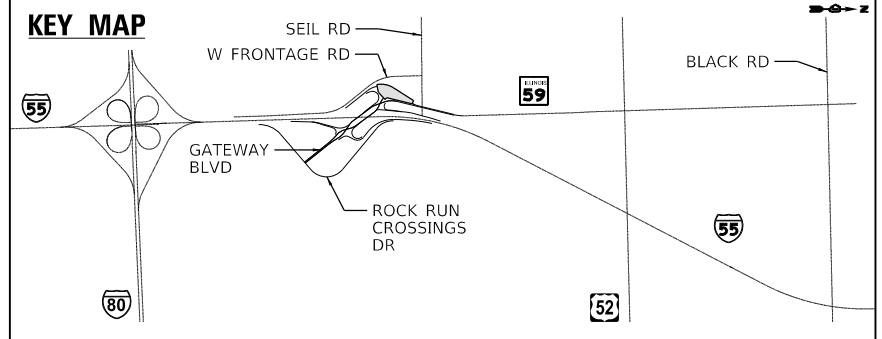
  

RAMP 45 MPH W13-3 48X60 B/Y	1128A PR & 1128B PR & 6000 PR
--	---



**PAVEMENT MARKING LEGEND**

- |   |   |  |
|---|---|--|
| (A) PREFORMED PLASTIC PAVEMENT MARKING, TYPE D - LINE 5" (WHITE 10'-30' SKIP LINE) GROOVING FOR RECESSED PAVEMENT MARKING 6"          | (K) PREFORMED PLASTIC PAVEMENT MARKING, TYPE D - LINE 4" (YELLOW 2'-6" SKIP LINE) GROOVING FOR RECESSED PAVEMENT MARKING 5" | (V) MODIFIED URETHANE PAVEMENT MARKING - LINE 24" (WHITE STOP BARS)                          |
| (B) RAISED REFLECTIVE PAVEMENT MARKER   | (L) PREFORMED PLASTIC PAVEMENT MARKING, TYPE D - LINE 4" (WHITE 2'-6" SKIP LINE) GROOVING FOR RECESSED PAVEMENT MARKING 5"  | (W) MODIFIED URETHANE PAVEMENT MARKING - LINE 4" (WHITE SOLID)                               |
| (C) THERMOPLASTIC PAVEMENT MARKING - LINE 4" (SOLID YELLOW)   | (M) THERMOPLASTIC PAVEMENT MARKING - LETTERS & SYMBOLS (WHITE)  | (X) MODIFIED URETHANE PAVEMENT MARKING - LINE 12" (YELLOW 45° DIAGONALS)                     |
| (D) THERMOPLASTIC PAVEMENT MARKING - LINE 4" (SOLID WHITE)  | (N) PREFORMED PLASTIC PAVEMENT MARKING, TYPE D - LINE 6" (WHITE 2'-6" SKIP LINE) GROOVING FOR RECESSED PAVEMENT MARKING 7"  | (Y) THERMOPLASTIC PAVEMENT MARKING - LINE 24" (WHITE STOP BAR)                               |
| (E) THERMOPLASTIC PAVEMENT MARKING - LINE 8" (SOLID WHITE)  | (O) MODIFIED URETHANE PAVEMENT MARKING - LETTERS & SYMBOLS (WHITE)  | (Z) THERMOPLASTIC PAVEMENT MARKING - LINE 4" (DOUBLE YELLOW, 11" C-C)                        |
| (F) THERMOPLASTIC PAVEMENT MARKING - LINE 12" (WHITE CHEVRONS @ 30' SPACING)  | (P) MODIFIED URETHANE PAVEMENT MARKING - LINE 4" (YELLOW SOLID)   | (AA) THERMOPLASTIC PAVEMENT MARKING - LINE 6" (WHITE 2'-6" SKIP LINE)                        |
| (G) THERMOPLASTIC PAVEMENT MARKING - LINE 12" (WHITE 45° DIAGONALS) SPACING SHOWN IN PLANS  | (Q) MODIFIED URETHANE PAVEMENT MARKING - LINE 6" (WHITE SOLID)  | (AB) THERMOPLASTIC PAVEMENT MARKING - LINE 6" (SOLID WHITE)                                  |
| (H) PREFORMED PLASTIC PAVEMENT MARKING, TYPE D - LINE 8" (WHITE 3'-9" SKIP LINE) GROOVING FOR RECESSED PAVEMENT MARKING 9"            | (R) MODIFIED URETHANE PAVEMENT MARKING - LINE 8" (WHITE SOLID)  | (AC) THERMOPLASTIC PAVEMENT MARKING - LINE 12" (YELLOW 45° DIAGONALS @ 75' SPACING, 5 MIN)   |
| (I) PREFORMED PLASTIC PAVEMENT MARKING, TYPE D - LINE 8" (CONTRAST WHITE 10'-30' SKIP LINE) GROOVING FOR RECESSED PAVEMENT MARKING 9" | (S) MODIFIED URETHANE PAVEMENT MARKING - LINE 12" (WHITE 45° DIAGONALS) SPACING SHOWN IN PLANS                              | (AD) THERMOPLASTIC PAVEMENT MARKING - LINE 12" (YELLOW 45° DIAGONALS) SPACING SHOWN IN PLANS |
| (J) THERMOPLASTIC PAVEMENT MARKING - LINE 4" (WHITE 10'-30' SKIP LINE)  | (T) MODIFIED URETHANE PAVEMENT MARKING - LINE 12" (WHITE 45° CHEVRONS @ 10' SPACING)  |  |
|   | (U) MODIFIED URETHANE PAVEMENT MARKING - LINE 12" (WHITE 45° CROSSWALKS)  |  |



MODEL: Default  
FILE: Accurate - PavementMarking-Plan-011\Documents\107005\107005-107005-Eng\_Docx\_Plan\_Plot\Print\_Mkg\_Sign\_Accurate\Streets\062H15-shit-pmk-Ramp D SB-001.dgn  
D:\62H15-shit-pmk-Ramp D SB-001.dgn  
55432  
2012\11\30





USER NAME = jschumann	DESIGNED - IHUSSAINI	REVISED - 05/26/2022 JLS
PLOT SCALE = 1/200,0000' / ft.	DRAWN - JNAKAWATASE	REVISED -
PLOT DATE = 5/26/2022	CHECKED - JTOBERGTE	REVISED -
	DATE - 05/16/2022	REVISED -

**STATE OF ILLINOIS  
DEPARTMENT OF TRANSPORTATION**

**PAVEMENT MARKING AND SIGNING PLAN RAMP D SB - I  
I-55 AT IL RTE 59 INTERCHANGE**

SCALE: 1"=50'    SHEET    OF    SHEETS    STA.    TO    STA.

F.A./P.RTE.	SECTION	COUNTY	TOTAL SHEETS	SHEET NO.
SPM45	2018-075-R	WILL	1510	807
* FAI 55, FAP 338			ILLINOIS FED. AID PROJECT	

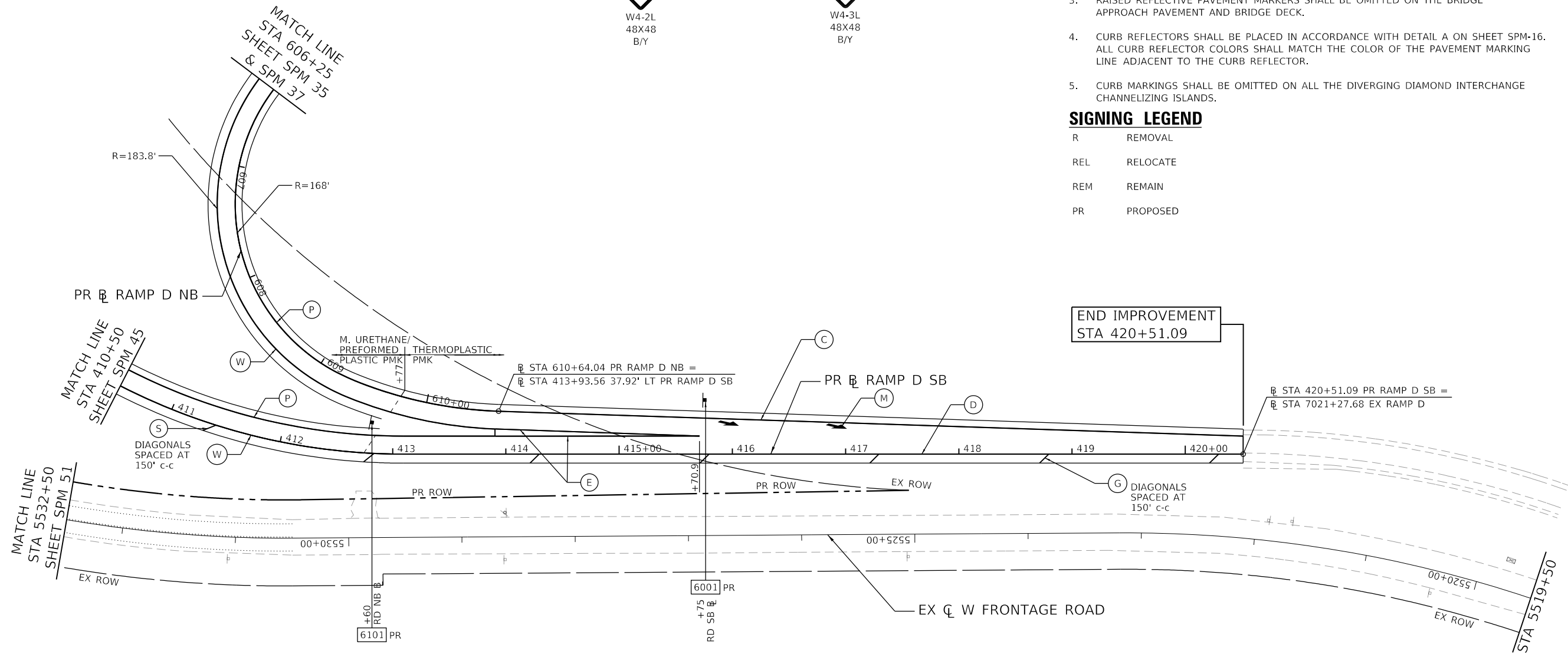


**NOTES**

- SEE GENERAL PAVEMENT MARKING AND SIGNING NOTES ON SHEET SPM-16.
- MEDIAN CURB MARKINGS SHALL BE APPLIED IN ACCORDANCE WITH THE MEDIAN CURB PAVEMENT MARKING DETAIL ON SHEET SPM-17. THIS WORK WILL BE MEASURED AND PAID FOR SEPARATELY UNDER THE ITEM MODIFIED URETHANE PAVEMENT MARKING - LETTERS AND SYMBOLS.
- RAISED REFLECTIVE PAVEMENT MARKERS SHALL BE OMITTED ON THE BRIDGE APPROACH PAVEMENT AND BRIDGE DECK.
- CURB REFLECTORS SHALL BE PLACED IN ACCORDANCE WITH DETAIL A ON SHEET SPM-16. ALL CURB REFLECTOR COLORS SHALL MATCH THE COLOR OF THE PAVEMENT MARKING LINE ADJACENT TO THE CURB REFLECTOR.
- CURB MARKINGS SHALL BE OMITTED ON ALL THE DIVERGING DIAMOND INTERCHANGE CHANNELIZING ISLANDS.


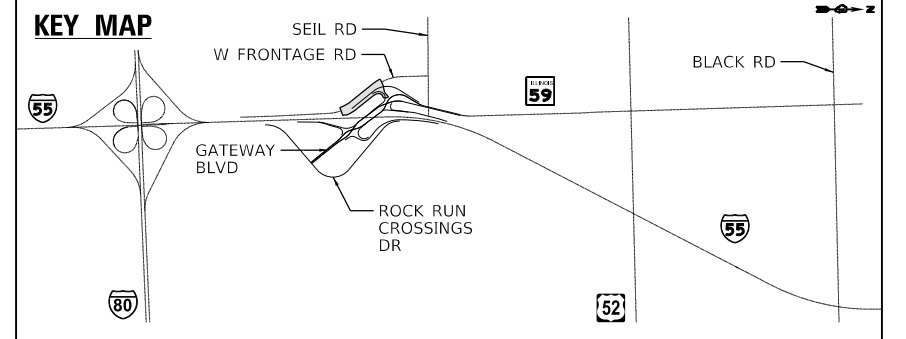
**SIGNING LEGEND**

R	REMOVAL
REL	RELOCATE
REM	REMAIN
PR	PROPOSED



**PAVEMENT MARKING LEGEND**

- |   |   |  |
|---|---|--|
| (A) PREFORMED PLASTIC PAVEMENT MARKING, TYPE D - LINE 5" (WHITE 10'-30" SKIP LINE) GROOVING FOR RECESSED PAVEMENT MARKING 6"          | (K) PREFORMED PLASTIC PAVEMENT MARKING, TYPE D - LINE 4" (YELLOW 2'-6" SKIP LINE) GROOVING FOR RECESSED PAVEMENT MARKING 5" | (V) MODIFIED URETHANE PAVEMENT MARKING - LINE 24" (WHITE STOP BARS)                          |
| (B) RAISED REFLECTIVE PAVEMENT MARKER   | (L) PREFORMED PLASTIC PAVEMENT MARKING, TYPE D - LINE 4" (WHITE 2'-6" SKIP LINE) GROOVING FOR RECESSED PAVEMENT MARKING 5"  | (W) MODIFIED URETHANE PAVEMENT MARKING - LINE 4" (WHITE SOLID)                               |
| (C) THERMOPLASTIC PAVEMENT MARKING - LINE 4" (SOLID YELLOW)   | (M) THERMOPLASTIC PAVEMENT MARKING - LETTERS & SYMBOLS (WHITE)  | (X) MODIFIED URETHANE PAVEMENT MARKING - LINE 12" (YELLOW 45° DIAGONALS)                     |
| (D) THERMOPLASTIC PAVEMENT MARKING - LINE 4" (SOLID WHITE)  | (N) PREFORMED PLASTIC PAVEMENT MARKING, TYPE D - LINE 6" (WHITE 2'-6" SKIP LINE) GROOVING FOR RECESSED PAVEMENT MARKING 7"  | (Y) THERMOPLASTIC PAVEMENT MARKING - LINE 24" (WHITE STOP BAR)                               |
| (E) THERMOPLASTIC PAVEMENT MARKING - LINE 8" (SOLID WHITE)  | (O) MODIFIED URETHANE PAVEMENT MARKING - LETTERS & SYMBOLS (WHITE)  | (Z) THERMOPLASTIC PAVEMENT MARKING - LINE 4" (DOUBLE YELLOW, 11" C-C)                        |
| (F) THERMOPLASTIC PAVEMENT MARKING - LINE 12" (WHITE CHEVRONS @ 30' SPACING)  | (P) MODIFIED URETHANE PAVEMENT MARKING - LINE 4" (YELLOW SOLID)   | (AA) THERMOPLASTIC PAVEMENT MARKING - LINE 6" (WHITE 2'-6" SKIP LINE)                        |
| (G) THERMOPLASTIC PAVEMENT MARKING - LINE 12" (WHITE 45° DIAGONALS) SPACING SHOWN IN PLANS  | (Q) MODIFIED URETHANE PAVEMENT MARKING - LINE 6" (WHITE SOLID)  | (AB) THERMOPLASTIC PAVEMENT MARKING - LINE 6" (SOLID WHITE)                                  |
| (H) PREFORMED PLASTIC PAVEMENT MARKING, TYPE D - LINE 8" (WHITE 3'-9" SKIP LINE) GROOVING FOR RECESSED PAVEMENT MARKING 9"            | (R) MODIFIED URETHANE PAVEMENT MARKING - LINE 8" (WHITE SOLID)  | (AC) THERMOPLASTIC PAVEMENT MARKING - LINE 12" (YELLOW 45° DIAGONALS @ 75' SPACING, 5 MIN)   |
| (I) PREFORMED PLASTIC PAVEMENT MARKING, TYPE D - LINE 8" (CONTRAST WHITE 10'-30" SKIP LINE) GROOVING FOR RECESSED PAVEMENT MARKING 9" | (S) MODIFIED URETHANE PAVEMENT MARKING - LINE 12" (WHITE 45° DIAGONALS) SPACING SHOWN IN PLANS                              | (AD) THERMOPLASTIC PAVEMENT MARKING - LINE 12" (YELLOW 45° DIAGONALS) SPACING SHOWN IN PLANS |
| (J) THERMOPLASTIC PAVEMENT MARKING - LINE 4" (WHITE 10'-30" SKIP LINE)  | (T) MODIFIED URETHANE PAVEMENT MARKING - LINE 12" (WHITE 45° CHEVRONS @ 10' SPACING)  |  |
|   | (U) MODIFIED URETHANE PAVEMENT MARKING - LINE 12" (WHITE 45° CROSSWALKS)  |  |



	USER NAME = jschumann DESIGNED - IHUSSAINI DRAWN - JNAKAWATASE PLOT SCALE = 1200.0000' / ft. PLOT DATE = 5/26/2022	DESIGNED - IHUSSAINI DRAWN - JNAKAWATASE CHECKED - THOMASMILLER DATE - 05/16/2022	REVISED - 05/26/2022 JLS REVISED - REVISED - REVISED -
--	--	--	---

**STATE OF ILLINOIS  
DEPARTMENT OF TRANSPORTATION**

**PAVEMENT MARKING AND SIGNING PLAN RAMP D SB - II  
I-55 AT IL RTE 59 INTERCHANGE**

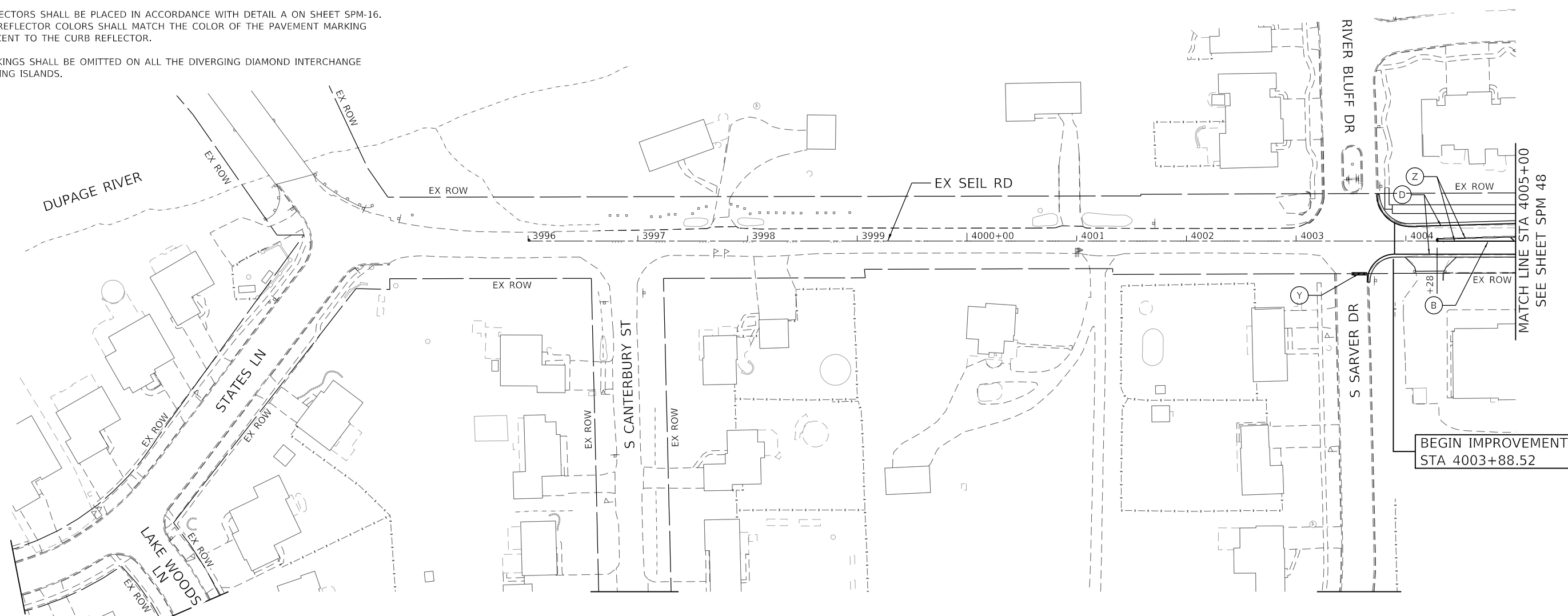
SCALE: 1"=50' SHEET OF SHEETS STA. TO STA.

F.A./P RTE.	SECTION	COUNTY	TOTAL SHEETS	SHEET NO.
SPM46	2018-075-R	WILL	1510	808
* FAI 55, FAP 338			CONTRACT NO. 62H15	
ILLINOIS FED. AID PROJECT				

MODEL: Default  
 FILE: \\iberech-pw-bentley.com\iberech-pw-01\Documents\107005107140\_000\Eng\_Docs\_Phase\_III\Print\_Mkg\_Sign\_Accurate\Sheets\0162H15-shit-pmk-Ramp\_D\_SB-002.dgn  
 D:\62H15-shit-pmk-Ramps-002.dgn  
 55432  
 2012/11/30

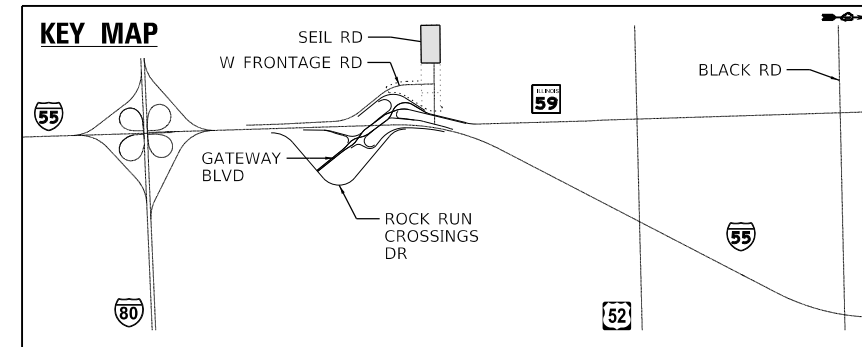
**NOTES**

1. SEE GENERAL PAVEMENT MARKING AND SIGNING NOTES ON SHEET SPM-16.
2. MEDIAN CURB MARKINGS SHALL BE APPLIED IN ACCORDANCE WITH THE MEDIAN CURB PAVEMENT MARKING DETAIL ON SHEET SPM-17. THIS WORK WILL BE MEASURED AND PAID FOR SEPARATELY UNDER THE ITEM MODIFIED URETHANE PAVEMENT MARKING - LETTERS AND SYMBOLS.
3. RAISED REFLECTIVE PAVEMENT MARKERS SHALL BE OMITTED ON THE BRIDGE APPROACH PAVEMENT AND BRIDGE DECK.
4. CURB REFLECTORS SHALL BE PLACED IN ACCORDANCE WITH DETAIL A ON SHEET SPM-16. ALL CURB REFLECTOR COLORS SHALL MATCH THE COLOR OF THE PAVEMENT MARKING LINE ADJACENT TO THE CURB REFLECTOR.
5. CURB MARKINGS SHALL BE OMITTED ON ALL THE DIVERGING DIAMOND INTERCHANGE CHANNELIZING ISLANDS.



**PAVEMENT MARKING LEGEND**

- |   |   |  |
|---|---|--|
| (A) PREFORMED PLASTIC PAVEMENT MARKING, TYPE D - LINE 5" (WHITE 10'-30' SKIP LINE) GROOVING FOR RECESSED PAVEMENT MARKING 6"          | (K) PREFORMED PLASTIC PAVEMENT MARKING, TYPE D - LINE 4" (YELLOW 2'-6" SKIP LINE) GROOVING FOR RECESSED PAVEMENT MARKING 5" | (V) MODIFIED URETHANE PAVEMENT MARKING - LINE 24" (WHITE STOP BARS)                          |
| (B) RAISED REFLECTIVE PAVEMENT MARKER   | (L) PREFORMED PLASTIC PAVEMENT MARKING, TYPE D - LINE 4" (WHITE 2'-6" SKIP LINE) GROOVING FOR RECESSED PAVEMENT MARKING 5"  | (W) MODIFIED URETHANE PAVEMENT MARKING - LINE 4" (WHITE SOLID)                               |
| (C) THERMOPLASTIC PAVEMENT MARKING - LINE 4" (SOLID YELLOW)   | (M) THERMOPLASTIC PAVEMENT MARKING - LETTERS & SYMBOLS (WHITE)  | (X) MODIFIED URETHANE PAVEMENT MARKING - LINE 12" (YELLOW 45° DIAGONALS)                     |
| (D) THERMOPLASTIC PAVEMENT MARKING - LINE 4" (SOLID WHITE)  | (N) PREFORMED PLASTIC PAVEMENT MARKING, TYPE D - LINE 6" (WHITE 2'-6" SKIP LINE) GROOVING FOR RECESSED PAVEMENT MARKING 7"  | (Y) THERMOPLASTIC PAVEMENT MARKING - LINE 24" (WHITE STOP BAR)                               |
| (E) THERMOPLASTIC PAVEMENT MARKING - LINE 8" (SOLID WHITE)  | (O) MODIFIED URETHANE PAVEMENT MARKING - LETTERS & SYMBOLS (WHITE)  | (Z) THERMOPLASTIC PAVEMENT MARKING - LINE 4" (DOUBLE YELLOW, 11" C-C)                        |
| (F) THERMOPLASTIC PAVEMENT MARKING - LINE 12" (WHITE CHEVRONS @ 30' SPACING)  | (P) MODIFIED URETHANE PAVEMENT MARKING - LINE 4" (YELLOW SOLID)   | (AA) THERMOPLASTIC PAVEMENT MARKING - LINE 6" (WHITE 2'-6" SKIP LINE)                        |
| (G) THERMOPLASTIC PAVEMENT MARKING - LINE 12" (WHITE 45° DIAGONALS) SPACING SHOWN IN PLANS  | (Q) MODIFIED URETHANE PAVEMENT MARKING - LINE 6" (WHITE SOLID)  | (AB) THERMOPLASTIC PAVEMENT MARKING - LINE 6" (SOLID WHITE)                                  |
| (H) PREFORMED PLASTIC PAVEMENT MARKING, TYPE D - LINE 8" (WHITE 3'-9" SKIP LINE) GROOVING FOR RECESSED PAVEMENT MARKING 9"            | (R) MODIFIED URETHANE PAVEMENT MARKING - LINE 8" (WHITE SOLID)  | (AC) THERMOPLASTIC PAVEMENT MARKING - LINE 12" (YELLOW 45° DIAGONALS @ 75' SPACING, 5 MIN)   |
| (I) PREFORMED PLASTIC PAVEMENT MARKING, TYPE D - LINE 8" (CONTRAST WHITE 10'-30' SKIP LINE) GROOVING FOR RECESSED PAVEMENT MARKING 9" | (S) MODIFIED URETHANE PAVEMENT MARKING - LINE 12" (WHITE 45° DIAGONALS) SPACING SHOWN IN PLANS                              | (AD) THERMOPLASTIC PAVEMENT MARKING - LINE 12" (YELLOW 45° DIAGONALS) SPACING SHOWN IN PLANS |
| (J) THERMOPLASTIC PAVEMENT MARKING - LINE 4" (WHITE 10'-30' SKIP LINE)  | (T) MODIFIED URETHANE PAVEMENT MARKING - LINE 12" (WHITE 45° CHEVRONS @ 10' SPACING)  |  |
|   | (U) MODIFIED URETHANE PAVEMENT MARKING - LINE 12" (WHITE 45° CROSSWALKS)  |  |



MODEL: Default  
 FILE: \\bentley.com\pub\dwg\p01\Documents\107005\107040\001\Eng\_Docs\_Phase\_B\Print\_Mkg\_Sign\_Accurate\Sheets\107040\001\SPM-Seil-001.dgn  
 D:\62H15-sht-pmk-Seil-001.dgn  
 55432  
 2012/11/30



USER NAME = jschumann	DESIGNED - ABEE	REVISED - 05/26/2022 JLS
PLOT SCALE = 1/200,0000' / ft.	DRAWN - JNAKAWATASE	REVISED -
PLOT DATE = 5/26/2022	CHECKED - JTOBERGTE	REVISED -
	DATE - 05/16/2022	REVISED -

**STATE OF ILLINOIS  
DEPARTMENT OF TRANSPORTATION**

**PAVEMENT MARKING AND SIGNING PLAN SEIL RD - I  
I - 55 AT IL RTE 59 INTERCHANGE**

SCALE: 1"=50'    SHEET    OF    SHEETS    STA.    TO    STA.

F.A./P. RTE.	SECTION	COUNTY	TOTAL SHEETS	SHEET NO.
SPM47	2018-075-R	WILL	1510	809
* FAI 55, FAP 338			ILLINOIS FED. AID PROJECT	
CONTRACT NO. 62H15				

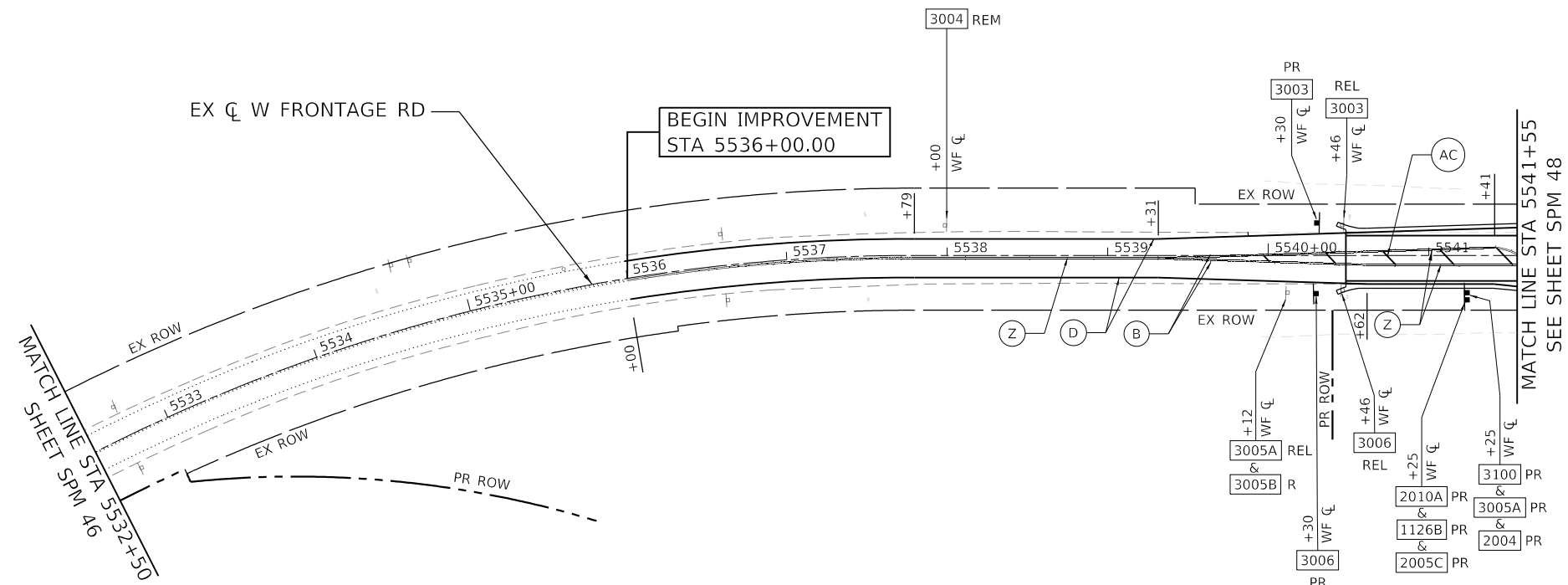


**NOTES**

- SEE GENERAL PAVEMENT MARKING AND SIGNING NOTES ON SHEET SPM-16.
- MEDIAN CURB MARKINGS SHALL BE APPLIED IN ACCORDANCE WITH THE MEDIAN CURB PAVEMENT MARKING DETAIL ON SHEET SPM-17. THIS WORK WILL BE MEASURED AND PAID FOR SEPARATELY UNDER THE ITEM MODIFIED URETHANE PAVEMENT MARKING - LETTERS AND SYMBOLS.
- RAISED REFLECTIVE PAVEMENT MARKERS SHALL BE OMITTED ON THE BRIDGE APPROACH PAVEMENT AND BRIDGE DECK.
- CURB REFLECTORS SHALL BE PLACED IN ACCORDANCE WITH DETAIL A ON SHEET SPM-16. ALL CURB REFLECTOR COLORS SHALL MATCH THE COLOR OF THE PAVEMENT MARKING LINE ADJACENT TO THE CURB REFLECTOR.
- CURB MARKINGS SHALL BE OMITTED ON ALL THE DIVERGING DIAMOND INTERCHANGE CHANNELIZING ISLANDS.

**SIGNING LEGEND**


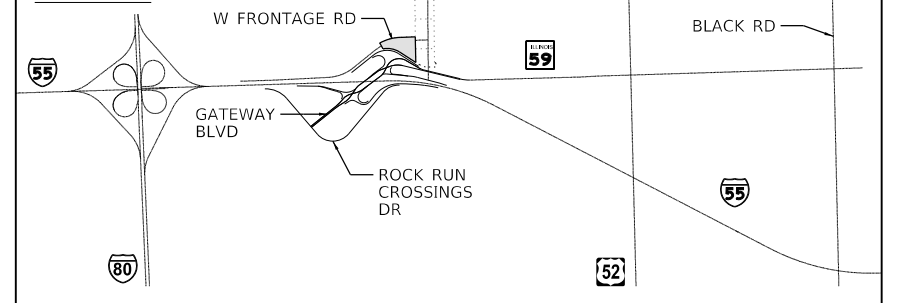
- R REMOVAL
- REL RELOCATE
- REM REMAIN
- PR PROPOSED

**PAVEMENT MARKING LEGEND**

- |   |   |  |
|---|---|--|
| (A) PREFORMED PLASTIC PAVEMENT MARKING, TYPE D - LINE 5" (WHITE 10'-30' SKIP LINE) GROOVING FOR RECESSED PAVEMENT MARKING 6"          | (K) PREFORMED PLASTIC PAVEMENT MARKING, TYPE D - LINE 4" (YELLOW 2'-6" SKIP LINE) GROOVING FOR RECESSED PAVEMENT MARKING 5" | (V) MODIFIED URETHANE PAVEMENT MARKING - LINE 24" (WHITE STOP BARS)                          |
| (B) RAISED REFLECTIVE PAVEMENT MARKER   | (L) PREFORMED PLASTIC PAVEMENT MARKING, TYPE D - LINE 4" (WHITE 2'-6" SKIP LINE) GROOVING FOR RECESSED PAVEMENT MARKING 5"  | (W) MODIFIED URETHANE PAVEMENT MARKING - LINE 4" (WHITE SOLID)                               |
| (C) THERMOPLASTIC PAVEMENT MARKING - LINE 4" (SOLID YELLOW)   | (M) THERMOPLASTIC PAVEMENT MARKING - LETTERS & SYMBOLS (WHITE)  | (X) MODIFIED URETHANE PAVEMENT MARKING - LINE 12" (YELLOW 45° DIAGONALS)                     |
| (D) THERMOPLASTIC PAVEMENT MARKING - LINE 4" (SOLID WHITE)  | (N) PREFORMED PLASTIC PAVEMENT MARKING, TYPE D - LINE 6" (WHITE 2'-6" SKIP LINE) GROOVING FOR RECESSED PAVEMENT MARKING 7"  | (Y) THERMOPLASTIC PAVEMENT MARKING - LINE 24" (WHITE STOP BAR)                               |
| (E) THERMOPLASTIC PAVEMENT MARKING - LINE 8" (SOLID WHITE)  | (O) MODIFIED URETHANE PAVEMENT MARKING - LETTERS & SYMBOLS (WHITE)  | (Z) THERMOPLASTIC PAVEMENT MARKING - LINE 4" (DOUBLE YELLOW, 11" C-C)                        |
| (F) THERMOPLASTIC PAVEMENT MARKING - LINE 12" (WHITE CHEVRONS @ 30' SPACING)  | (P) MODIFIED URETHANE PAVEMENT MARKING - LINE 4" (YELLOW SOLID)   | (AA) THERMOPLASTIC PAVEMENT MARKING - LINE 6" (WHITE 2'-6" SKIP LINE)                        |
| (G) THERMOPLASTIC PAVEMENT MARKING - LINE 12" (WHITE 45° DIAGONALS) SPACING SHOWN IN PLANS  | (Q) MODIFIED URETHANE PAVEMENT MARKING - LINE 6" (WHITE SOLID)  | (AB) THERMOPLASTIC PAVEMENT MARKING - LINE 6" (SOLID WHITE)                                  |
| (H) PREFORMED PLASTIC PAVEMENT MARKING, TYPE D - LINE 8" (WHITE 3'-9" SKIP LINE) GROOVING FOR RECESSED PAVEMENT MARKING 9"            | (R) MODIFIED URETHANE PAVEMENT MARKING - LINE 8" (WHITE SOLID)  | (AC) THERMOPLASTIC PAVEMENT MARKING - LINE 12" (YELLOW 45° DIAGONALS @ 75' SPACING, 5 MIN)   |
| (I) PREFORMED PLASTIC PAVEMENT MARKING, TYPE D - LINE 8" (CONTRAST WHITE 10'-30' SKIP LINE) GROOVING FOR RECESSED PAVEMENT MARKING 9" | (S) MODIFIED URETHANE PAVEMENT MARKING - LINE 12" (WHITE 45° DIAGONALS) SPACING SHOWN IN PLANS                              | (AD) THERMOPLASTIC PAVEMENT MARKING - LINE 12" (YELLOW 45° DIAGONALS) SPACING SHOWN IN PLANS |
| (J) THERMOPLASTIC PAVEMENT MARKING - LINE 4" (WHITE 10'-30' SKIP LINE)  | (T) MODIFIED URETHANE PAVEMENT MARKING - LINE 12" (WHITE 45° CHEVRONS @ 10' SPACING)  |  |
|   | (U) MODIFIED URETHANE PAVEMENT MARKING - LINE 12" (WHITE 45° CROSSWALKS)  |  |

**KEY MAP**



MODEL: Default  
 FILE: \\bentley.com\pub\dwg\p01\Documents\107005\107040\000\Eng\_Docx\_Phasa\_B\Print\_Mkg\_Skin\_Accurate\Sheets\0162H15-shp-pmk-Seil-003.dgn  
 D:\62H15-shp-pmk-Seil-003.dgn  
 55432  
 2012/11/30



USER NAME = jschumann	DESIGNED - IHUSSAIN	REVISED - 05/26/2022 JLS
PLOT SCALE = 1200,0000' / ft.	DRAWN - JNAKAWATASE	REVISED -
PLOT DATE = 5/26/2022	CHECKED - THOMASMILLER	REVISED -
	DATE - 05/16/2022	REVISED -

**STATE OF ILLINOIS**  
**DEPARTMENT OF TRANSPORTATION**

**PAVEMENT MARKING AND SIGNING PLAN SEIL RD - III**  
**I-55 AT IL RTE 59 INTERCHANGE**

SCALE: 1"=50'    SHEET OF SHEETS    STA. TO STA.

F.A./P RTE.	SECTION	COUNTY	TOTAL SHEETS	SHEET NO.
SPM51	2018-075-R	WILL	1510	813
* FAI 55, FAP 338			ILLINOIS FED. AID PROJECT	