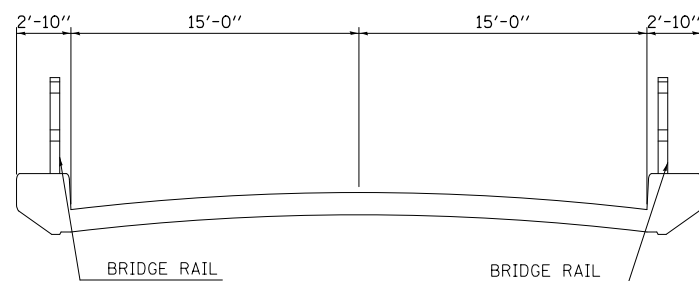
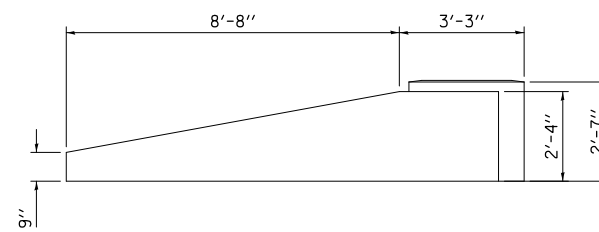


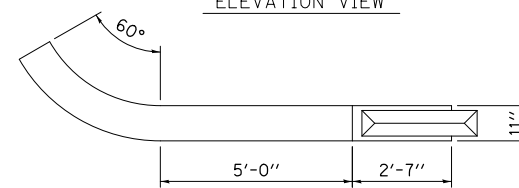
PLAN VIEW



TYPICAL SECTION



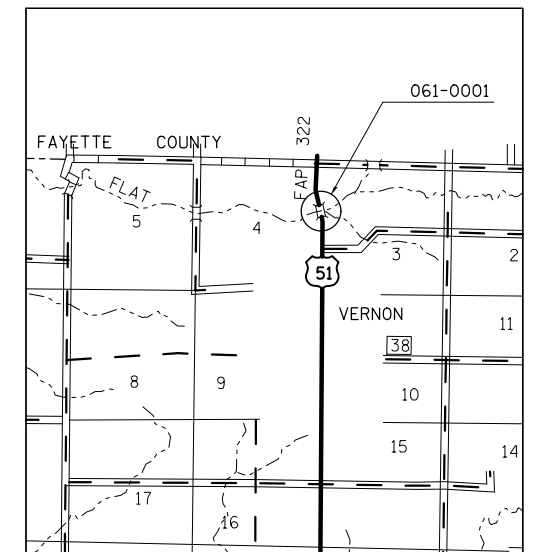
ELEVATION VIEW



PLAN VIEW

END POST DETAIL

| ITEM            | UNIT  | TOTAL |
|-----------------|-------|-------|
| CONCRETE SEALER | SQ FT | 7,205 |



STRUCTURE NUMBER 061-0001

• VARIOUS ROUTES

|  |                               |                |           |
|--|-------------------------------|----------------|-----------|
| FILE NAME =  | USER NAME = muehlfeldac       | DESIGNED - ACM | REVISED - |
| et:\pw\work\p\dot\muehlfeldac\0288263\0876f49-shr-plan.dgn |                               | DRAWN - ACM    | REVISED - |
|  | PLOT SCALE = 100.0000' / 1in. | CHECKED -      | REVISED - |
|  | PLOT DATE = 3/8/2012          | DATE -         | REVISED - |

STATE OF ILLINOIS  
DEPARTMENT OF TRANSPORTATION

BRIDGE LAYOUT SHEETS

SCALE: NONE SHEET 5 OF 25 SHEETS STA. TO STA.

| F.A. RTE.                 | SECTION | COUNTY | TOTAL SHEETS       | SHEET NO. |
|---------------------------|---------|--------|--------------------|-----------|
| DIST 8 BR. DECK 2012-2    |         | MARION | 29                 | 5         |
| ILLINOIS FED. AID PROJECT |         |        | CONTRACT NO. 76F49 |           |

Dist 8 bridge Deck 2012-2