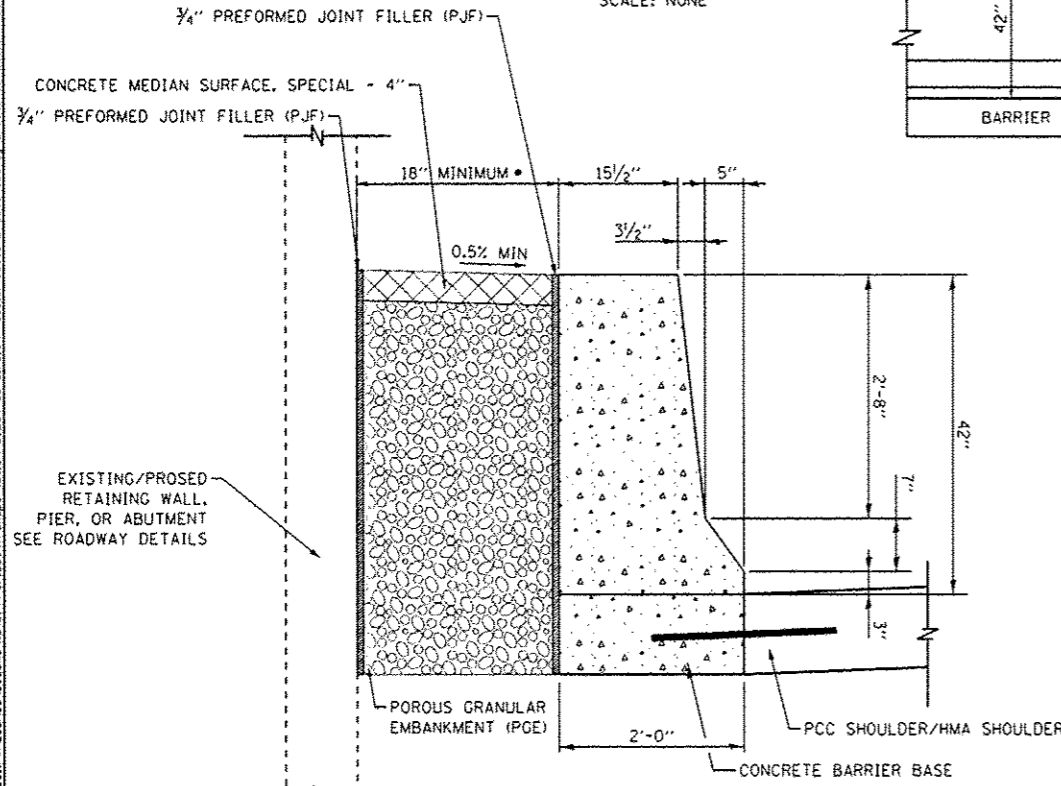
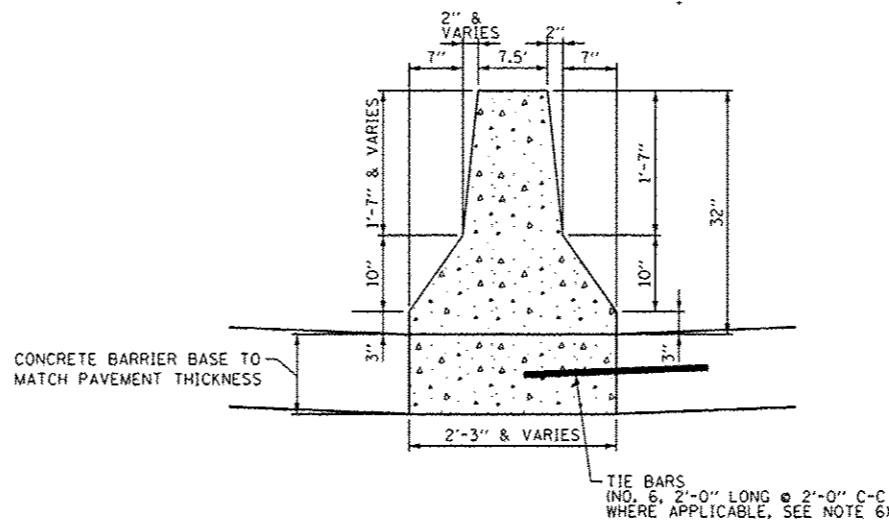


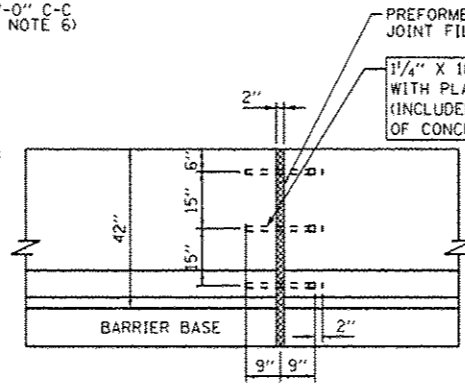
DETAILS OF CONCRETE BARRIER, SINGLE FACE, 42 INCH HEIGHT
SCALE: NONE



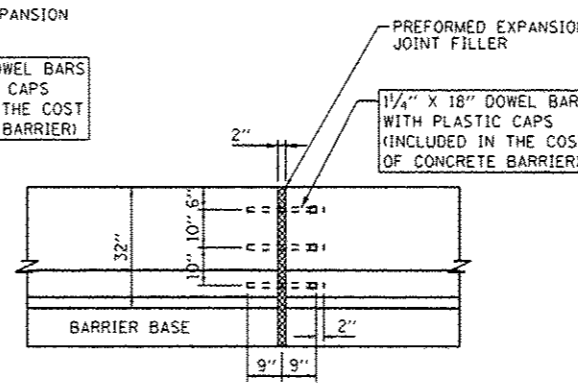
DETAILS OF CONCRETE BARRIER, SINGLE FACE, 42 INCH HEIGHT AT EXISTING OR PROPOSED STRUCTURES
SCALE: NONE



DETAILS OF CONCRETE BARRIER, SPECIAL, 32" HEIGHT
SCALE: NONE

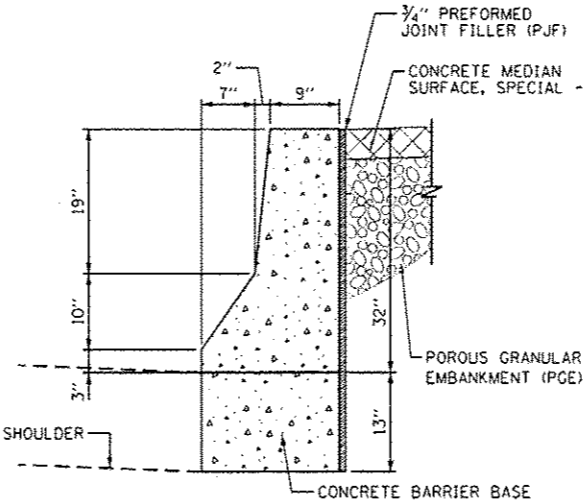


42" BARRIER
SCALE: NONE



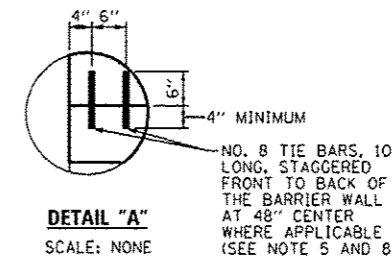
32" BARRIER
SCALE: NONE

EXPANSION JOINT

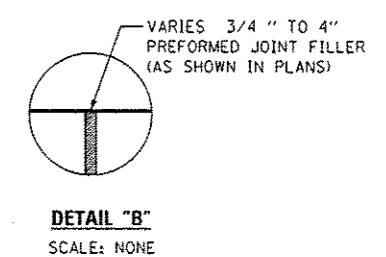


DETAILS OF CONCRETE BARRIER, SINGLE FACE, 32 INCH HEIGHT (SPECIAL) **
SCALE: NONE

** ALL DIMENSIONS OF THIS TYPE OF BARRIER SHALL MATCH EXISTING CONCRETE BARRIER WALL. FIELD VERIFY DIMENSIONS PRIOR TO COMMENCING THE WORK.

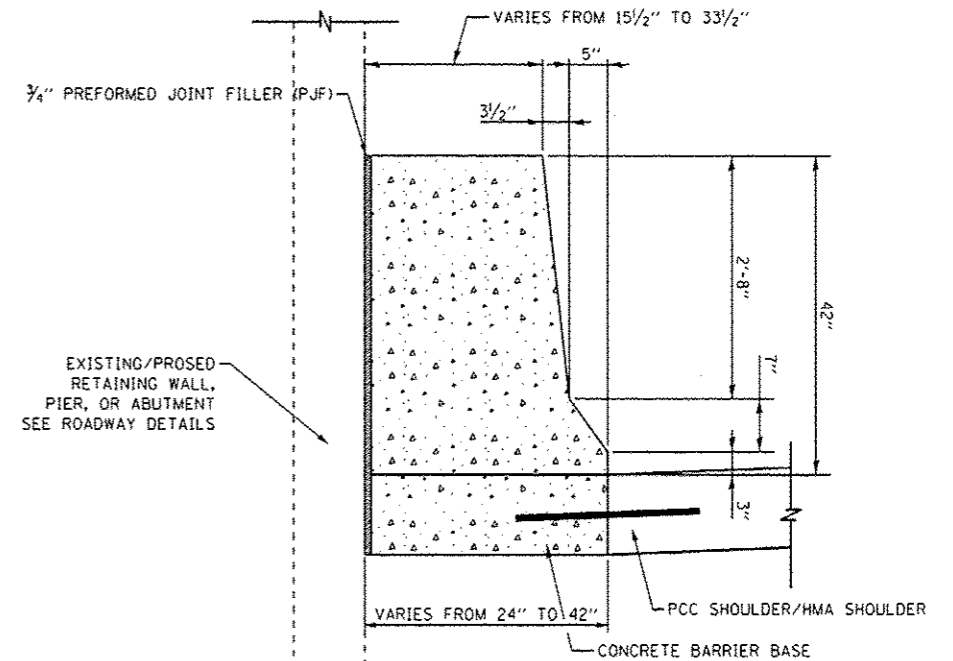


DETAIL "A"
SCALE: NONE



DETAIL "B"
SCALE: NONE

- NOTES:**
- EXPANSION JOINTS SHOWN ON THIS DRAWING SHALL BE PREFORMED JOINT MATERIAL (BITUMINOUS TYPE) FILLER AND SHALL MEET AASHTO DESIGNATION M-33.
 - ALL WORK AND MATERIALS DETAILED HEREIN SHALL BE INCLUDED IN THE COST OF THE VARIOUS CONCRETE BARRIER PAY ITEMS UNLESS OTHERWISE NOTED.
 - PREFORMED JOINT FILLER SHALL BE INCLUDED IN THE COST OF CONCRETE BARRIER OR CONCRETE BARRIER TRANSITION.
 - JOINTS SHALL BE CONSTRUCTED AS SHOWN ON THE PLANS AND IN ACCORDANCE WITH ARTICLE 637.08 OF THE STANDARD SPECIFICATIONS
 - TWO VERTICAL EPOXY COATED, NO. 8 TIE BARS, 10" LONG, SHALL BE PLACED STAGGERED FRONT TO BACK OF THE BARRIER WALL AT 48" CENTERS ALONG THE CONCRETE BARRIER TRANSITION. TIE BARS SHALL BE INCLUDED IN THE COST OF CONCRETE BARRIER TRANSITION.
 - HORIZONTAL TIE BARS SHALL BE NO. 6 EPOXY COATED, 24" LONG, 24" C-C AND SHALL BE INCLUDED IN THE COST OF THE BARRIER BASE. HORIZONTAL TIE BARS ARE REQUIRED WHEN PAVEMENT IS PCC.
 - EXPANSION JOINTS SHALL BE CONSTRUCTED IN BARRIER WALL AT MAXIMUM JOINT SPACING OF 90 FEET.
 - VERTICAL TIE BARS ARE REQUIRED WHEN CONCRETE BARRIER AND CONCRETE BARRIER BASE ARE NOT POURED MONOLITHICALLY.



DETAILS OF CONCRETE BARRIER WALL (SPECIAL) AT EXISTING OR PROPOSED STRUCTURES
SCALE: NONE



D:\60428-shr-Detail-21A.dgn
USER NAME: pms@rno
PLOT SCALE: 20.0000 / 1"
PLOT DATE: 5/27/2014

DESIGNED - OPS
DRAWN - NSA
CHECKED - DBM
DATE - 04/28/14

REVISED - 5/27/2014
REVISED -
REVISED -
REVISED -

STATE OF ILLINOIS
DEPARTMENT OF TRANSPORTATION

ROADWAY DETAILS - CONCRETE BARRIERS

SCALE: N.T.S. SHEET 1 OF 1 SHEETS STA. TO STA.

F.A.I. RTE. 90/94/290	SECTION 2013-010R	COUNTY COOK	TOTAL SHEETS 747	SHEET NO. 644A
				CONTRACT NO. 60W28
ILLINOIS FED. AID PROJECT				