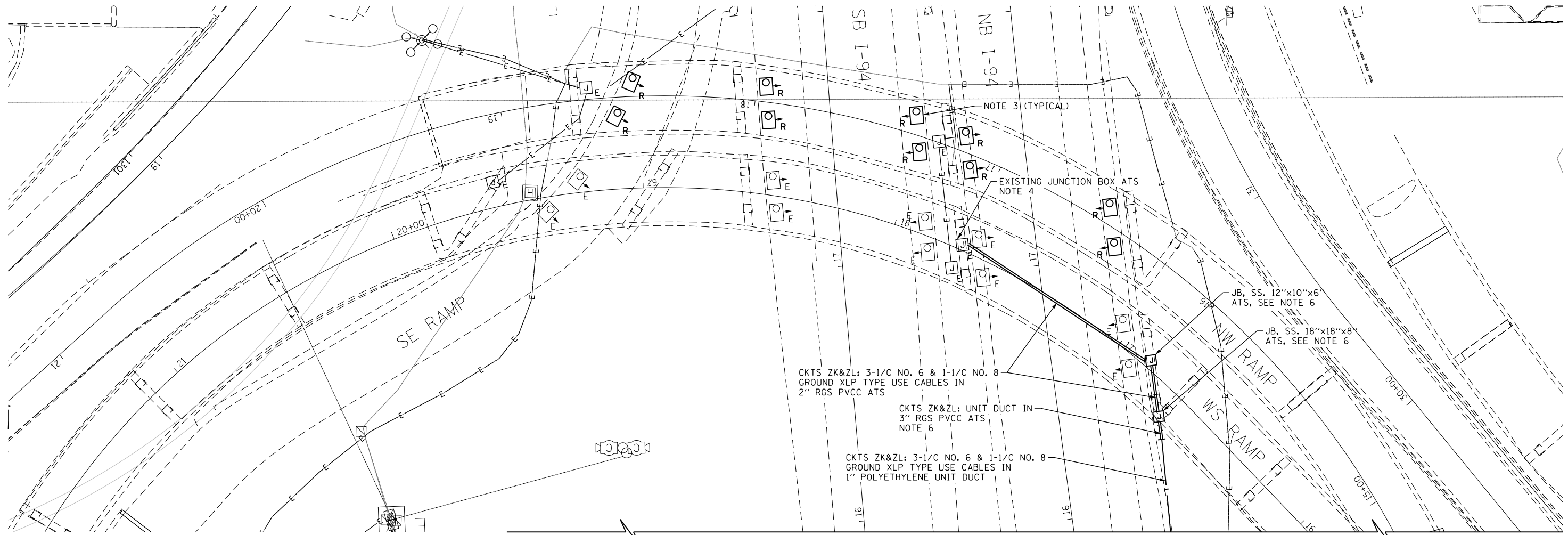
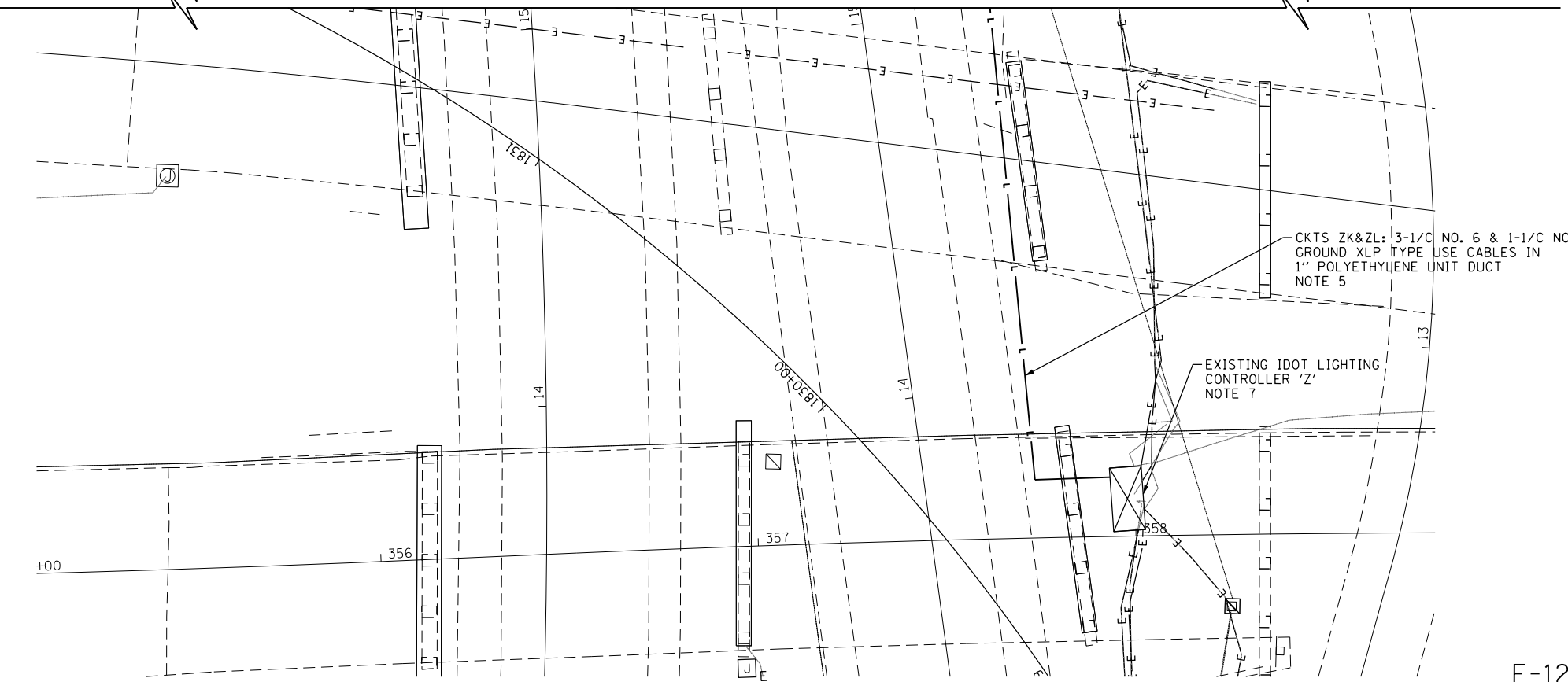
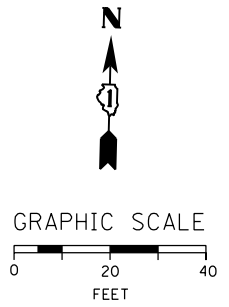


FILE PATH = p:\388035\pmt\aeconom\line\local\p\AECD000\Documents\01_Americas\Transportation\66269938_Circle\Phase_1\000_CAD\016_Electrical\Sheets\60W28_Contract\0160W28-sht-Light-12



NOTES:

1. SEE DRAWING E-01 FOR IDOT ELECTRICAL SYMBOLS AND ABBREVIATIONS.
2. LOCATIONS OF EXISTING ELECTRICAL EQUIPMENT SHOWN ON THIS DRAWING ARE APPROXIMATIONS AND MUST BE VERIFIED IN THE FIELD BY THE CONTRACTOR.
3. THE REMOVAL OF EXISTING UNDERPASS LUMINAIRES MUST INCLUDE THE REMOVAL OF ALL CABLES, CONDUIT, JUNCTION BOXES, AND HARDWARE ASSOCIATED WITH THE EXISTING UNDERPASS LIGHTING SYSTEM. COST FOR THIS WORK WILL NOT BE PAID FOR SEPARATELY BUT WILL BE INCLUDED AS PART OF THE "REMOVAL OF LIGHTING UNIT, SALVAGE" PAY ITEM.
4. PROVIDE A TEMPORARY POWER CONNECTION FOR THE EXISTING UNDERPASS LIGHTING SYSTEM TO REMAIN FROM EXISTING LIGHTING CONTROLLER 'Z' AS SHOWN. CONNECT THE NEW FEED TO THE EXISTING UNDERPASS LIGHTING CIRCUITS LOCATED IN THE EXISTING JUNCTION BOX.
5. ALLOW 265 FEET OF CABLES IN UNIT DUCT FROM THE PIER MOUNTED JUNCTION BOX TO EXISTING LIGHTING CONTROLLER 'Z' FOR BIDDING PURPOSES.
6. SEE DRAWING E-16 FOR CONDUIT ATTACHED TO STRUCTURE INSTALLATION DETAIL.
7. SEE DRAWING E-15 FOR IDOT CONTROLLER 'Z' WIRING DIAGRAM.



E-12



D160W28-sht-Light-12
 USER NAME = myersc
 PLOT SCALE = 20.0000' / in.
 PLOT DATE = 4/24/2014

DESIGNED -	WDS	REVISED -	
DRAWN -	CAM	REVISED -	
CHECKED -	WDS	REVISED -	
DATE -	04/28/14	REVISED -	

**STATE OF ILLINOIS
DEPARTMENT OF TRANSPORTATION**

**RAMP NORTHWEST EXISTING/TEMPORARY
UNDERPASS LIGHTING PLAN**
 SCALE: 1"=20' SHEET 12 OF 17 SHEETS STA. TO STA.

F.A.I. RTE. 90/94/290	SECTION 2013-010R	COUNTY COOK	TOTAL SHEETS 747	SHEET NO. 302
CONTRACT NO. 60W28				
ILLINOIS FED. AID PROJECT				