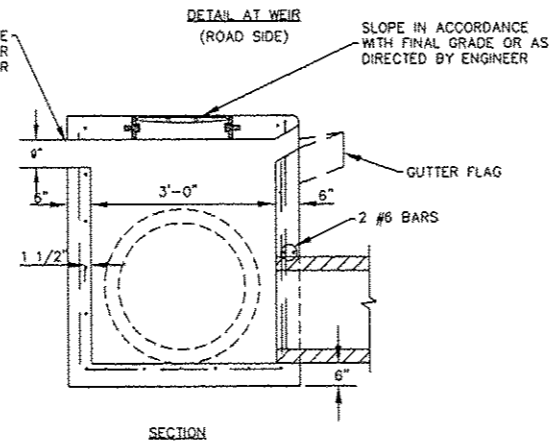
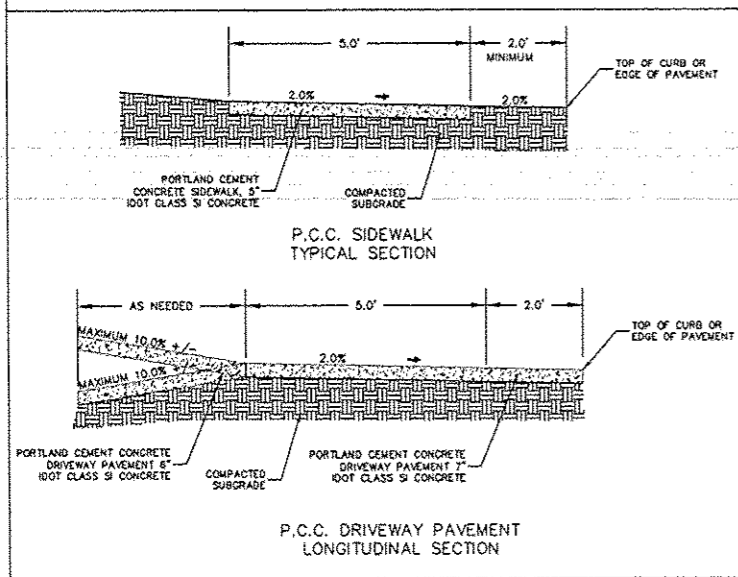


OPTIONAL REAR THROAT SEE PLANS FOR LOCATIONS OR AS DIRECTED BY ENGINEER



INLETS, SPECIAL INLETS SPECIAL NO. 1, & INLETS, SPECIAL NO. 2



CLASS X CONCRETE SHALL BE USED THROUGHOUT. SET FACE OF INLET 1" BEHIND FACE OF CURB. DEPRESS GUTTER FLOWLINE AT INLET 2 3/4" BELOW NORMAL GUTTER FLOWLINE. CONSTRUCT TRANSITION IN FLOWLINE AT 10' EACH SIDE OF INLET. PIPES TO BE CONNECTED TO INLET AS SHOWN ON STORM SEWER LAYOUT.

INLETS WILL BE PAID FOR AT THE CONTRACT UNIT PRICE EACH FOR INLET, SPECIAL OF THE TYPE SPECIFIED WHICH PRICE SHALL INCLUDE THE CAST IRON FRAME, SPECIAL, TYPE-1 CLOSED LID, THE REINFORCEMENT BARS, METAL STEPS AND JOINT FILLER.

THE GALVANIZED IRON STEPS AS DETAILED HEREON ARE TYPICAL. STEPS OF OTHER DESIGN AND MATERIAL THAT WILL CONFORM TO THE MINIMUM REQUIREMENTS OF THE STEPS SHOWN, MAY BE USED WHEN APPROVED BY THE ENGINEER.

INLETS, SPECIAL NO. 1 IS 4'-0" BY 5'-0" EXTERIOR DIMENSIONS. ALL OTHER DETAILS SAME AS INLETS, SPECIAL.

INLETS, SPECIAL NO. 2 SHALL BE LOCATED ALONG THE STORM SEWER, AWAY FROM THE CURB. THE INLET SHALL HAVE THE SAME EXTERIOR DIMENSIONS AND FEATURES, EXCEPT THE INLET FROM THE CURB AND GUTTER SHALL BE REPLACED WITH A WITH 6" OPENINGS ON OPPOSITE SIDES ON DI 1, DI 2 AND DI 3. DI 4 SHALL HAVE A 9" OPENING.

INLETS MAY BE PRECAST WHEN APPROVED BY THE ENGINEER.

NO.	DESCRIPTION	BY	DATE	NO.	DESCRIPTION	BY	DATE
					DESIGNED		
					DRAWN	JHC	11/05/15
					CHECKED	JHC	03/03/16

DETAILS  
FAS 2907 (WEST GRAND ROAD)  
SECTION 14-00042-00-PV  
CITY OF CARTERVILLE



**JOHN H. CRAWFORD & ASSOCIATES, P.C.**  
CIVIL ENGINEERS, LAND SURVEYORS  
201 SOUTH DIVISION STREET, CARTERVILLE, ILLINOIS 62916  
PHONE (618) 665-8370 FAX (618) 985-4892  
PROFESSIONAL DESIGN FIRM # 184-022865

Contract No. 99540

SHEET NO. <b>3</b>	
GEN 2	
ISSUE	DATE
A	03/03/16





C:\Civil 3D Projects\West Grand GB to Lion Dr to x 041714\dwg\HS to GB 022616 A\_recover.dwg, GEN 4, 3/17/2016 3:48:00 PM, PDF Complete

**LEGEND FOR STORM SEWER STRUCTURES**

NAME = PAY ITEM  
 AI B-XX = INLETS, TYPE A, TYPE 8 GRATE  
 MH XX = MANHOLES, TYPE A, 4' DIAMETER, TYPE 1 FRAME, OPEN LID  
 MH FTXX = MANHOLES, TYPE A, 4' DIAMETER, TYPE 1 FRAME, OPEN LID, PRECAST REINFORCED CONCRETE FLAT SLAB TOP  
 CI XX = INLETS, SPECIAL  
 CI SPXX = INLETS, SPECIAL NO. 1  
 DI XX = INLETS, SPECIAL NO. 2

STRUCTURE TABLE			
STRUCTURE	DETAILS	PIPES IN	PIPES OUT
AI B-1	24" TC 445.66 INV OUT = 441.66		ST 3-1, 12" INV OUT = 441.66
AI B-2	24" TC 450.22 INV OUT = 446.45		ST 9-1, 12" INV OUT = 446.45
AI B-3	24" TC 454.20 INV OUT = 447.09		ST 11-4, 12" INV OUT = 447.09
MH 1	48" TC 452.47 INV OUT = 447.40		ST 5-2, 12" INV OUT = 447.40
MH 2	48" TC 454.97 INV OUT = 448.91		ST 10-7, 12" INV OUT = 448.91
MH 3	48" TC 450.40 INV IN = 445.77 INV OUT = 445.77	ST 6-2, 12" INV IN = 445.77	ST 6-1, 12" INV OUT = 445.77
MH 4	48" TC 452.61 INV IN = 447.71 INV OUT = 447.71	ST 6-4, 12" INV IN = 447.71	ST 6-3, 12" INV OUT = 447.71
MH 5	48" TC 454.23 INV IN = 449.45 INV IN = 449.45 INV OUT = 449.45	ST 6-5, 12" INV IN = 449.45 ST 12-1, 12" INV IN = 449.45	ST 6-4, 12" INV OUT = 449.45
MH 6	48" TC 455.40 INV OUT = 450.84		ST 6-5, 12" INV OUT = 450.84
MH FT1	48" TC 448.80 INV IN = 445.55 INV IN = 445.55 INV OUT = 445.55	ST 10-1, 18" INV IN = 445.55 ST 1-2, 18" INV IN = 445.55	ST 1-1, 24" INV OUT = 445.55
MH FT1A	48" TC 448.35 INV IN = 446.10 INV IN = 445.60 INV OUT = 445.60	ST 2-1, 12" INV IN = 446.10 ST 1-5, 18" INV IN = 445.60	ST 1-4, 18" INV OUT = 445.60
MH FT2	48" TC 449.12 INV OUT = 445.64		ST 1-5, 18" INV OUT = 445.64
MH FT3	48" TC 448.52 INV OUT = 446.17		ST 2-1, 12" INV OUT = 446.17
MH FT4	48" TC 448.62 INV OUT = 446.30		ST 7-3, 12" INV OUT = 446.30
MH FT5	48" TC 449.17 INV IN = 446.13 INV OUT = 446.13	ST 2-2, 15" INV IN = 446.13	ST 9-2, 15" INV OUT = 446.13
MH FT6	48" TC 449.91 INV IN = 446.58 INV OUT = 446.33	ST 2-3, 12" INV IN = 446.58	ST 2-2, 15" INV OUT = 446.33
MH FT7	48" TC 449.42 INV IN = 445.94 INV OUT = 445.69	ST 10-2, 15" INV IN = 445.94	ST 10-1, 18" INV OUT = 445.69
MH FT8	48" TC 449.65 INV OUT = 446.77		ST 4-3, 12" INV OUT = 446.77
MH FT9	48" TC 449.53 INV IN = 446.69 INV OUT = 446.69	ST 4-3, 12" INV IN = 446.69	ST 4-2, 12" INV OUT = 446.69
MH FT10	48" TC 448.95 INV OUT = 446.30		ST 7-1, 12" INV OUT = 446.30

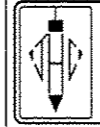
STRUCTURE TABLE			
STRUCTURE	DETAILS	PIPES IN	PIPES OUT
CI 1	36" x 36" TC 450.97 INV IN = 445.81 INV IN = 445.56 INV OUT = 445.56	ST 8-1, 15.00" INV IN = 445.81 ST 1-3, 18.00" INV IN = 445.56	ST 1-2, 18" INV OUT = 445.56
CI 2	36" x 36" TC 450.97 INV IN = 445.59 INV OUT = 445.59	ST 1-4, 18.00" INV IN = 445.59	ST 1-3, 18" INV OUT = 445.59
CI 3	36" x 36" TC 454.02 INV IN = 447.38 INV OUT = 447.38	ST 5-2, 12.00" INV IN = 447.38	ST 5-1, 12" INV OUT = 447.38
CI 4	36" x 36" TC 454.02 INV IN = 447.07 INV IN = 447.32 INV OUT = 447.07	ST 10-4, 15.00" INV IN = 447.07 ST 5-1, 12.00" INV IN = 447.32	ST 10-3, 15" INV OUT = 447.07
CI 5	36" x 36" TC 456.77 INV IN = 448.88 INV OUT = 448.88	ST 10-7, 12.00" INV IN = 448.88	ST 10-6, 12" INV OUT = 448.88
CI 6	36" x 36" TC 456.77 INV IN = 448.82 INV OUT = 448.82	ST 10-6, 12.00" INV IN = 448.82	ST 10-5, 12" INV OUT = 448.82
CI 7	36" x 36" TC 451.60 INV IN = 446.67 INV OUT = 446.67	ST 4-2, 12.00" INV IN = 446.67	ST 4-1, 12" INV OUT = 446.67
CI 8	36" x 36" TC 451.60 INV IN = 446.61 INV IN = 446.36 INV OUT = 446.36	ST 4-1, 12.00" INV IN = 446.61 ST 10-2A, 15.00" INV IN = 446.36	ST 10-2, 15" INV OUT = 446.36
CI 9	36" x 36" TC 450.78 INV IN = 446.28 INV OUT = 446.28	ST 7-3, 12.00" INV IN = 446.28	ST 7-2, 12" INV OUT = 446.28
CI 10	36" x 36" TC 450.78 INV IN = 446.22 INV IN = 446.22 INV IN = 445.97 INV OUT = 445.97	ST 7-2, 12.00" INV IN = 446.22 ST 7-1, 12.00" INV IN = 446.22 ST 8-2, 15.00" INV IN = 445.97	ST 8-1, 15" INV OUT = 445.97
CI 11	36" x 36" TC 451.62 INV OUT = 446.60		ST 2-3, 12" INV OUT = 446.60
CI 12	36" x 36" TC 451.62 INV OUT = 446.84		ST 8-3, 12" INV OUT = 446.84

LIONS DRIVE STRUCTURE TABLE			
STRUCTURE NAME:	DETAILS:	PIPES IN:	PIPES OUT
AI B-4	24" TC = 447.14 INV OUT = 445.62		PD 1, 10" CORRUGATED HDPE PIPE INV OUT = 445.62
AI B-5	24" TC = 448.75 INV OUT = 447.40		PD 2, 10" CORRUGATED HDPE PIPE INV OUT = 447.40
AI B-6	24" TC = 448.68 INV OUT = 447.32		PD 3, 10" CORRUGATED HDPE PIPE INV OUT = 447.32
AI B-7	24" TC = 447.60 INV OUT = 446.24		PD 4, 10" CORRUGATED HDPE PIPE INV OUT = 446.24
AI B-8	24" TC = 445.92 INV OUT = 444.57		PD 5, 10" CORRUGATED HDPE PIPE INV OUT = 444.57
AI B-9	24" TC = 444.60 INV OUT = 443.25		PD 6, 10" CORRUGATED HDPE PIPE INV OUT = 443.25
AI B-10	24" TC = 443.30 INV OUT = 441.94		PD 7, 10" CORRUGATED HDPE PIPE INV OUT = 441.94

STRUCTURE TABLE			
STRUCTURE	DETAILS	PIPES IN	PIPES OUT
CI 13	36" x 36" TC 451.24 INV IN = 446.09 INV IN = 446.34 INV IN = 446.34 INV OUT = 446.09	ST 9-2, 15.00" INV IN = 446.09 ST 9-1, 12.00" INV IN = 446.34 ST 8-3, 12.00" INV IN = 446.34	ST 8-2, 15" INV OUT = 446.09
CI 15	36" x 36" TC 449.16 INV IN = 446.00 INV OUT = 446.00	ST 11-1, 12.00" INV IN = 446.00	ST EX10-3, 12" INV OUT = 446.00
CI 17	36" x 36" TC 455.56 INV OUT = 449.54		ST 12-1, 12" INV OUT = 449.54
CI 18	36" x 36" TC 452.40 INV IN = 446.36 INV IN = 445.00 INV OUT = 446.36	ST 11-3, 12.00" INV IN = 446.36 ST 13-1, 12.00" INV IN = 445.00	ST 11-2, 12" INV OUT = 446.36
CI 19	36" x 36" TC 452.40 INV IN = 447.00 INV OUT = 447.00	ST 6-3, 12.00" INV IN = 447.00	ST 6-2, 12" INV OUT = 447.00
CI 20	36" x 36" TC 455.47 INV IN = 447.04 INV OUT = 447.04	ST 11-4, 12.00" INV IN = 447.04	ST 11-3, 12" INV OUT = 447.04
CI SP1	36" x 48" TC 449.22 INV IN = 445.60 INV OUT = 445.60	ST 6-1, 12.00" INV IN = 445.60	ST EX 7-5, 12" INV OUT = 445.60
DI 1	36" x 36" TC 456.77 INV IN = 448.73 INV OUT = 448.48	ST 10-5, 12.00" INV IN = 448.73	ST 10-4, 15" INV OUT = 448.48
DI 2	36" x 36" TC 451.30 INV IN = 446.19 INV OUT = 446.19	ST 11-2, 12.00" INV IN = 446.19	ST 11-1, 12" INV OUT = 446.19
DI 3	36" x 36" TC 452.54 INV OUT = 445.28		ST 13-1, 12" INV OUT = 445.28
DI 4	36" x 36" TC 451.94 INV IN = 446.53 INV OUT = 446.53	ST 10-3, 15.00" INV IN = 446.53	ST 10-2A, 15" INV OUT = 446.53

NO.	DESCRIPTION	BY	DATE	NO.	DESCRIPTION	BY	DATE

**SCHEDULES**  
 FAS 2907 (WEST GRAND ROAD)  
 SECTION 14-00042-00-PV  
 CITY OF CARTERVILLE



**JOHN H. CRAWFORD & ASSOCIATES, P.C.**  
 CIVIL ENGINEERS, LAND SURVEYORS  
 201 SOUTH DIVISION STREET, CARTERVILLE, ILLINOIS 62918  
 PHONE (618) 985-0370 FAX (618) 985-4892  
 PROFESSIONAL DESIGN FIRM # 184-002885

Contract No 99540  
 SHEET NO. 6  
 GEN 4  
 ISSUE DATE  
 A 03/16/16

C:\Civil 3D Projects\West Grand GB to Lion Dr to x 041714\dwg\HS to GB 022616\_A\_receiver.dwg, GEN 5, 3/17/2016 3:48:54 PM, PDF Complete

West Grand HS to Greenbriar

EARTHWORK

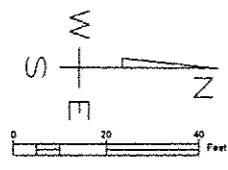
STA	DISTANCE FT	CUT SQ FT	FILL SQ FT	AVE CUT SQ FT	AVE FILL SQ FT	CUT CU YD	FILL CU YD	TOTAL CUT CU YD	TOTAL FILL CU YD
58+66.00		8.0	1.0	5.0	1.5	6.3	1.9	6.3	1.9
59+00.00	34.00	0.0	2.0	0.0	2.0	0.0	0.7	0.0	0.7
59+50.00	50.00	0.0	3.0	1.0	2.0	1.9	3.7	8.2	5.6
60+00.00	50.00	1.0	2.0	0.5	2.5	0.9	4.6	9.1	10.2
60+50.00	50.00	3.0	0.0	2.0	1.0	3.7	1.9	12.8	12.1
61+00.00	50.00	6.0	0.0	4.5	0.0	8.3	0.0	21.1	12.1
61+50.00	50.00	8.0	0.0	7.0	0.0	13.0	0.0	34.1	12.1
62+00.00	50.00	17.0	0.0	12.5	0.0	23.1	0.0	57.2	12.1
62+50.00	50.00	3.0	2.0	10.0	1.0	18.5	1.9	75.7	14.0
63+00.00	50.00	14.0	0.0	8.5	1.0	15.7	1.9	81.4	15.9
63+50.00	50.00	14.0	0.0	14.0	0.0	25.9	0.0	117.3	15.9
64+00.00	50.00	17.0	1.0	15.5	0.5	28.7	0.9	148.0	16.8
64+50.00	50.00	30.0	4.0	23.5	2.5	43.5	4.6	189.5	21.4
65+00.00	50.00	15.0	3.0	22.5	3.5	41.7	6.5	231.2	27.9
65+50.00	50.00	22.0	5.0	18.5	4.0	34.3	7.4	265.5	35.3
66+00.00	50.00	2.0	20.0	11.5	13.5	21.3	25.0	286.8	60.3
66+50.00	50.00	2.0	26.0	11.5	24.0	2.8	44.4	289.6	104.7
67+00.00	50.00	4.0	16.0	3.0	21.0	5.6	38.9	295.2	143.6
67+50.00	50.00	1.0	28.0	2.5	22.0	4.6	40.7	299.8	184.3
68+00.00	50.00	8.0	1.0	4.5	14.5	8.3	26.9	308.1	211.2
68+50.00	50.00	2.0	29.0	5.0	15.0	9.3	27.8	317.4	239.0
69+00.00	50.00	3.0	24.0	2.5	26.5	4.6	49.1	322.0	288.1
69+50.00	50.00	7.0	14.0	5.0	19.0	9.3	35.2	331.3	323.3
70+00.00	50.00	0.0	26.0	3.5	20.0	6.5	37.0	337.8	360.3
70+50.00	50.00	5.0	18.0	2.5	22.0	4.6	40.7	342.4	401.0
71+00.00	50.00	22.0	35.0	13.5	26.5	25.0	49.1	367.4	450.1
71+50.00	50.00	3.0	29.0	12.5	32.0	23.1	59.3	390.5	509.4
72+00.00	50.00	3.0	19.0	3.0	20.5	5.6	38.0	396.1	547.4
72+50.00	50.00	5.0	4.0	8.5	7.4	11.7	43.3	401.8	583.1
73+00.00	50.00	7.0	14.0	8.0	9.5	11.6	41.6	413.4	580.7
73+50.00	50.00	2.0	20.0	4.5	17.0	8.3	31.5	422.9	612.2
74+00.00	50.00	2.0	25.0	2.0	22.5	3.7	41.7	426.6	653.9
74+50.00	50.00	3.0	14.0	2.5	19.5	4.6	38.1	431.2	690.0
75+00.00	50.00	7.0	6.0	5.0	10.0	9.3	18.5	440.5	708.5
75+50.00	50.00	11.0	17.0	9.0	11.5	16.7	21.3	457.2	729.8
76+00.00	50.00	2.0	16.0	6.5	16.5	12.0	30.6	469.2	760.4
76+50.00	50.00	3.0	23.0	2.5	19.5	4.6	36.1	473.8	796.5
77+00.00	50.00	2.0	30.0	2.5	26.5	4.6	49.1	478.4	845.6
77+50.00	50.00	2.0	30.0	2.0	30.0	3.7	55.6	482.1	901.2
78+00.00	50.00	1.0	21.0	1.5	25.5	2.8	47.2	484.9	948.4
78+50.00	50.00	1.0	23.0	1.0	22.0	1.9	40.7	488.8	989.1
79+00.00	50.00	3.0	15.0	2.0	18.5	3.7	34.3	493.5	1,023.4
79+50.00	50.00	2.0	11.0	2.0	12.5	4.6	23.1	495.1	1,046.5
80+00.00	50.00	2.0	17.0	2.0	14.0	3.7	25.9	498.8	1,072.4
80+50.00	50.00	2.0	10.0	2.0	13.5	3.7	25.0	502.5	1,097.4
81+00.00	50.00	4.0	8.0	3.0	9.0	5.6	16.7	508.1	1,114.1
81+50.00	50.00	6.0	0.0	5.0	4.0	9.3	7.4	517.4	1,121.5
82+00.00	50.00	2.0	1.0	4.0	0.5	7.4	0.9	524.8	1,122.4
82+50.00	50.00	2.0	1.0	2.0	1.0	3.7	1.9	528.5	1,124.3
83+00.00	50.00	17.0	0.0	9.5	0.5	17.6	0.9	546.1	1,125.2
83+50.00	50.00	2.0	1.0	9.5	0.5	17.6	0.9	563.7	1,128.1
84+00.00	50.00	3.0	1.0	2.5	1.0	4.6	1.9	568.3	1,129.0
84+50.00	50.00	1.0	2.0	2.0	1.5	3.7	2.8	572.0	1,130.8
85+00.00	50.00	2.0	0.0	1.5	1.0	2.8	1.9	574.8	1,132.7
85+50.00	50.00	0.0	0.0	1.0	0.0	1.9	0.0	576.7	1,132.7
TOTAL	2200.00					459.4	1,116.8	580.0	1,140.0

HOT MIX ASPHALT SURFACE REMOVAL  
HOT MIX ASPHALT ADDITIONAL THICKNESS

STA	DISTANCE FT	CUT MILL SQ FT	HMA FILL SQ FT	AVE CUT MILL SQ FT	AVE HMA FILL SQ FT	CUT MILL CU YD	HMA FILL CU YD	TOTAL CUT MILL CU YD	TOTAL HMA FILL CU YD
63+50.00		0.0	0.0	0.0	0.0	0.0	0.0	0.0	0.0
64+00.00	50.00	4.0	0.0	2.0	0.0	3.7	0.0	3.7	0.0
64+50.00	50.00	3.0	0.0	1.5	0.0	4.6	0.0	10.2	0.0
65+00.00	50.00	2.0	0.0	2.5	0.0	4.6	0.0	14.8	0.0
65+50.00	50.00	0.0	2.0	1.0	1.0	1.9	1.9	16.7	1.9
66+00.00	50.00	0.0	6.0	0.0	4.0	0.0	7.4	16.7	9.3
66+50.00	50.00	0.0	4.0	0.0	5.0	0.0	9.3	16.7	18.6
67+00.00	50.00	0.0	9.0	0.0	6.5	0.0	12.0	16.7	30.6
67+50.00	50.00	0.0	5.0	0.0	7.0	0.0	13.0	16.7	43.6
68+00.00	50.00	0.0	2.0	0.0	3.5	0.0	6.5	16.7	50.1
68+50.00	50.00	3.0	0.0	1.5	1.0	2.8	1.9	19.5	52.0
69+00.00	50.00	4.0	0.0	3.5	0.0	6.5	0.0	26.0	52.0
69+50.00	50.00	7.0	0.0	5.5	0.0	10.2	0.0	36.2	52.0
70+00.00	50.00	5.0	0.0	6.0	0.0	11.1	0.0	47.3	52.0
70+50.00	50.00	4.0	0.0	4.5	0.0	8.3	0.0	55.6	52.0
71+00.00	50.00	2.0	0.0	4.5	0.0	6.5	0.0	61.2	52.0
71+50.00	50.00	1.0	0.0	1.5	0.0	2.8	0.0	64.0	52.0
72+00.00	50.00	1.0	1.0	1.0	0.5	1.9	0.9	65.9	52.9
72+50.00	50.00	4.0	0.0	2.5	0.5	4.6	0.9	70.5	53.8
73+00.00	50.00	7.0	0.0	5.5	0.0	10.2	0.0	80.7	53.8
73+50.00	50.00	1.0	1.0	4.0	0.5	7.4	0.9	88.1	54.7
74+00.00	50.00	0.0	2.0	0.5	1.5	0.9	2.8	89.0	57.5
74+50.00	50.00	1.0	0.0	0.5	1.0	0.9	1.9	89.9	59.4
75+00.00	50.00	0.0	2.0	0.5	1.0	0.9	1.9	90.8	61.3
75+50.00	50.00	0.0	1.0	0.0	1.5	0.0	2.8	90.8	64.1
76+00.00	50.00	1.0	1.0	0.5	1.0	0.9	1.9	91.7	66.0
76+50.00	50.00	0.0	2.0	0.5	1.5	0.9	2.8	92.6	68.8
77+00.00	50.00	0.0	1.0	0.0	1.5	0.0	2.8	92.6	71.6
77+50.00	50.00	1.0	1.0	0.5	1.0	0.9	1.9	93.5	73.5
78+00.00	50.00	0.0	5.0	0.5	3.0	0.9	5.6	94.4	79.1
78+50.00	50.00	0.0	4.0	0.0	4.5	0.0	8.3	94.4	87.4
79+00.00	50.00	0.0	4.0	0.0	4.0	0.0	7.4	94.4	94.8
79+50.00	50.00	0.0	6.0	0.0	5.0	0.0	9.3	94.4	104.1
80+00.00	50.00	0.0	0.0	4.0	3.0	7.4	5.6	101.8	109.7
80+50.00	50.00	0.0	3.0	0.0	1.5	0.0	2.8	101.8	112.5
81+00.00	50.00	4.0	0.0	2.0	1.5	3.7	2.8	105.5	115.3
81+50.00	50.00	0.0	0.0	2.0	0.0	3.7	0.0	109.2	115.3
TOTAL	1800.00					109.2	115.3	110.0	120.0

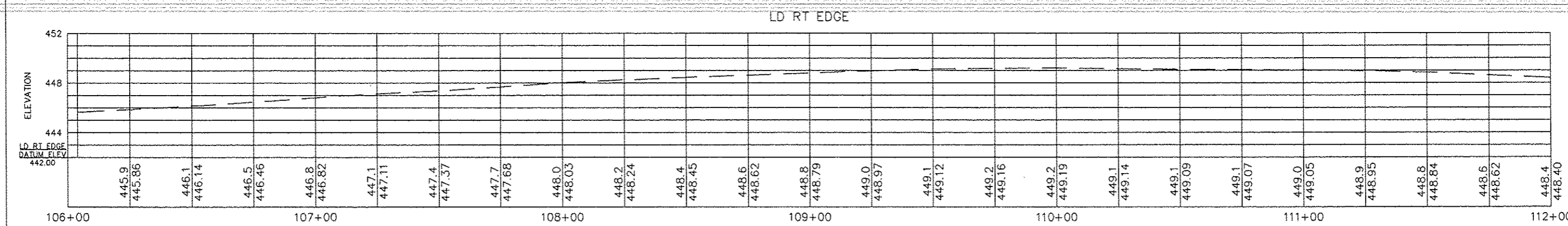
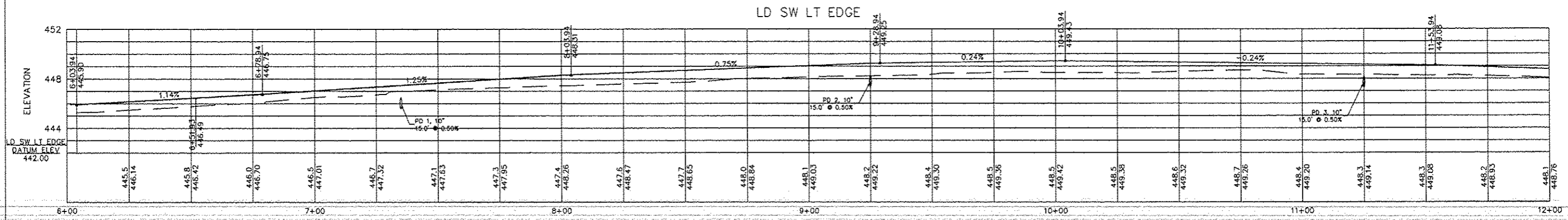
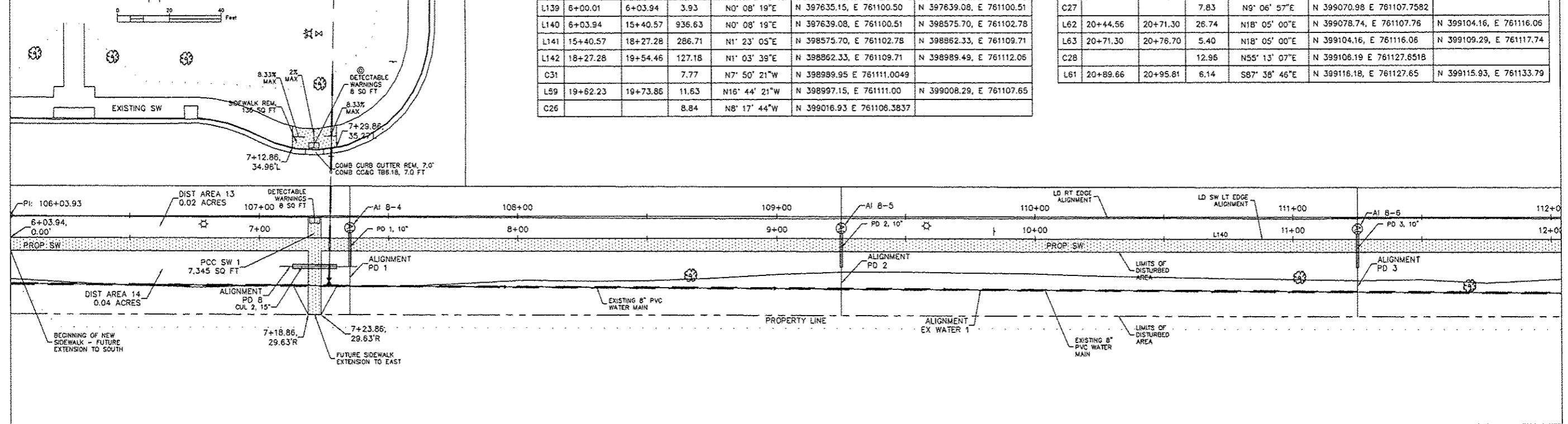
EARTH EXCAVATION WIDENING

STA	DISTANCE FT	CUT WIDENING SQ FT	FILL SQ FT	AVE CUT SQ FT	AVE FILL SQ FT	CUT CU YD	FILL CU YD	TOTAL CUT CU YD	TOTAL FILL CU YD
63+50.00		0.0	0.0	0.0	0.0	0.0	0.0	0.0	0.0
64+00.00	50.00	4.0	0.0	2.0	0.0	3.7	0.0	3.7	0.0
64+50.00	50.00	3.0	0.0	3.5	0.0	6.5	0.0	10.2	0.0
65+00.00	50.00	3.0	0.0	3.0	0.0	5.6	0.0	15.8	0.0
65+50.00	50.00	2.0	0.0	2.5	0.0	4.6	0.0	20.4	0.0
66+00.00	50.00	2.0	0.0	2.0	0.0	3.7	0.0	24.1	0.0
66+50.00	50.00	2.0	0.0	2.0	0.0	3.7	0.0	27.8	0.0
67+00.00	50.00	2.0	0.0	2.0	0.0	3.7	0.0	31.5	0.0
67+50.00	50.00	2.0	0.0	2.0	0.0	3.7	0.0	35.2	0.0
68+00.00	50.00	3.0	0.0	3.0	0.0	6.5	0.0	38.9	0.0
68+50.00	50.00	3.0	0.0	3.0	0.0	6.5	0.0	42.6	0.0
69+00.00	50.00	3.0	0.0	3.0	0.0	6.5	0.0	49.1	0.0
69+50.00	50.00	3.0	0.0	3.0	0.0	6.5	0.0	54.7	0.0
70+00.00	50.00	3.0	0.0	3.0	0.0	6.5	0.0	60.3	0.0
70+50.00	50.00	3.0	0.0	3.0	0.0	6.5	0.0	65.9	0.0
71+00.00	50.00	3.0	0.0	3.0	0.0	6.5	0.0	71.5	0.0
71+50.00	50.00	2.0	0.0	2.5	0.0	4.6	0.0	76.1	0.0
72+00.00	50.00	2.0	0.0	2.0	0.0	3.7	0.0	79.8	0.0
72+50.00	50.00	3.0	0.0	2.5	0.0	4.6	0.0	84.4	0.0
73+00.00	50.00	3.0	0.0	3.0	0.0	6.5	0.0	90.0	0.0
73+50.00	50.00	2.0	0.0	2.5	0.0	4.6	0.0	94.6	0.0
74+00.00	50.00	2.0	0.0	2.0	0.0	3.7	0.0	98.3	0.0
74+50.00	50.00	2.0	0.0	2.0	0.0	3.7	0.0	102.0	0.0
75+00.00	50.00	3.0	0.0	2.5	0.0	4.6	0.0	106.6	0.0
75+50.00	50.00	2.0	0.0	2.5	0.0	4.6	0.0	111.2	0.0
76+00.00	50.00	2.0	0.0	2.0	0.0	3.7	0.0	114.9	0.0
76+50.00	50.00	1.0	0.0	1.5	0.0	2.8	0.0	117.7	0.0
77+00.00	50.00	2.0	0.0	1.5	0.0	2.8			



ALIGNMENT LD SW LT EDGE						
NO.	FROM STA	TO STA	LENGTH	LINE DIRECTION	FROM CORDINATE	TO CORDINATE
L64	0+00.00	6+00.01	600.01	N0° 08' 19"E	N 397035.14, E 761099.05	N 397635.15, E 761100.50
L139	6+00.01	6+03.94	3.93	N0° 08' 19"E	N 397635.15, E 761100.50	N 397639.08, E 761100.51
L140	6+03.94	15+40.57	936.63	N0° 08' 19"E	N 397639.08, E 761100.51	N 398575.70, E 761102.78
L141	15+40.57	18+27.28	286.71	N1° 23' 05"E	N 398575.70, E 761102.78	N 398852.33, E 761109.71
L142	18+27.28	19+54.46	127.18	N1° 03' 39"E	N 398852.33, E 761109.71	N 398989.49, E 761112.05
C31			7.77	N7° 50' 21"W	N 398989.95 E 761111.0049	
L59	19+62.23	19+73.86	11.63	N16° 44' 21"W	N 398997.15, E 761111.00	N 399008.29, E 761107.65
C26			8.84	N8° 17' 44"W	N 399016.93 E 761106.3837	

ALIGNMENT LD SW LT EDGE						
NO.	FROM STA	TO STA	LENGTH	LINE DIRECTION	FROM CORDINATE	TO CORDINATE
L60	19+82.70	20+36.73	54.03	N0° 08' 53"E	N 399017.01, E 761106.38	N 399071.04, E 761106.52
C27			7.83	N9° 06' 57"E	N 399070.98 E 761107.7582	
L62	20+44.56	20+71.30	26.74	N18° 05' 00"E	N 399078.74, E 761107.76	N 399104.16, E 761116.06
L63	20+71.30	20+76.70	5.40	N18° 05' 00"E	N 399104.16, E 761116.06	N 399109.29, E 761117.74
C28			12.96	N55° 13' 07"E	N 399108.19 E 761127.8518	
L61	20+89.66	20+95.81	6.14	S87° 36' 46"E	N 399116.18, E 761127.65	N 399115.93, E 761133.79



NO.	DESCRIPTION	BY	DATE	NO.	DESCRIPTION	BY	DATE

**PLAN & PROFILE - LION DRIVE**  
 FAS 2907 (WEST GRAND ROAD)  
 SECTION 14-00042-00-PV  
 CITY OF CARTERVILLE

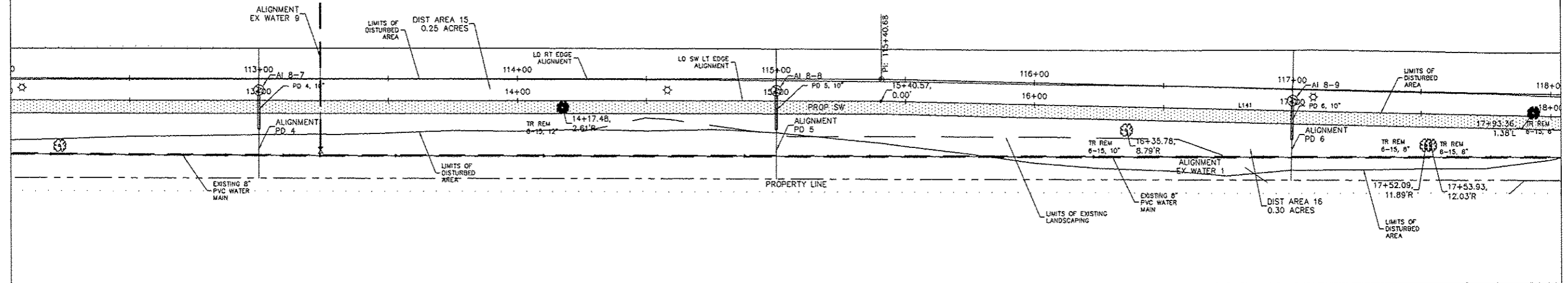
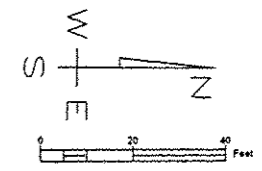
**JOHN H. CRAWFORD & ASSOCIATES, P.C.**  
 CIVIL ENGINEERS, LAND SURVEYORS  
 201 SOUTH DIVISION STREET, CARTERVILLE, ILLINOIS 62918  
 PHONE (618) 895-0370 FAX (618) 895-0892  
 PROFESSIONAL DESIGN FIRM # 154-002865

*Contract No 99540*

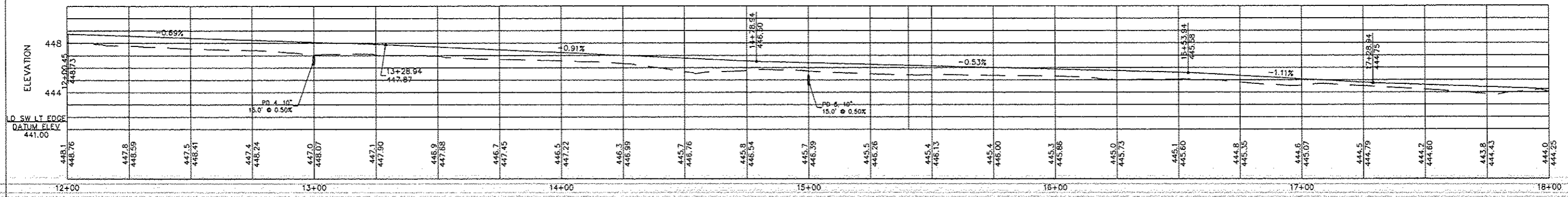
SHEET NO. <b>3</b>	
LD PL 1	
ISSUE	DATE
A	03/16/18

C:\Civil 3D Projects\West Grand GB to Lion Dr to x 041774\dwg\HS to GB 022616\_1\_recover.dwg, LD PL 1, 3/21/2018 9:46:57 AM, PDF Composite

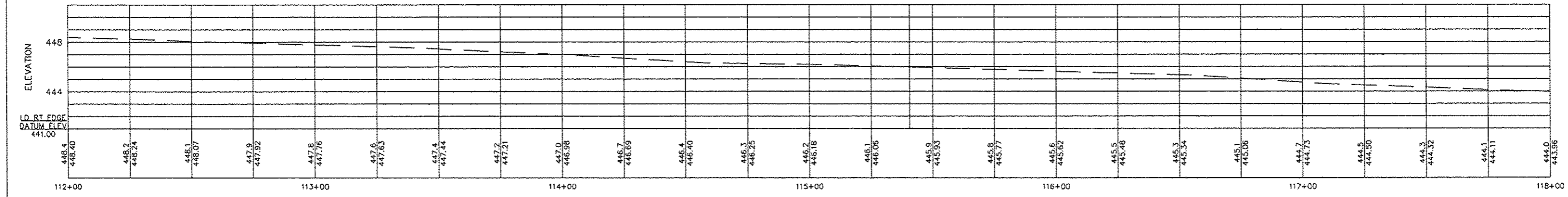




LD SW LT EDGE



LD RT EDGE



NO.	DESCRIPTION	BY	DATE	NO.	DESCRIPTION	BY	DATE

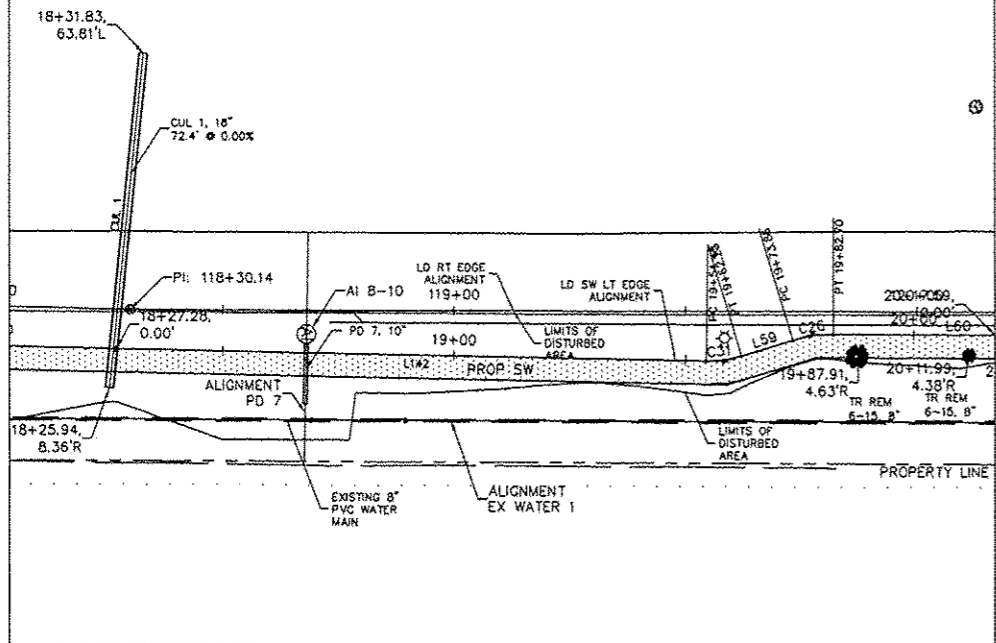
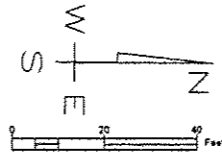
**PLAN & PROFILE - LIONS DRIVE**  
**FAS 2907 (WEST GRAND ROAD)**  
**SECTION 14-00042-00-PV**  
**CITY OF CARTERVILLE**


**JOHN H. CRAWFORD & ASSOCIATES, P.C.**  
 CIVIL ENGINEERS, LAND SURVEYORS  
 201 SOUTH DIVISION STREET, CARTERVILLE, ILLINOIS 62918  
 PHONE (618) 945-0370 FAX (618) 995-4892  
 PROFESSIONAL DESIGN FIRM # 184-002885

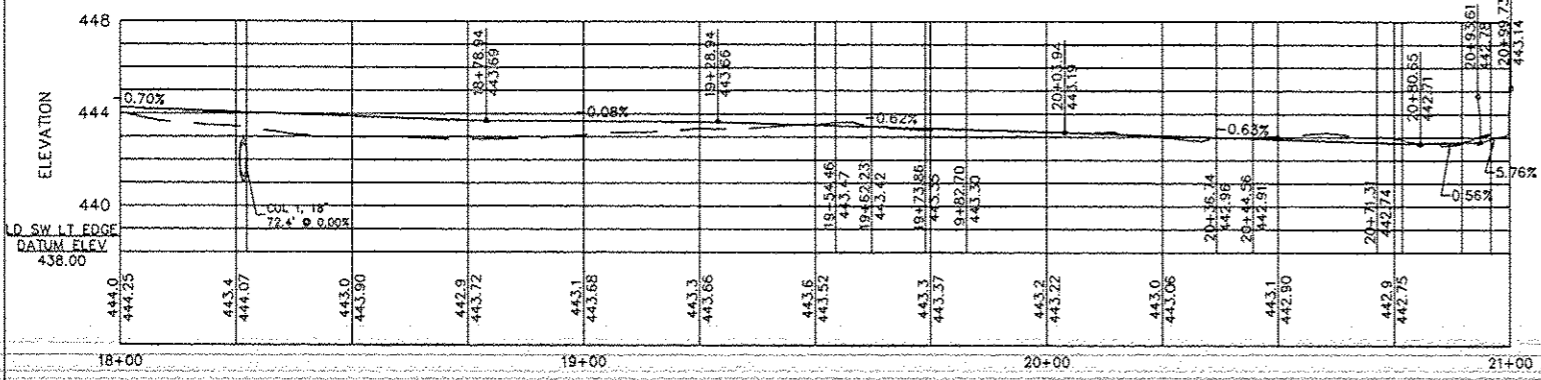
*Contract No. 99540*

SHEET NO. <b>9</b>	
LD PL 2	
ISSUE	DATE
A	03/18/18

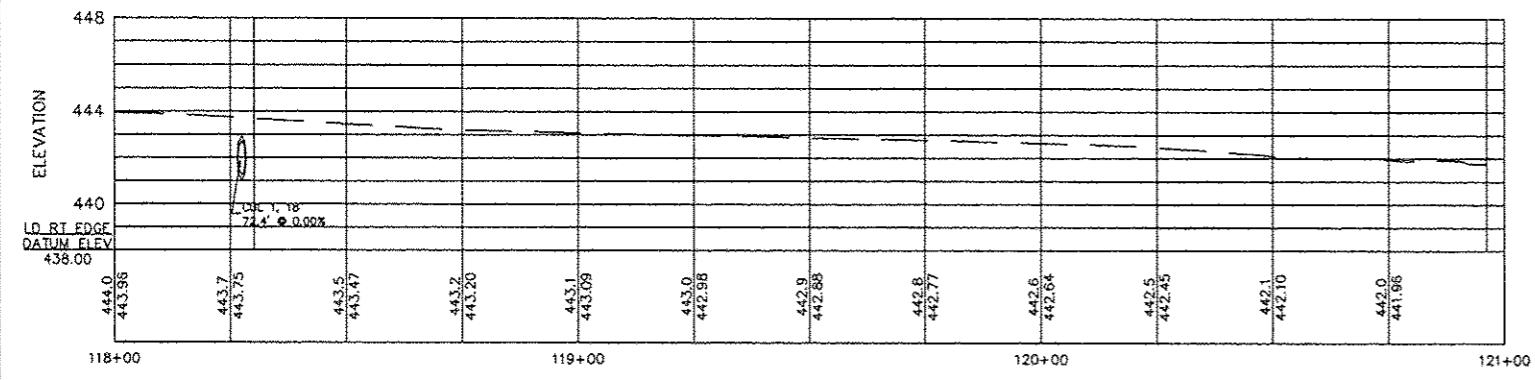
C:\Civil 3D Projects\West Grand to Lion Dr to x 041714\dwg\HS to GB 022616\_1\_recover.dwg, LD PL 2, 3/21/2018 9:50:55 AM, PDF Complete



LD SW LT EDGE

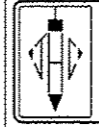


LD RT EDGE



NO.	DESCRIPTION	BY	DATE	NO.	DESCRIPTION	BY	DATE
					DESIGNED		
					DRAWN	JHC	04/23/14
					CHECKED	JHC	03/16/16

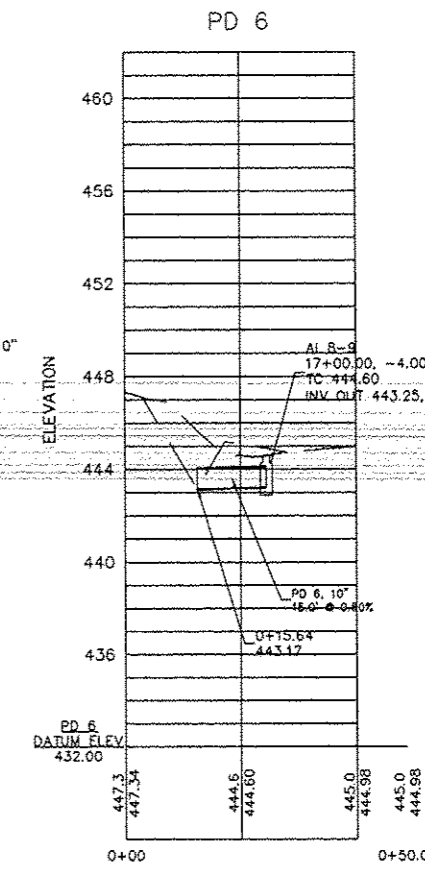
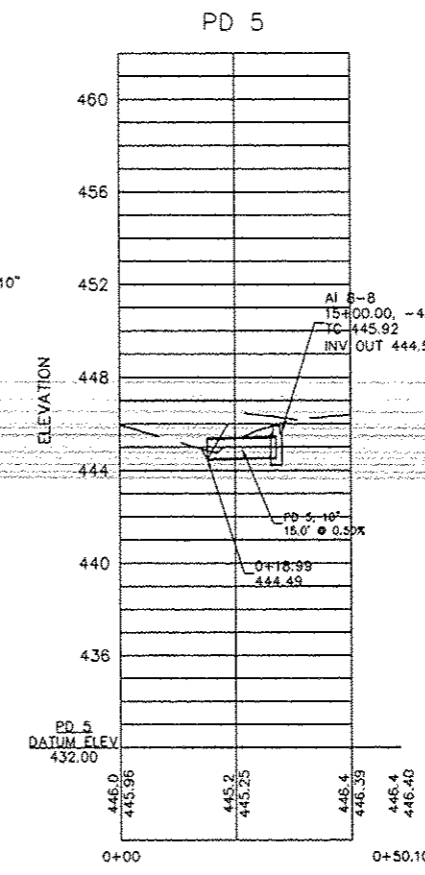
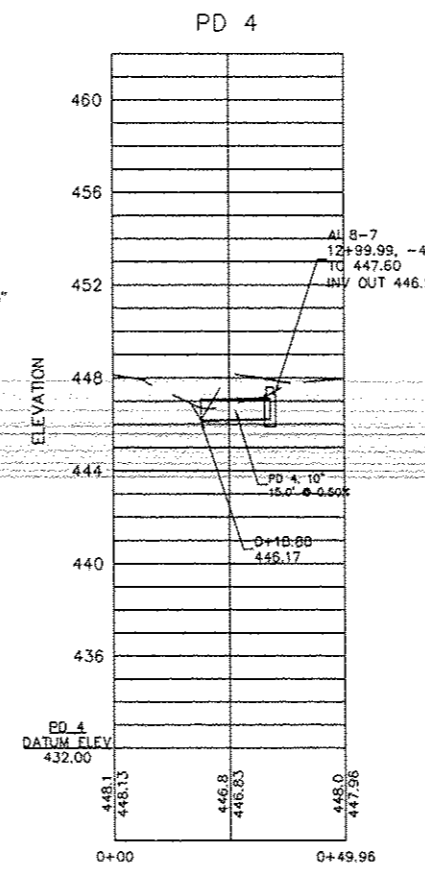
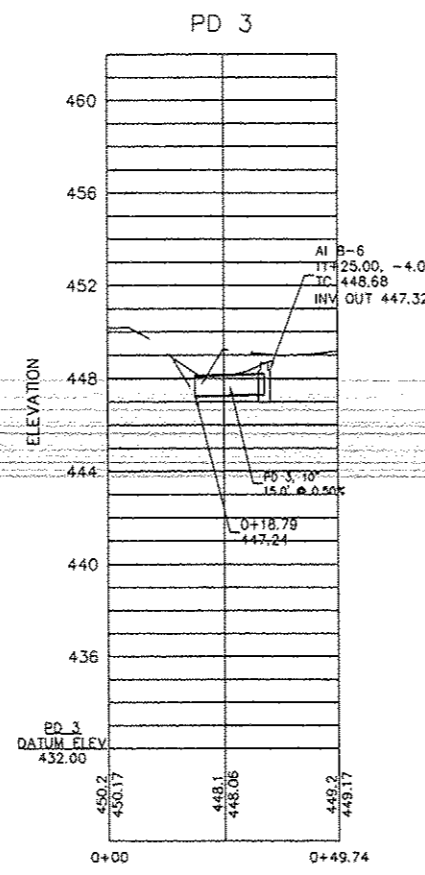
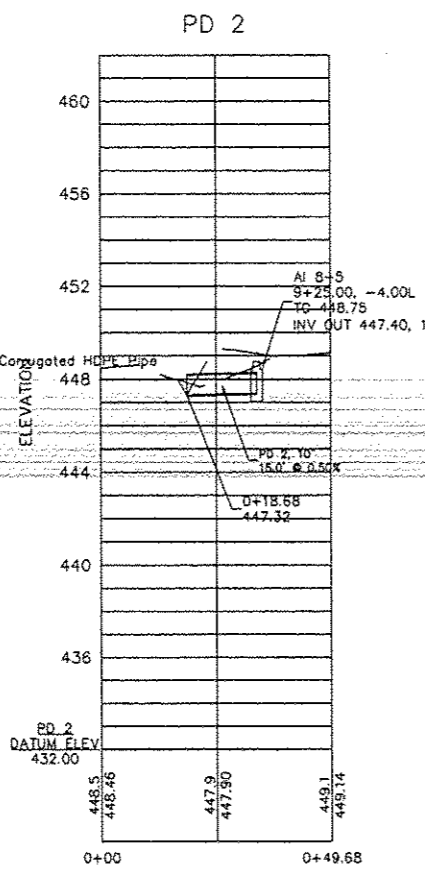
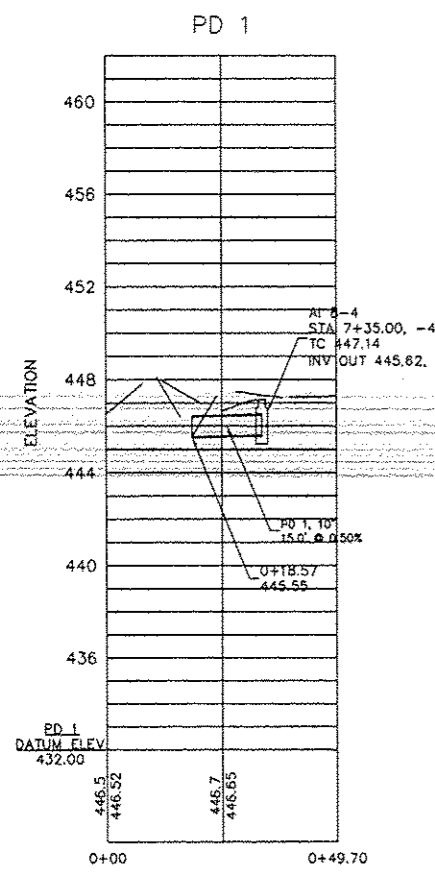
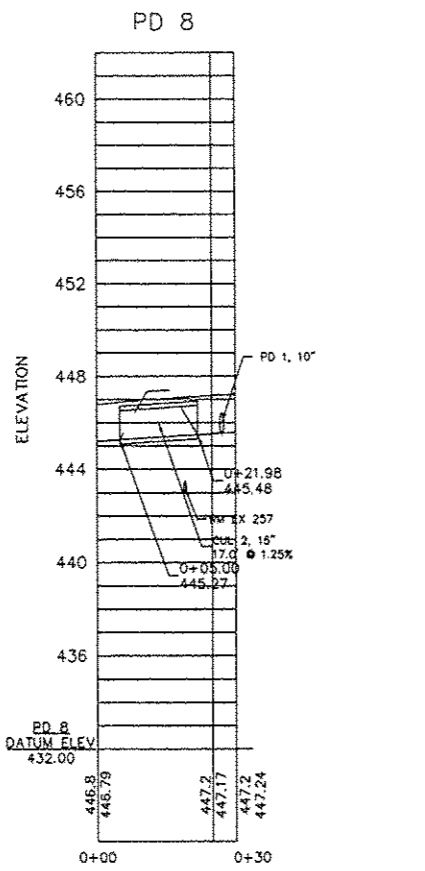
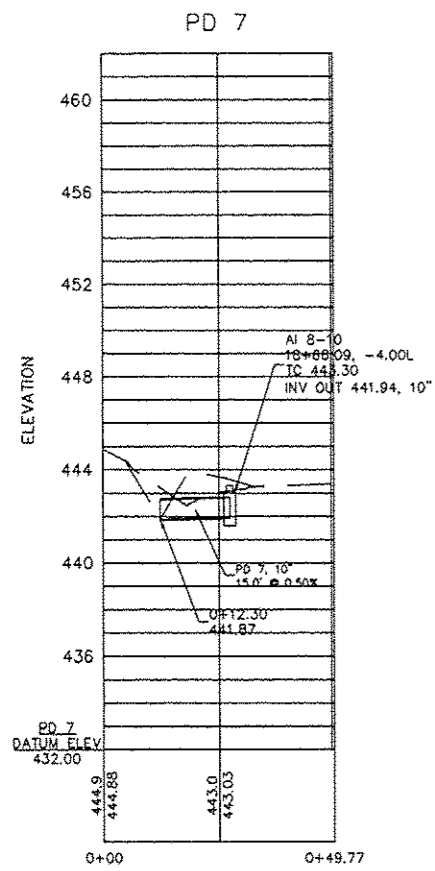
PLAN & PROFILE - LIONS DRIVE  
 FAS 2907 (WEST GRAND ROAD)  
 SECTION 14-00042-00-PV  
 CITY OF CARTERVILLE



**JOHN H. CRAWFORD & ASSOCIATES, P.C.**  
 CIVIL ENGINEERS, LAND SURVEYORS  
 201 SOUTH DIVISION STREET, CARTERVILLE, ILLINOIS 62919  
 PHONE (618) 985-6370 FAX (618) 985-4692  
 PROFESSIONAL DESIGN FIRM # 184-002865  
 Contract No. 99540

SHEET NO. 10	
LD PL 3	
ISSUE	DATE
A	03/16/16

C:\Civil 3D\Projects\West Grand GB to Lion Dr to x 04171\dwg\IHS to GB 022616\_A\_recover.dwg, LD PR ST 1, 3/17/2016 11:56:48 AM, PDF Complete



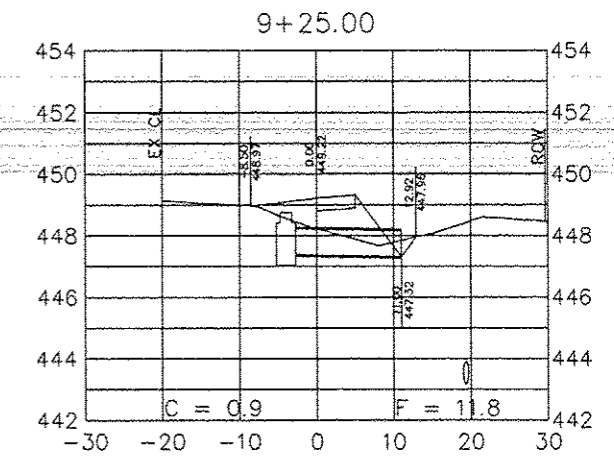
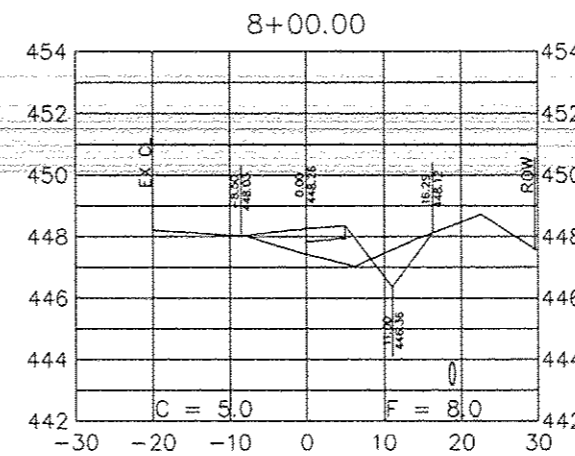
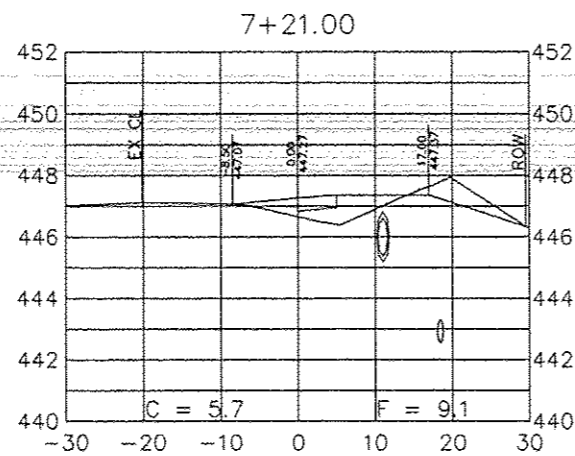
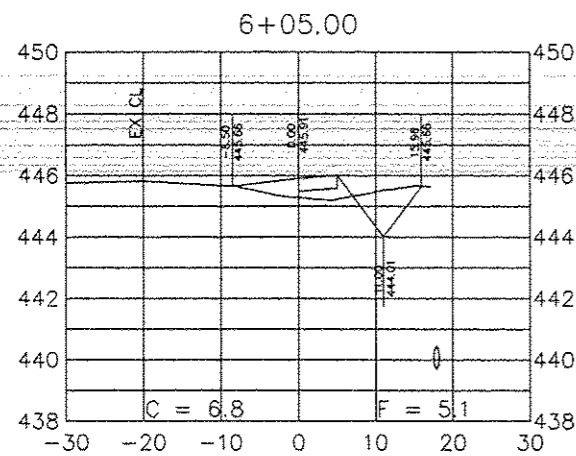
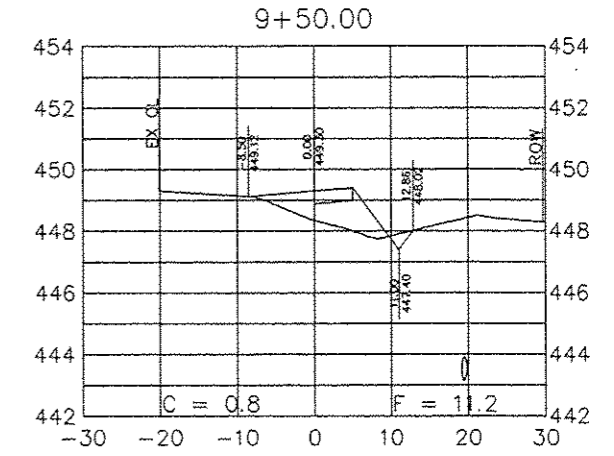
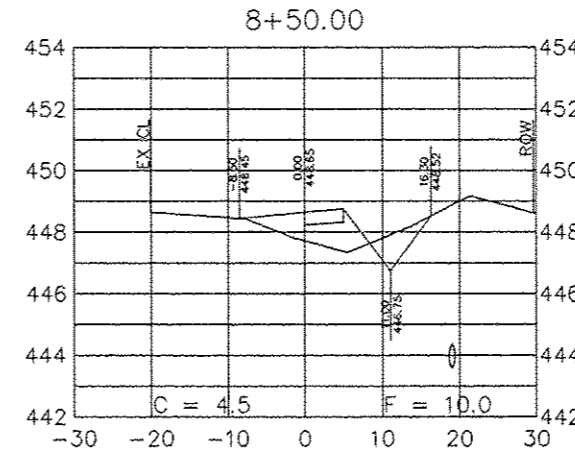
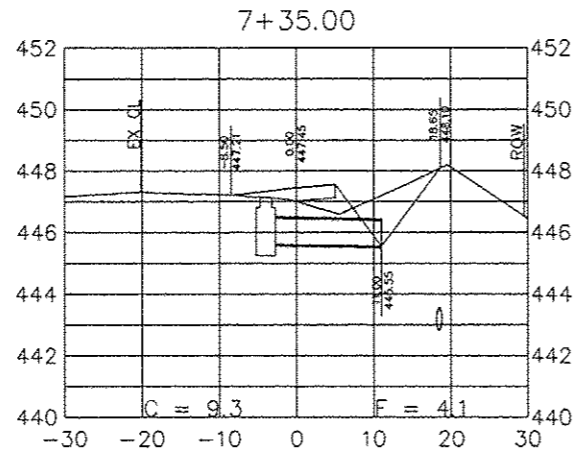
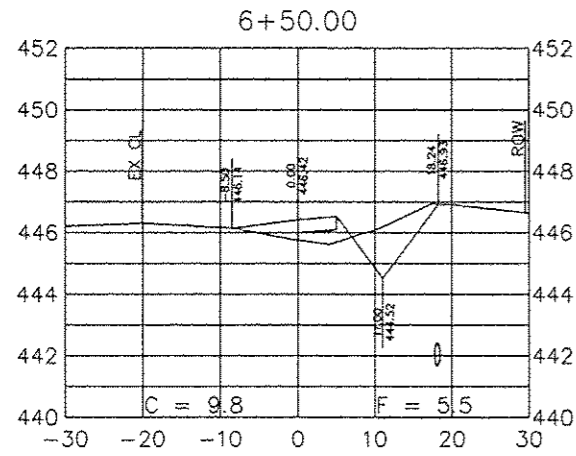
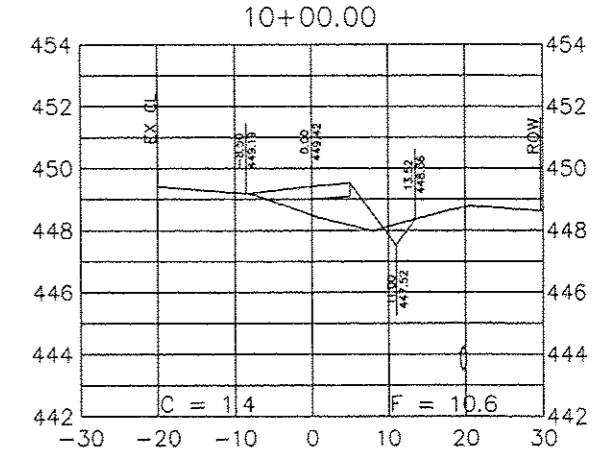
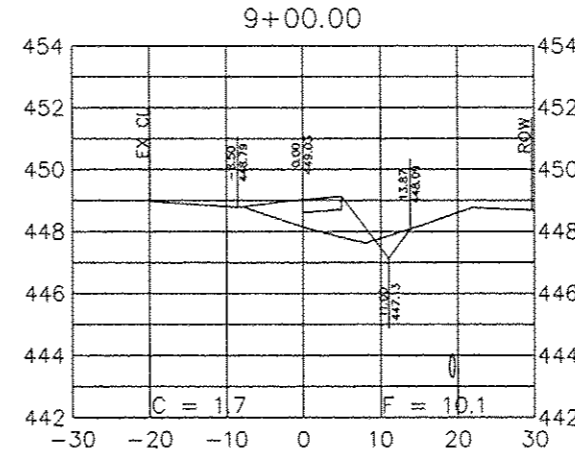
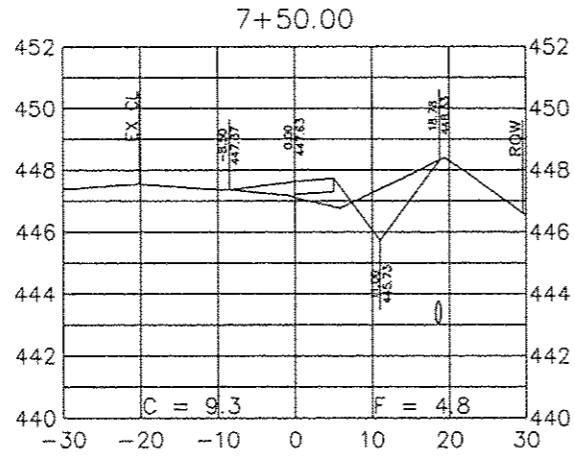
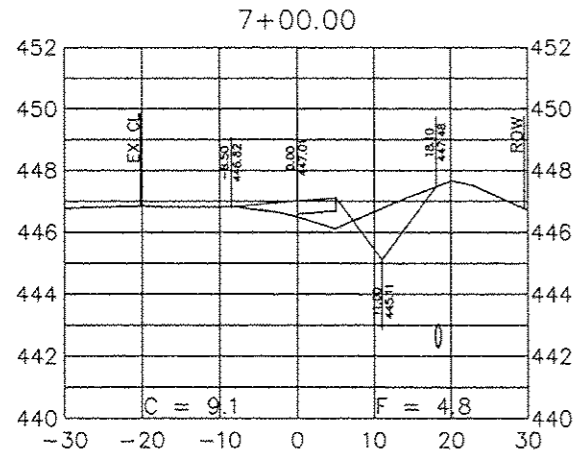
NO.	DESCRIPTION	BY	DATE	NO.	DESCRIPTION	BY	DATE

**LIONS DRIVE PROFILES STORM SEWER**  
 FAS 2907 (WEST GRAND ROAD)  
 SECTION 14-00042-00-PV  
 CITY OF CARTERVILLE



**JOHN H. CRAWFORD & ASSOCIATES, P.C.**  
 CIVIL ENGINEERS, LAND SURVEYORS  
 201 SOUTH DIVISION STREET, CARTERVILLE, ILLINOIS 62918  
 PHONE (618) 995-0370 FAX (618) 995-4892  
 PROFESSIONAL DESIGN FIRM # 184-002885  
 Contract No. 99540

SHEET NO. 11	
LD PR ST 1	
ISSUE	DATE
A	01/25/16



SEE LD XSEC 4 FOR 7+12.86,  
7+18.86, 7+23.86 AND 7+29.86

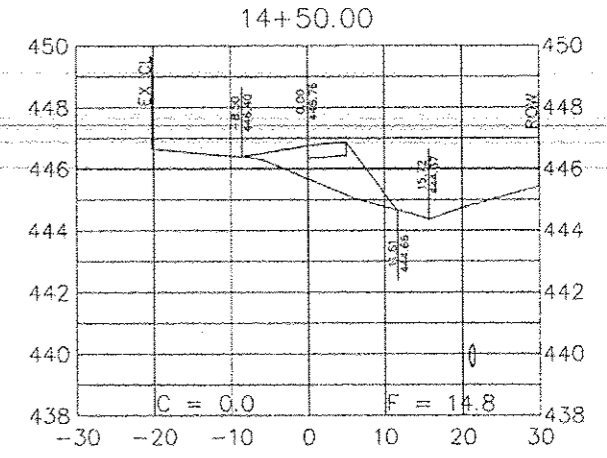
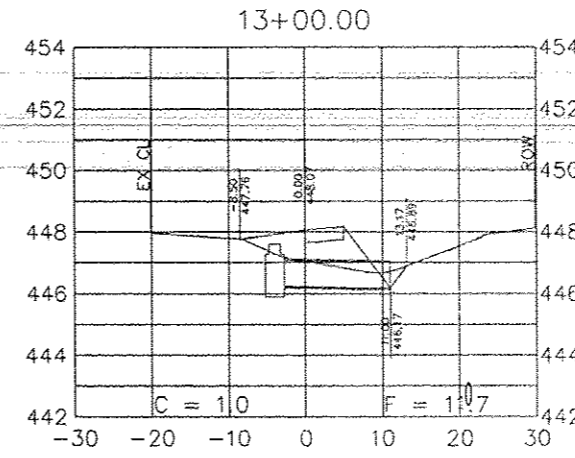
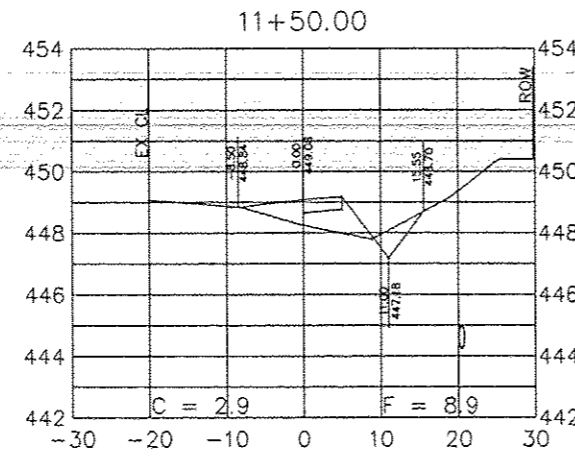
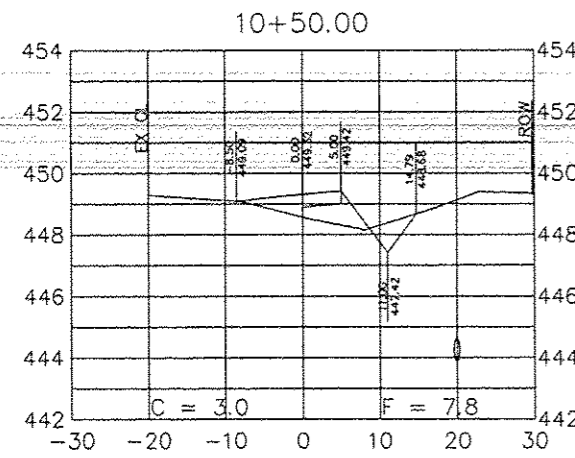
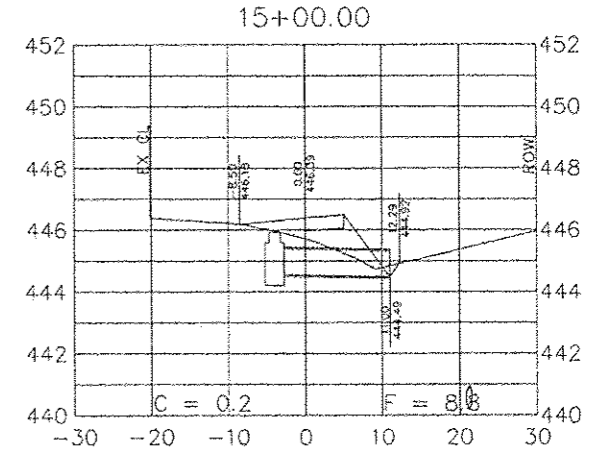
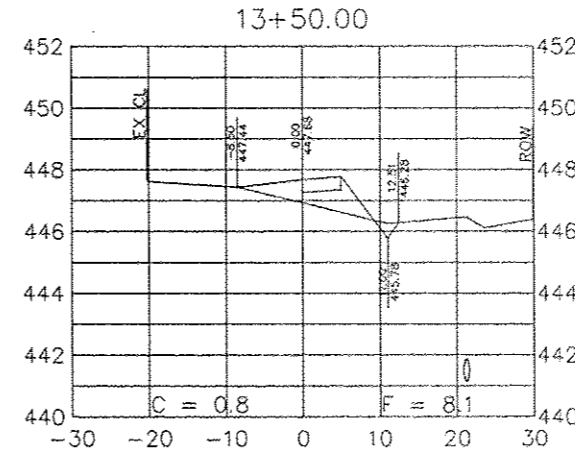
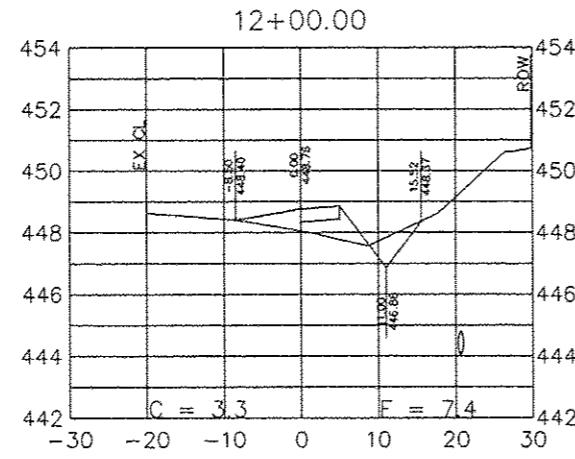
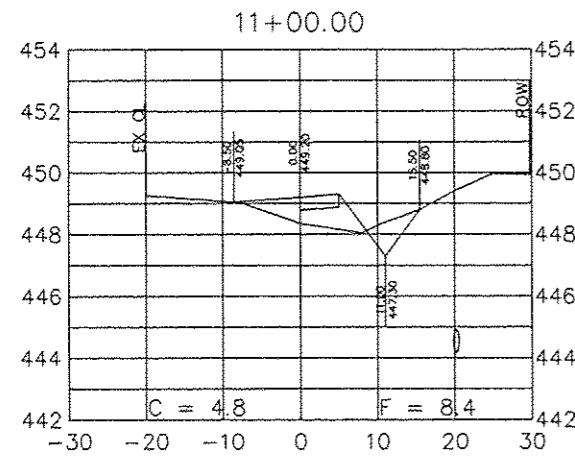
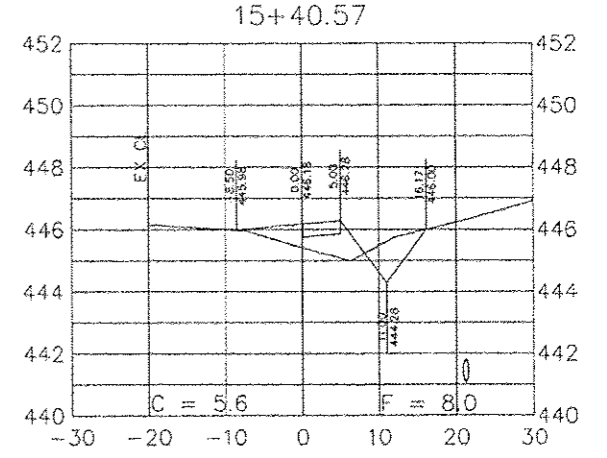
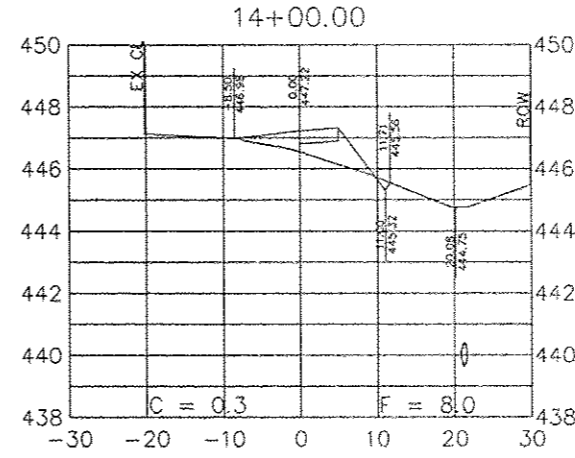
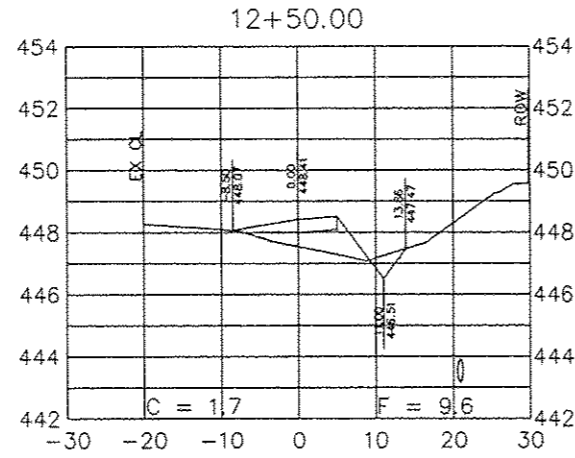
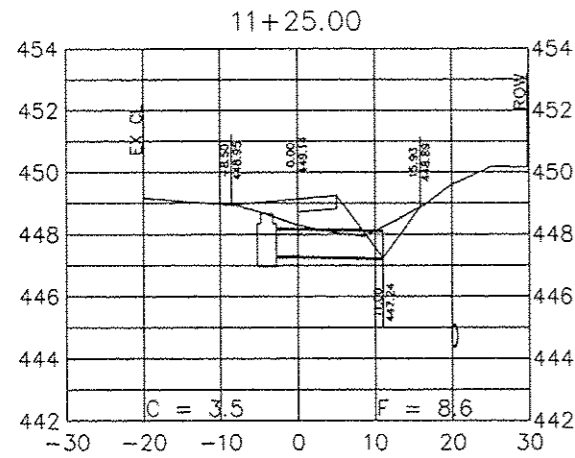
NO.	DESCRIPTION	BY	DATE	NO.	DESCRIPTION	BY	DATE

CROSS SECTIONS LIONS DRIVE  
FAS 2907 (WEST GRAND ROAD)  
SECTION 14-00042-00-PV  
CITY OF CARTERVILLE



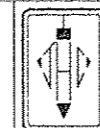
**JOHN H. CRAWFORD & ASSOCIATES, P.C.**  
CIVIL ENGINEERS, LAND SURVEYORS  
261 SOUTH DIVISION STREET, CARTERVILLE, ILLINOIS 62918  
PHONE (618) 985-0370 FAX (618) 985-4032  
PROFESSIONAL DESIGN FIRM # 194-022855 *Contract No. 99540*

SHEET NO. <b>12</b>	
LD XSEC 1	
ISSUE	DATE
A	03/16/16



NO.	DESCRIPTION	BY	DATE	NO.	DESCRIPTION	BY	DATE

CROSS SECTIONS LIONS DRIVE  
 FAS 2907 (WEST GRAND ROAD)  
 SECTION 14-00042-00-PV  
 CITY OF CARTERVILLE



**JOHN H. CRAWFORD & ASSOCIATES, P.C.**  
 CIVIL ENGINEERS, LAND SURVEYORS  
 231 SOUTH DIVISION STREET, CARTERVILLE, ILLINOIS 62918  
 PHONE (618) 595-0370 FAX (618) 595-4632  
 PROFESSIONAL DESIGN FIRM # 184-002895

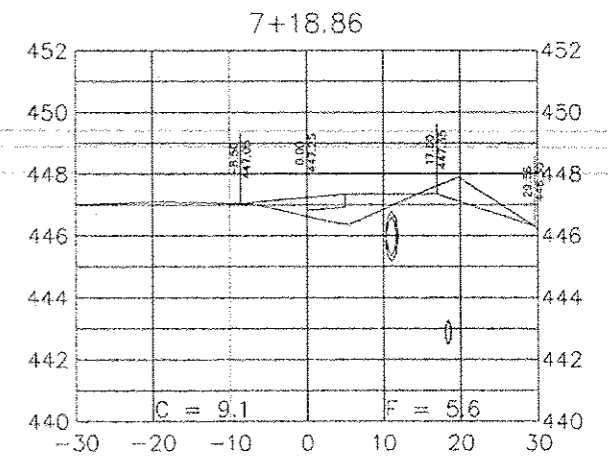
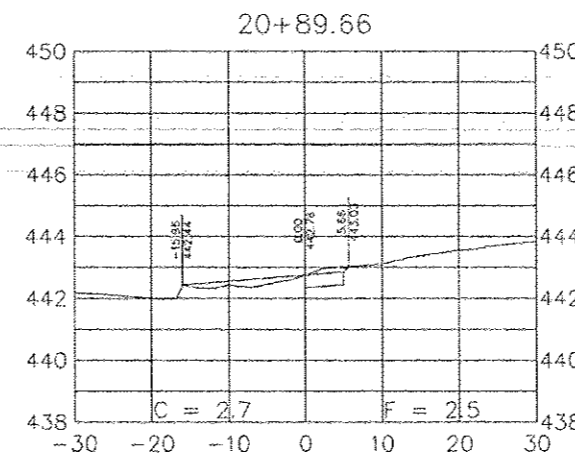
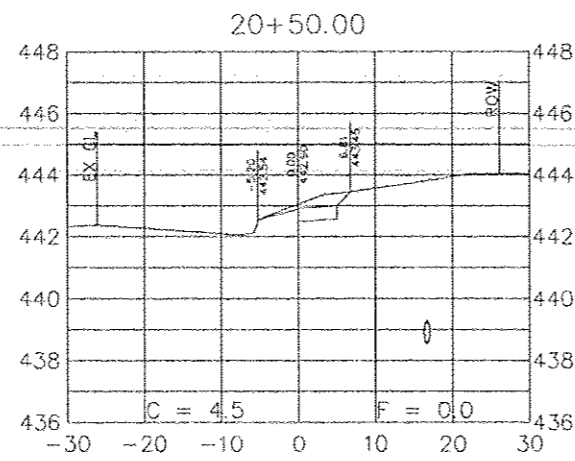
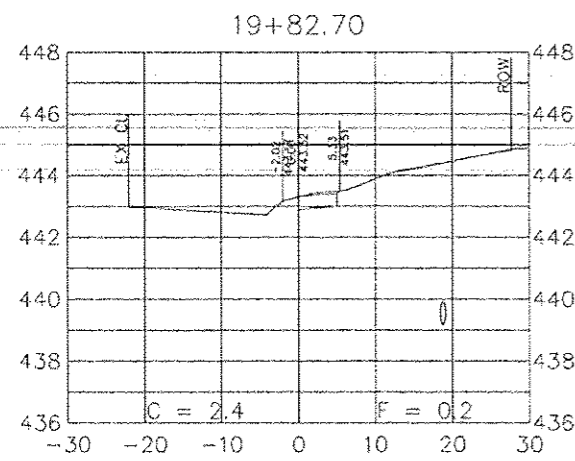
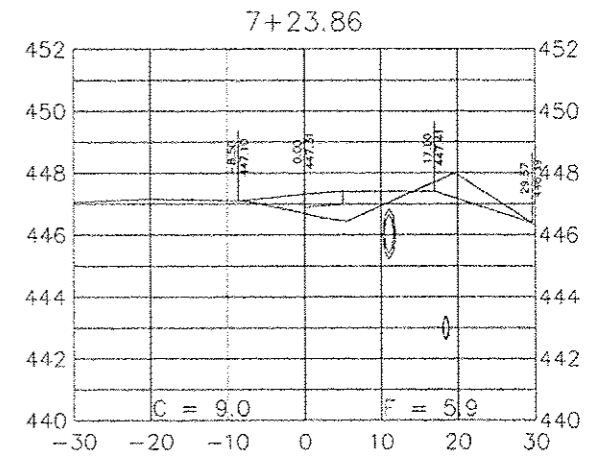
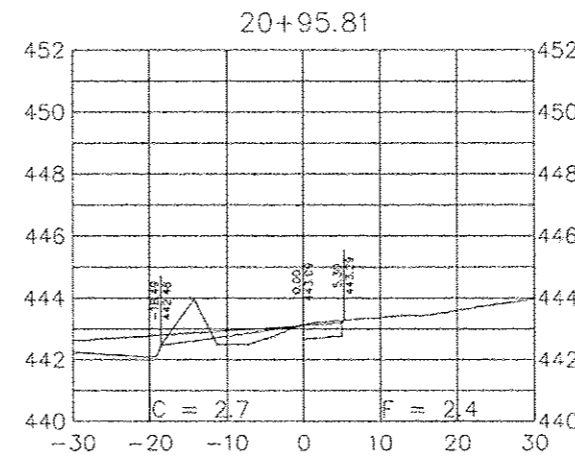
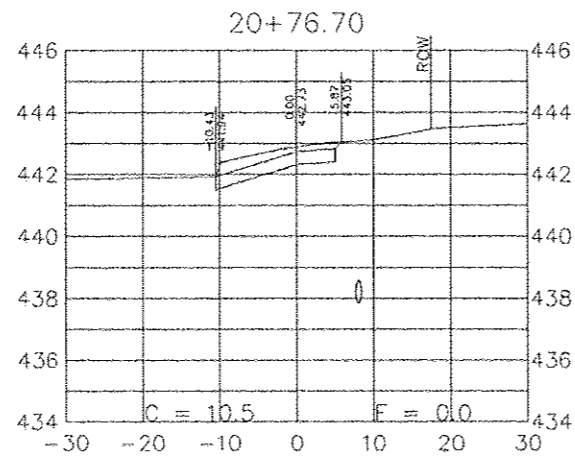
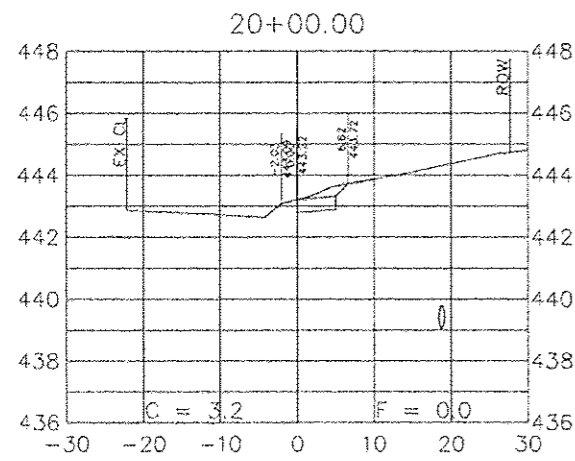
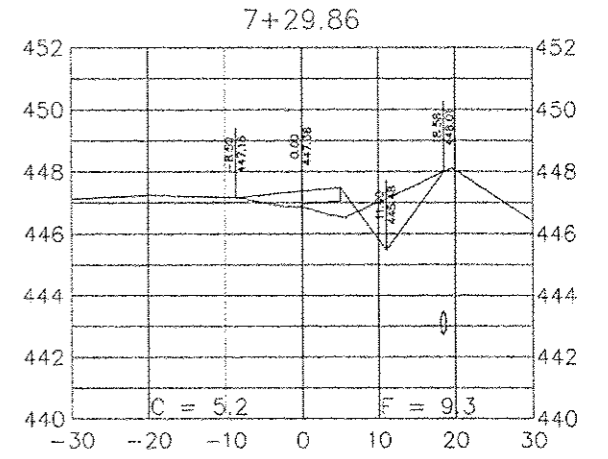
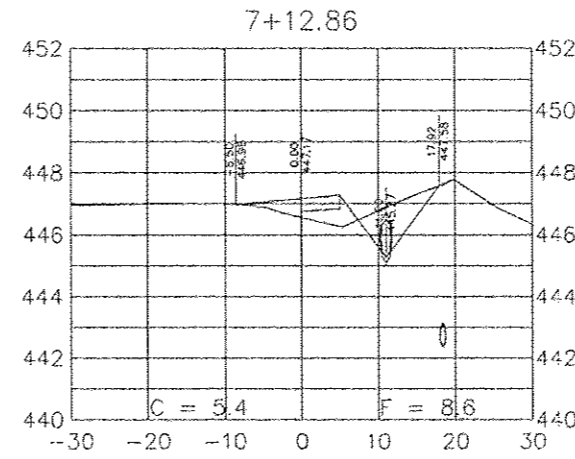
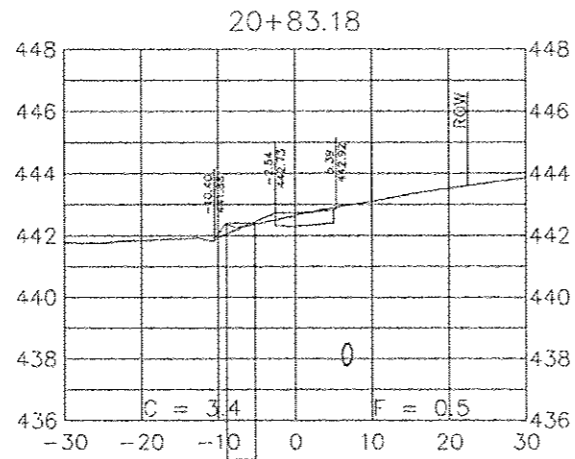
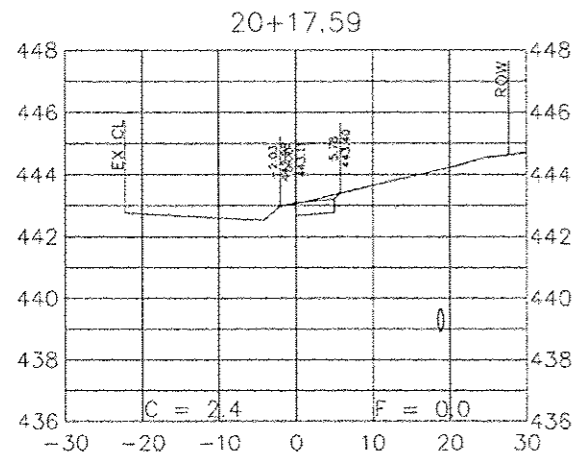
SHEET NO. <b>13</b>	
LD XSEC 2	
ISSUE	DATE
A	03/16/16

Contract No. 99540

C:\Civil 3D Projects\West Grand GB to Lion Dr to x 041714\dwg\HS to GB 022616\A\_receiver.dwg, LD XSEC 2, 3/17/2016 1:15:35 PM, PDF Complete



C:\civ\3D Projects\West Grand CB to Lion Dr to x 041714\dwg\H6 to GB 022616 A\_recover.dwg, LD XSEC 4, 3/17/2016 11:47 AM, PDF Complete



NO.	DESCRIPTION	BY	DATE	NO.	DESCRIPTION	BY	DATE

CROSS SECTIONS LIONS DRIVE  
 FAS 2907 (WEST GRAND ROAD)  
 SECTION 14-00042-00-PV  
 CITY OF CARTERVILLE



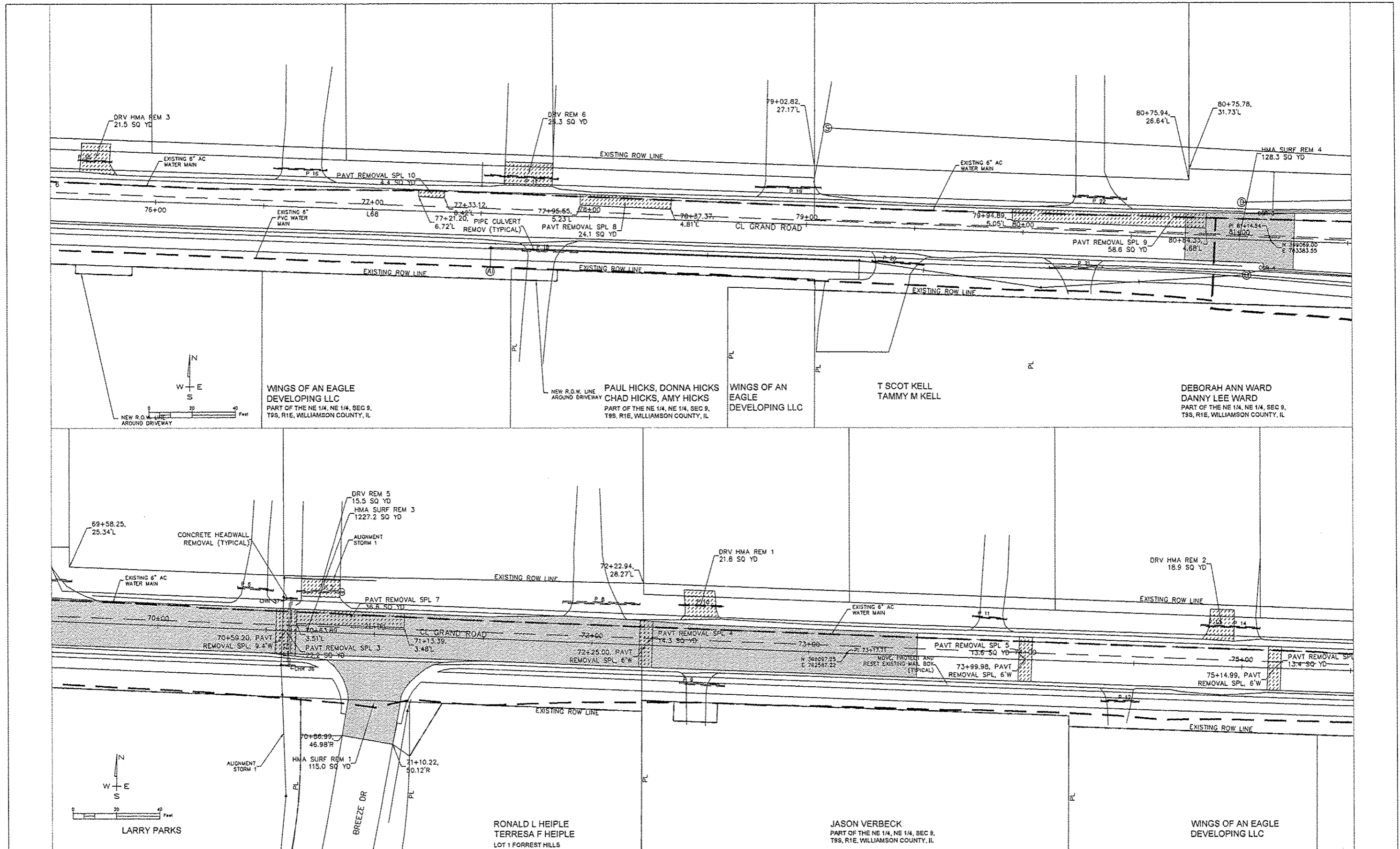
**JOHN H. CRAWFORD & ASSOCIATES, P.C.**  
 CIVIL ENGINEERS, LAND SURVEYORS  
 201 SOUTH DIVISION STREET, CARTERVILLE ILLINOIS 62919  
 PHONE (618) 285-4370 FAX (618) 285-4092  
 PROFESSIONAL DESIGN FIRM # 184-962895

SHEET NO. <b>15</b>	
LD XSEC 4	
ISSUE	DATE
A	01/25/16

Contract No. 99540







NO.	DESCRIPTION	BY	DATE	NO.	DESCRIPTION	BY	DATE
					DESIGNED		
					DRAWN	JHC	04/23/14
					CHECKED	JHC	03/18/18

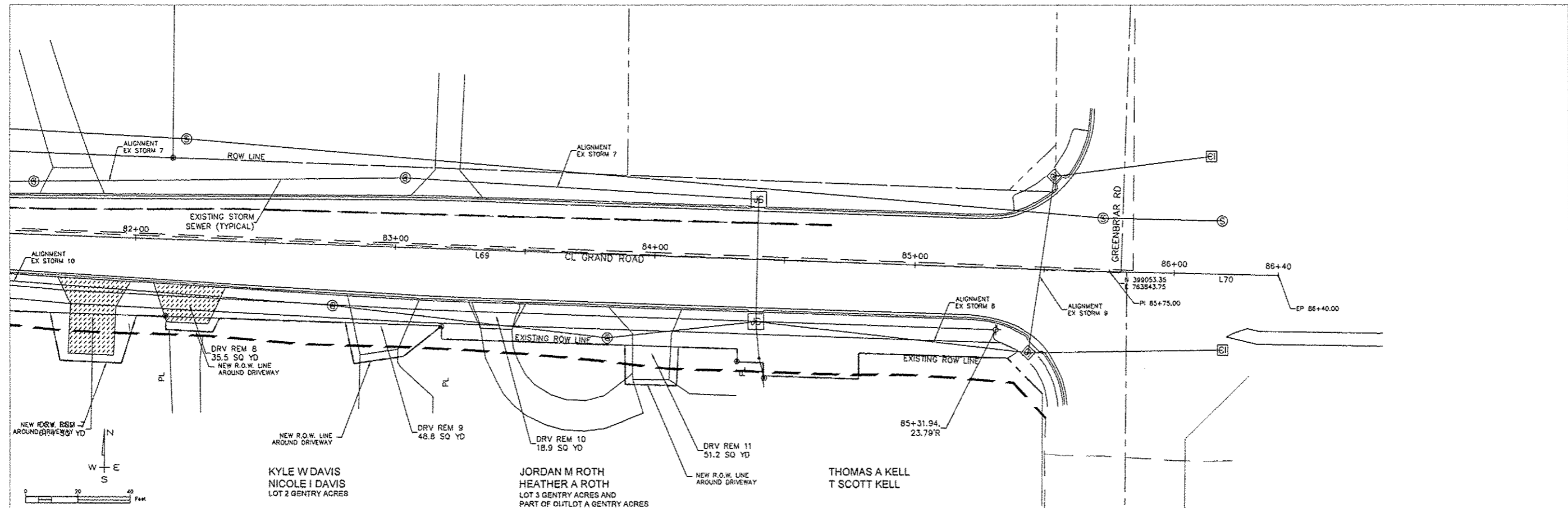
DEMOLITION GRAND ROAD  
 FAS 2907 (WEST GRAND ROAD)  
 SECTION 14-00042-00-PV  
 CITY OF CARTERVILLE

**JOHN H. CRAWFORD & ASSOCIATES, P.C.**  
 CIVIL ENGINEERS, LAND SURVEYORS  
 201 SOUTH DIVISION STREET, CARTERVILLE, ILLINOIS 62918  
 PHONE (618) 985-8370 FAX (618) 985-4892  
 PROFESSIONAL DESIGN FIRM # 184-002985

*contract No. 99540*

SHEET NO. 17	
GR DEMO 2	
ISSUE	DATE
A	03/16/16

C:\proj\2016\14-00042-00-PV\14-00042-00-PV.dwg, 03/16/16, 1:30 PM, JHC



NO.	DESCRIPTION	BY	DATE	NO.	DESCRIPTION	BY	DATE	NO.	DESCRIPTION	BY	DATE
									DESIGNED		
									DRAWN	JHC	04/23/14
									CHECKED	JHC	03/18/16

DEMOLITION GRAND ROAD  
FAS 2907 (WEST GRAND ROAD)  
SECTION 14-00042-00-PV  
CITY OF CARTERVILLE



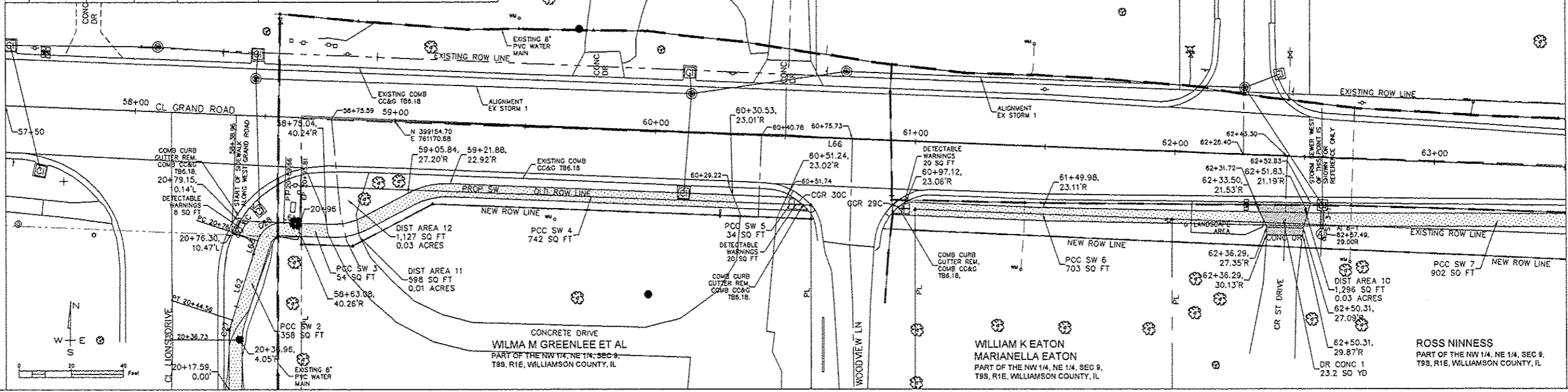
**JOHN H. CRAWFORD & ASSOCIATES, P.C.**  
CIVIL ENGINEERS, LAND SURVEYORS  
201 SOUTH DIVISION STREET, CARTERVILLE, ILLINOIS 62918  
PHONE (618) 985-6370 FAX (618) 985-4092  
PROFESSIONAL DESIGN FIRM # 164-002885

contract No 99540

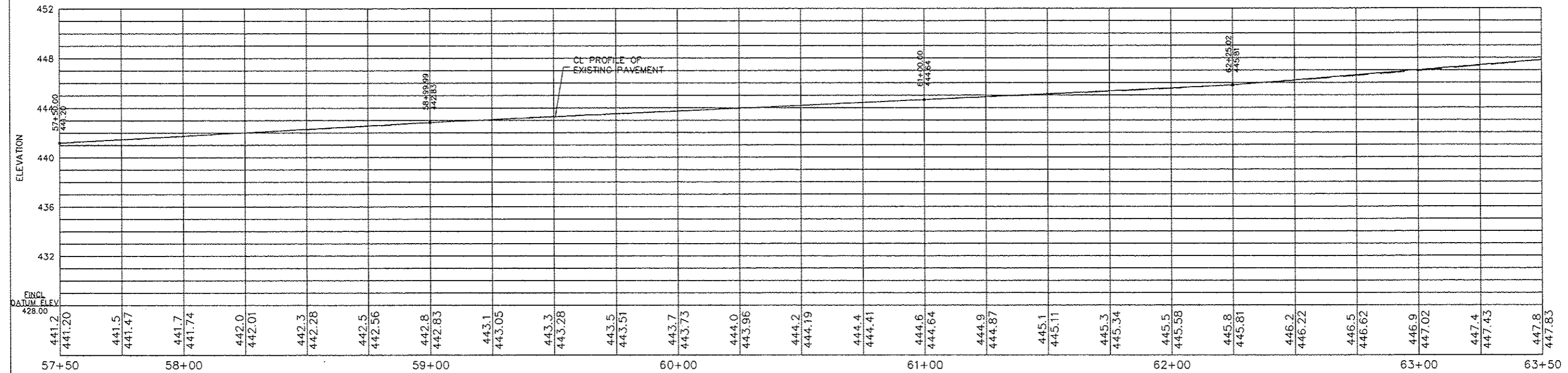
SHEET NO. 18	
GR DEMO 3	
ISSUE	DATE
A	03/18/16

C:\DWG\3D\Project\3D\Drawings\14-00042-00-PV\14-00042-00-PV-18.dwg

ALIGNMENT FINCL						
NO.	FROM STA	TO STA	LENGTH	LINE DIRECTION	FROM CORDINATE	TO CORDINATE
L66	57+50.00	63+97.98	647.98	S87° 41' 37"E	N 399160.74, E 761020.80	N 399134.66, E 761668.26
L67	63+97.98	73+17.71	919.72	S87° 40' 07"E	N 399134.66, E 761668.26	N 399097.25, E 762587.22
L68	73+17.71	81+14.54	796.84	S87° 58' 05"E	N 399097.25, E 762587.22	N 399069.00, E 763383.55
L69	81+14.54	85+75.00	460.46	S88° 03' 11"E	N 399069.00, E 763383.55	N 399053.35, E 763943.75
L70	85+75.00	86+40.00	65.00	S88° 41' 36"E	N 399053.35, E 763943.75	N 399051.87, E 763908.73



FINCL



NO.	DESCRIPTION	BY	DATE	NO.	DESCRIPTION	BY	DATE
	DESIGNED						
	DRAWN	JHC	04/23/14				
	CHECKED	JHC	03/18/18				

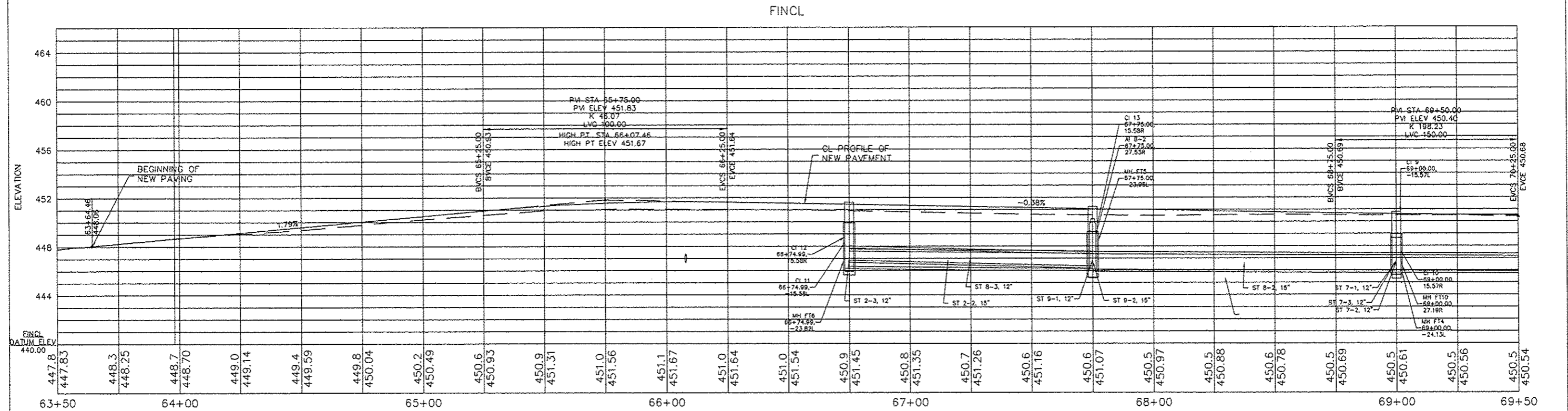
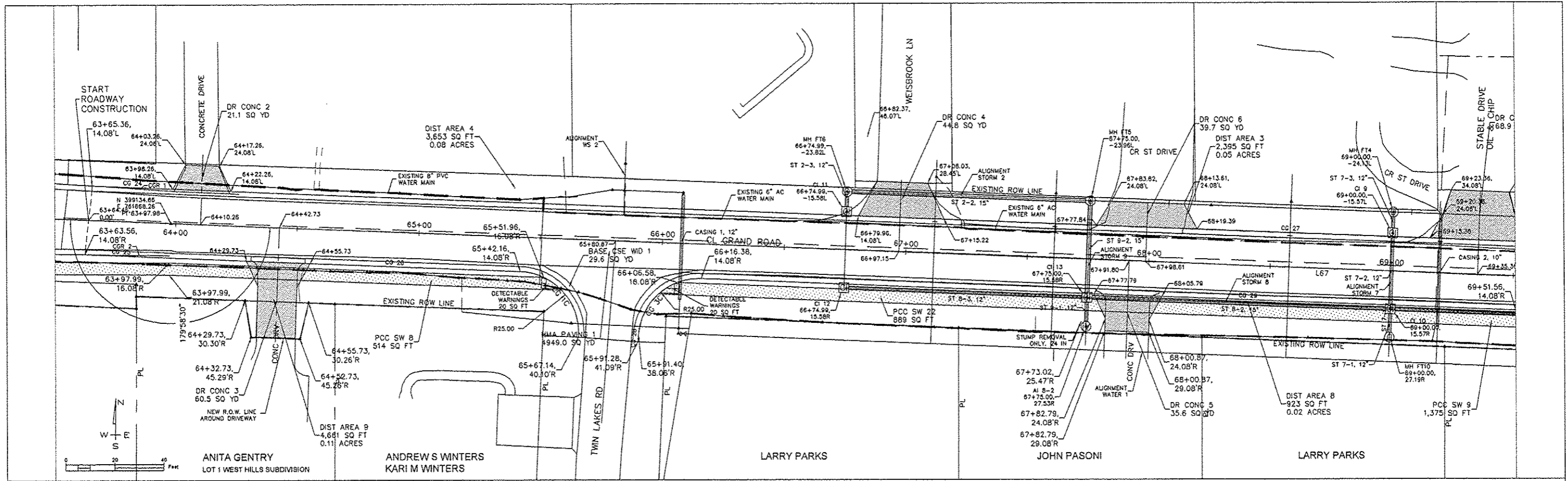
PLAN & PROFILE GRAND ROAD  
 FAS 2907 (WEST GRAND ROAD)  
 SECTION 14-00042-00-PV  
 CITY OF CARTERVILLE

**JOHN H. CRAWFORD & ASSOCIATES, P.C.**  
 CIVIL ENGINEERS, LAND SURVEYORS  
 201 SOUTH DIVISION STREET, CARTERVILLE, ILLINOIS 62919  
 PHONE (618) 985-0370 FAX (618) 985-4692  
 PROFESSIONAL DESIGN FIRM # 184-002885

*Contract No. 99540*

SHEET NO. <b>19</b>	
GR PL 1	
ISSUE	DATE
A	03/18/16

C:\DWG\Projects\14-00042-00-PV\14-00042-00-PV.dwg, 03/18/16, 10:59 AM, JHC



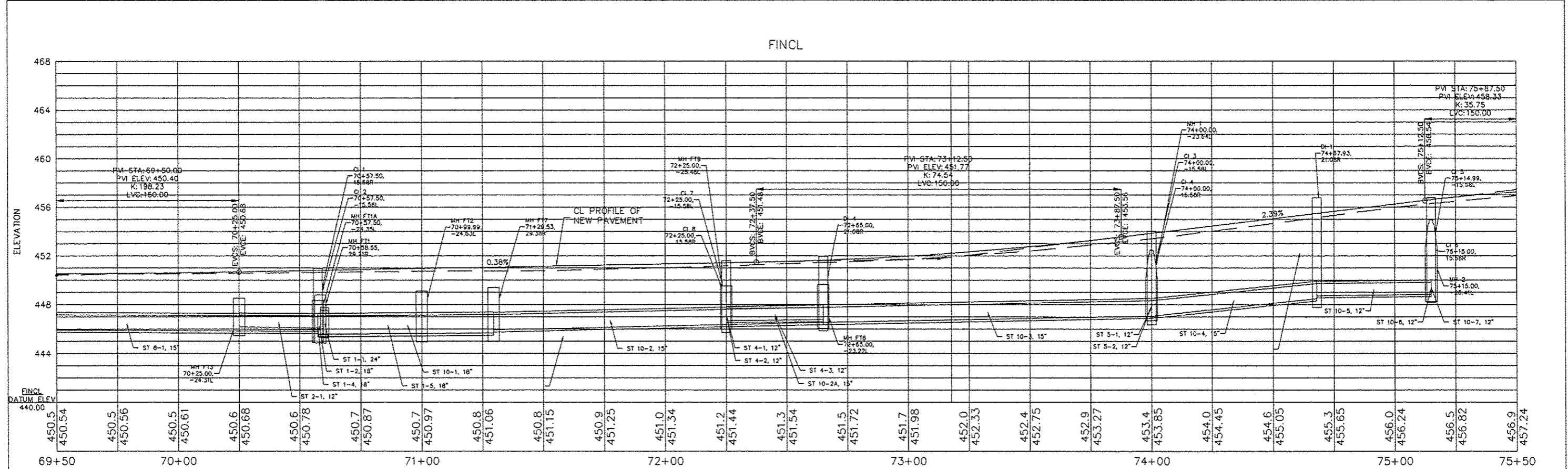
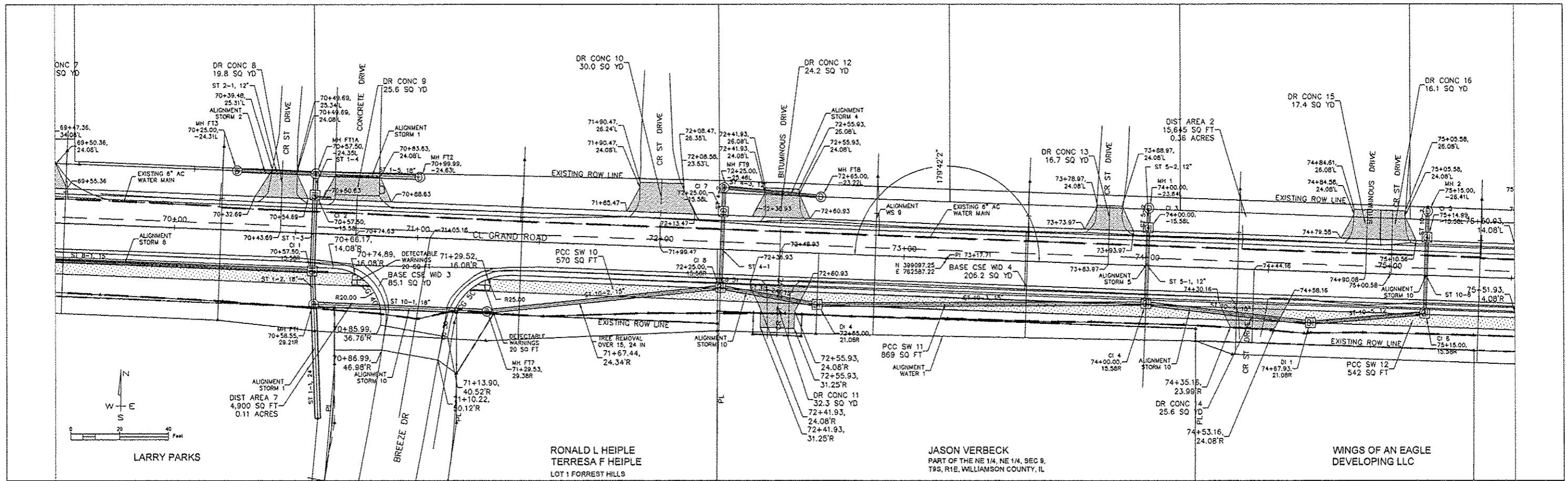
NO.	DESCRIPTION	BY	DATE	NO.	DESCRIPTION	BY	DATE

**PLAN & PROFILE GRAND ROAD**  
 FAS 2907 (WEST GRAND ROAD)  
 SECTION 14-00042-00-PV  
 CITY OF CARTERVILLE

**JOHN H. CRAWFORD & ASSOCIATES, P.C.**  
 CIVIL ENGINEERS, LAND SURVEYORS  
 201 SOUTH DIVISION STREET, CARTERVILLE, ILLINOIS 62918  
 PHONE (618) 985-8370 FAX (618) 985-8892  
 PROFESSIONAL DESIGN FIRM # 184-002885 *Contract No. 99540*

SHEET NO. <b>20</b>	
GR PL 2	
ISSUE	DATE
A	03/16/16

C:\Users\jrcrawford\OneDrive\Documents\2016\160316\160316\_Plan\_Profile\_Grand\_Road.dwg, CR, 13/20/2016 1:33:24 PM, PDF Converter

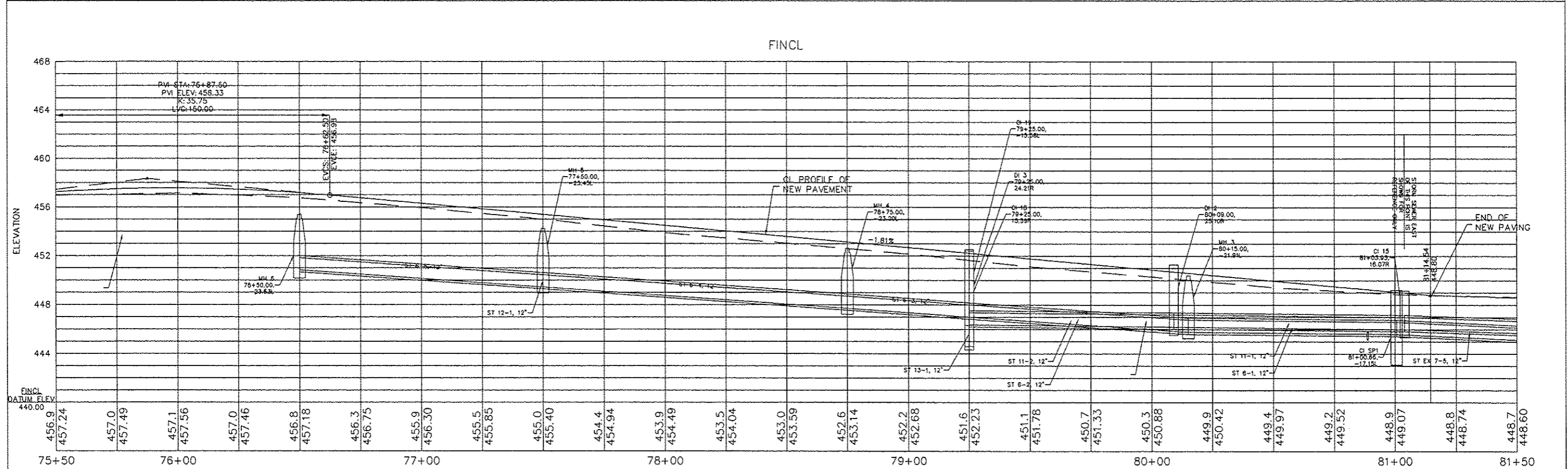
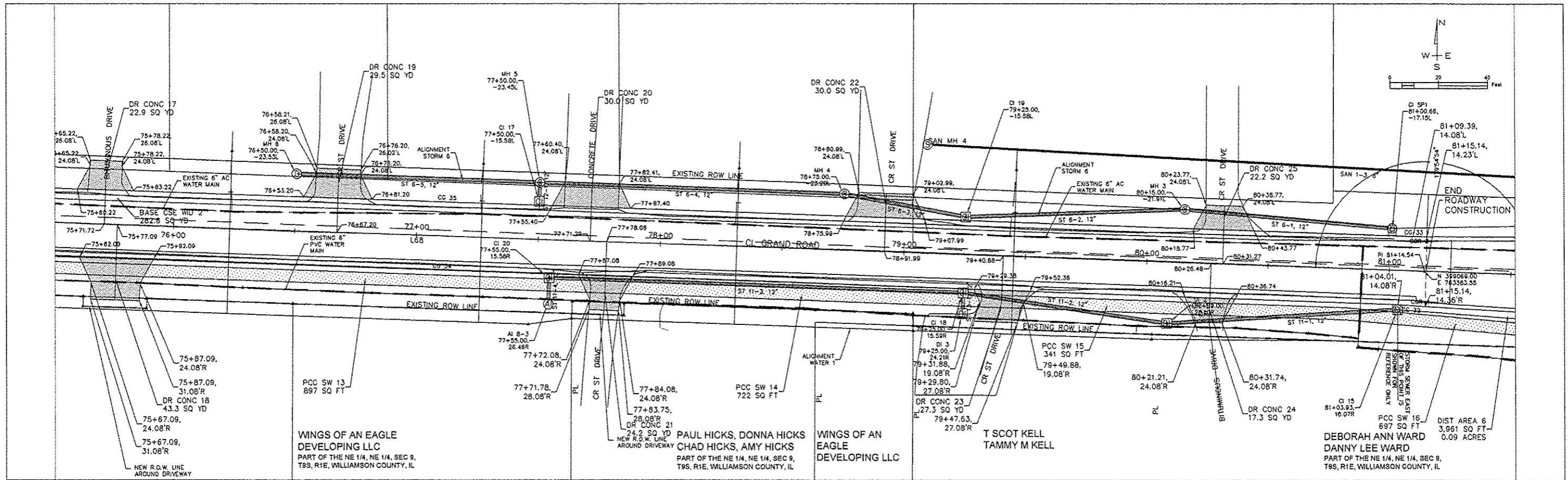


NO.	DESCRIPTION	BY	DATE	NO.	DESCRIPTION	BY	DATE	NO.	DESCRIPTION	BY	DATE

**PLAN & PROFILE GRAND ROAD**  
**FAS 2907 (WEST GRAND ROAD)**  
**SECTION 14-00042-00-PV**  
**CITY OF CARTERVILLE**

**JOHN H. CRAWFORD & ASSOCIATES, P.C.**  
**CIVIL ENGINEERS, LAND SURVEYORS**  
 201 SOUTH DIVISION STREET, CARTERVILLE, ILLINOIS 62916  
 PHONE (618) 985-8370 FAX (618) 985-4892  
 PROFESSIONAL DESIGN FIRM # 184-002885

SHEET NO. **21**  
**GR PL 3**  
 ISSUE DATE  
 A 03/16/16



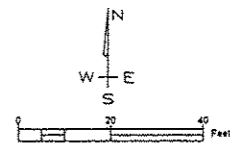
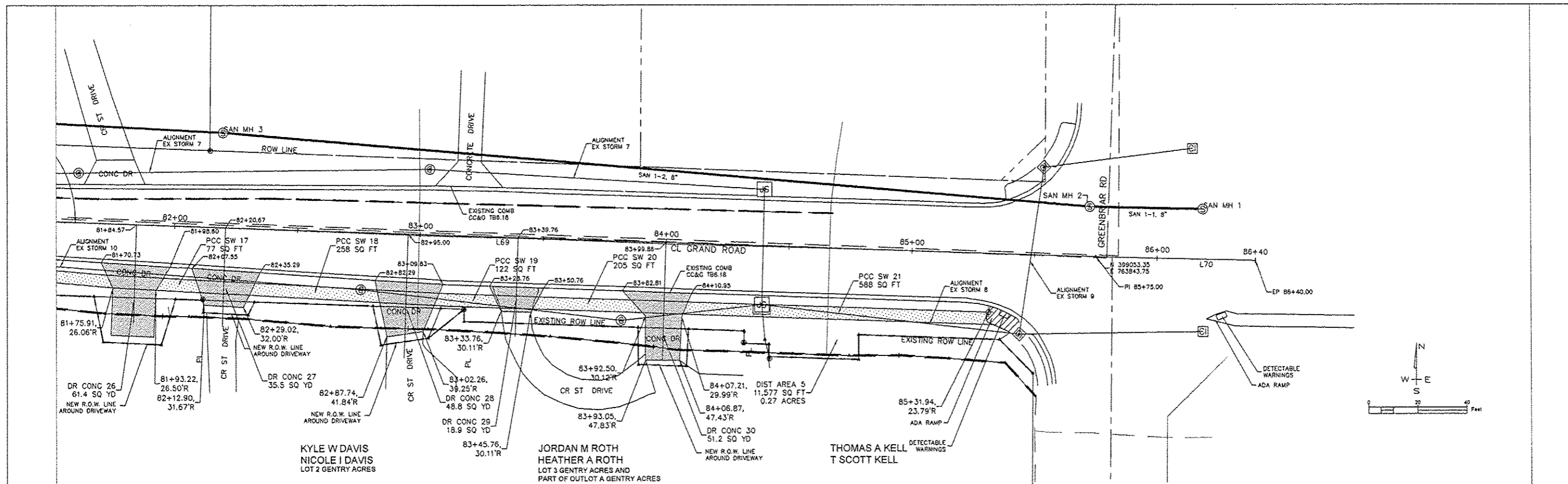
NO.	DESCRIPTION	BY	DATE	NO.	DESCRIPTION	BY	DATE

**PLAN & PROFILE GRAND ROAD**  
**FAS 2907 (WEST GRAND ROAD)**  
**SECTION 14-00042-00-PV**  
**CITY OF CARTERVILLE**

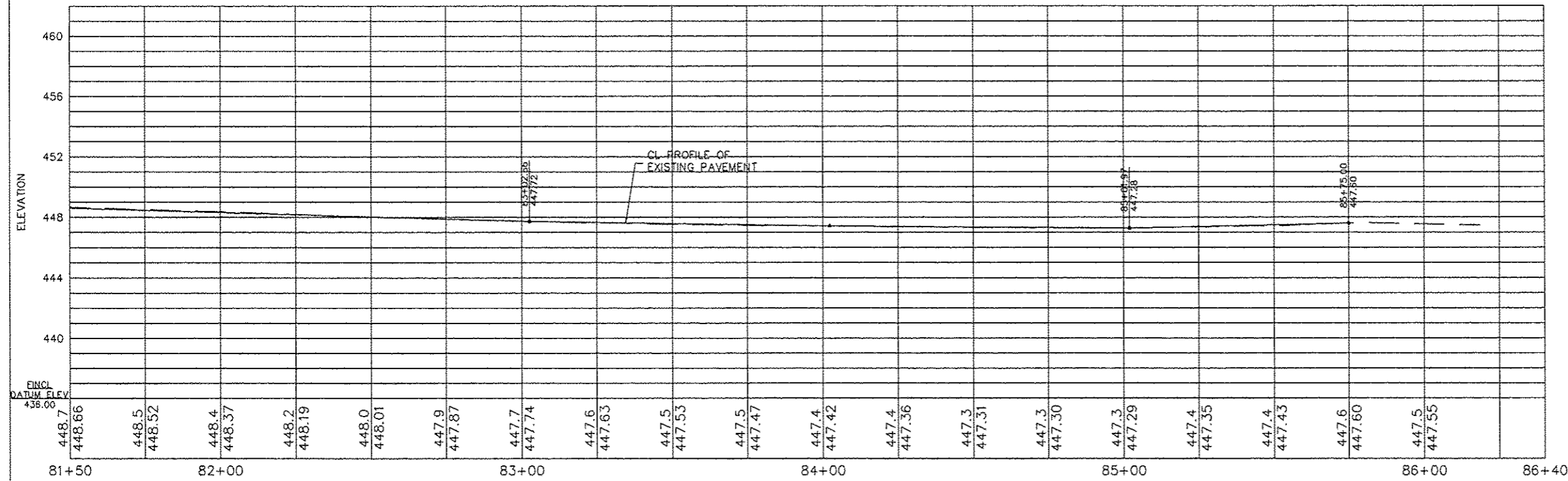

**JOHN H. CRAWFORD & ASSOCIATES, P.C.**  
 CIVIL ENGINEERS, LAND SURVEYORS  
 201 SOUTH DIVISION STREET, CARTERVILLE, ILLINOIS 62918  
 PHONE (618) 985-6370 FAX (618) 985-4992  
 PROFESSIONAL DESIGN FIRM # 184-002885

SHEET NO. <b>22</b>	
GR PL 4	
ISSUE	DATE
A	03/16/16

C:\proj\2016\14-00042-00-PV\14-00042-00-PV.dwg, 03/16/16, 10:15 AM, JHC



FINCL



NO.	DESCRIPTION	BY	DATE	NO.	DESCRIPTION	BY	DATE

PLAN & PROFILE GRAND ROAD  
 FAS 2907 (WEST GRAND ROAD)  
 SECTION 14-00042-00-PV  
 CITY OF CARTERVILLE

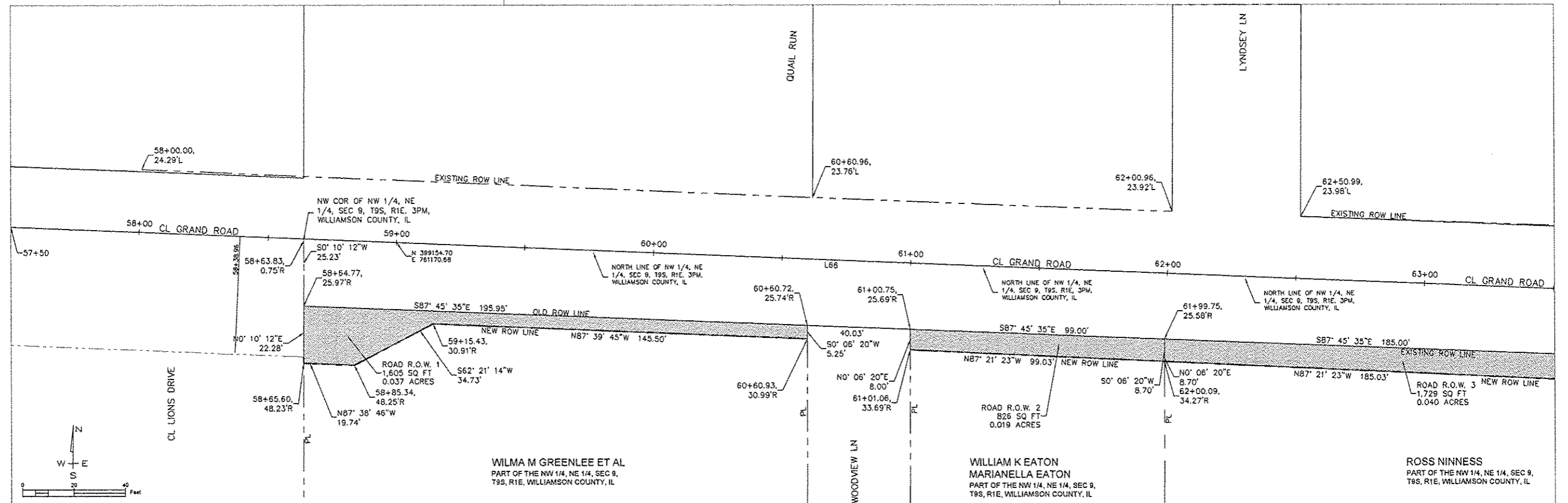
**JOHN H. CRAWFORD & ASSOCIATES, P.C.**  
 CIVIL ENGINEERS, LAND SURVEYORS  
 201 SOUTH DIVISION STREET, CARTERVILLE, ILLINOIS 62919  
 PHONE (618) 985-9370 FAX (618) 985-4892  
 PROFESSIONAL DESIGN FIRM # 184-002685 **Contract No. 99540**

SHEET NO. <b>23</b>	
GR PL 5	
ISSUE	DATE
A	03/16/16

C:\Users\jrcrawford\OneDrive\Documents\Projects\2016\2016-03-16\2016-03-16-001\2016-03-16-001.dwg

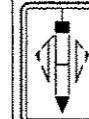
PARCEL AREA TABLE		
NAME	AREA - SQ FT	AREA - ACRE
ROAD R.O.W. 1	1605 SQ FT	0.037 ACRE
ROAD R.O.W. 2	826 SQ FT	0.019 ACRE
ROAD R.O.W. 3	1729 SQ FT	0.040 ACRE
ROAD R.O.W. 4	187 SQ FT	0.004 ACRE

PARCEL AREA TABLE		
NAME	AREA - SQ FT	AREA - ACRE
GRAD EASE 1	345 SQ FT	0.008 ACRE
GRAD EASE 2	178 SQ FT	0.004 ACRE
GRAD EASE 3	106 SQ FT	0.002 ACRE
GRAD EASE 4	108 SQ FT	0.002 ACRE
GRAD EASE 5	520 SQ FT	0.012 ACRE
GRAD EASE 6	101 SQ FT	0.002 ACRE
GRAD EASE 7	381 SQ FT	0.009 ACRE
GRAD EASE 8	301 SQ FT	0.007 ACRE



NO.	DESCRIPTION	BY	DATE	NO.	DESCRIPTION	BY	DATE
					DESIGNED		
					DRAWN	JHC	04/23/14
					CHECKED	JHC	03/18/16

R.O.W. PLAN GRAND ROAD  
 FAS 2907 (WEST GRAND ROAD)  
 SECTION 14-00042-00-PV  
 CITY OF CARTERVILLE



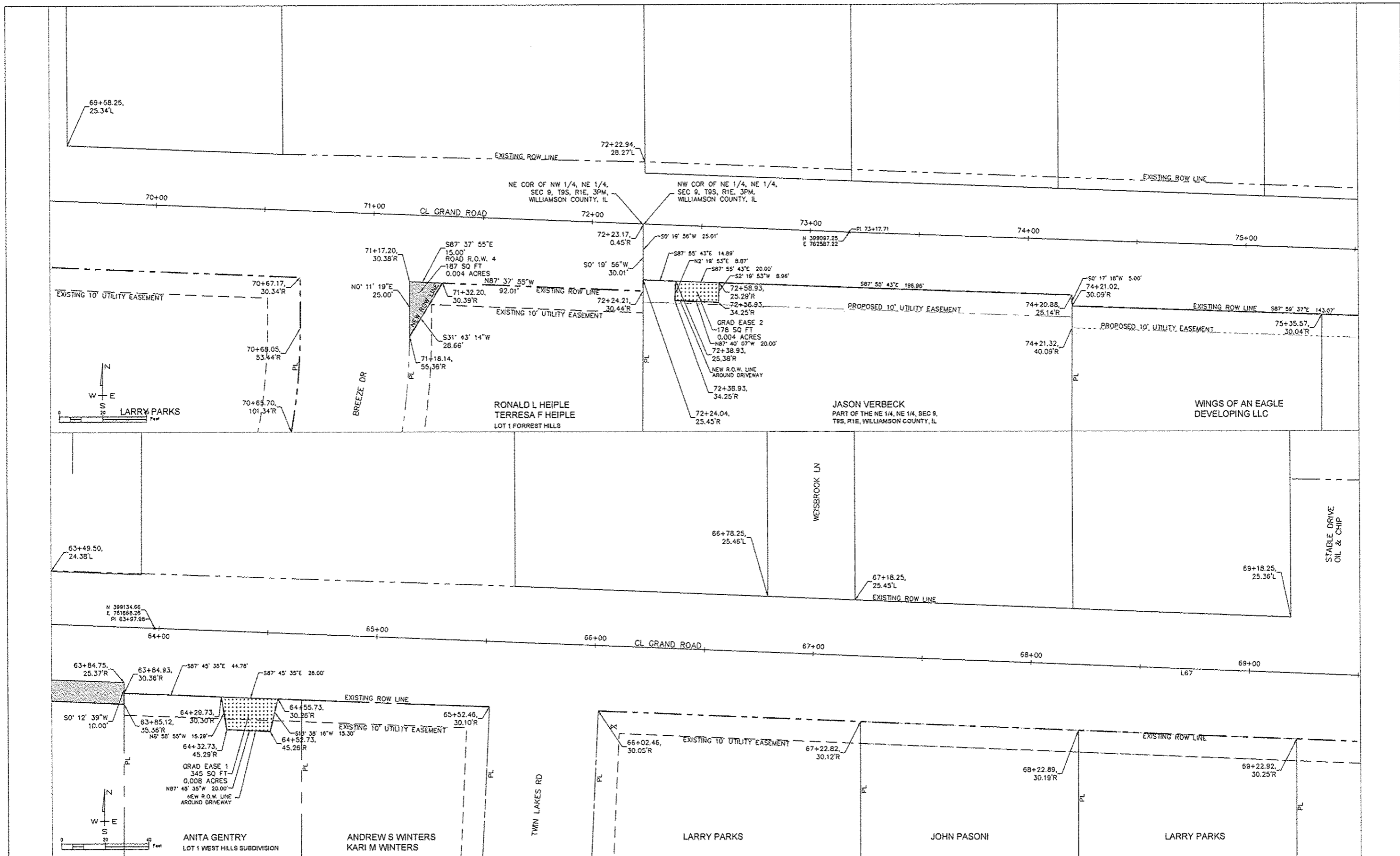
**JOHN H. CRAWFORD & ASSOCIATES, P.C.**  
 CIVIL ENGINEERS, LAND SURVEYORS  
 201 SOUTH DIVISION STREET, CARTERVILLE, ILLINOIS 62918  
 PHONE (618) 985-6370 FAX (618) 985-4892  
 PROFESSIONAL DESIGN FIRM # 184-002885

SHEET NO. <b>24</b>	
GR ROW 1	
ISSUE	DATE
A	03/18/16

contract No. 99540

C:\DWG\3D\Theodore\DWG\14-00042-00-PV\14-00042-00-PV.dwg, 03/18/16, 1:23:31 PM, JHC





NO.	DESCRIPTION	BY	DATE	NO.	DESCRIPTION	BY	DATE
						DESIGNED	
						DRAWN	JHC 04/23/14
						CHECKED	JHC 03/18/18

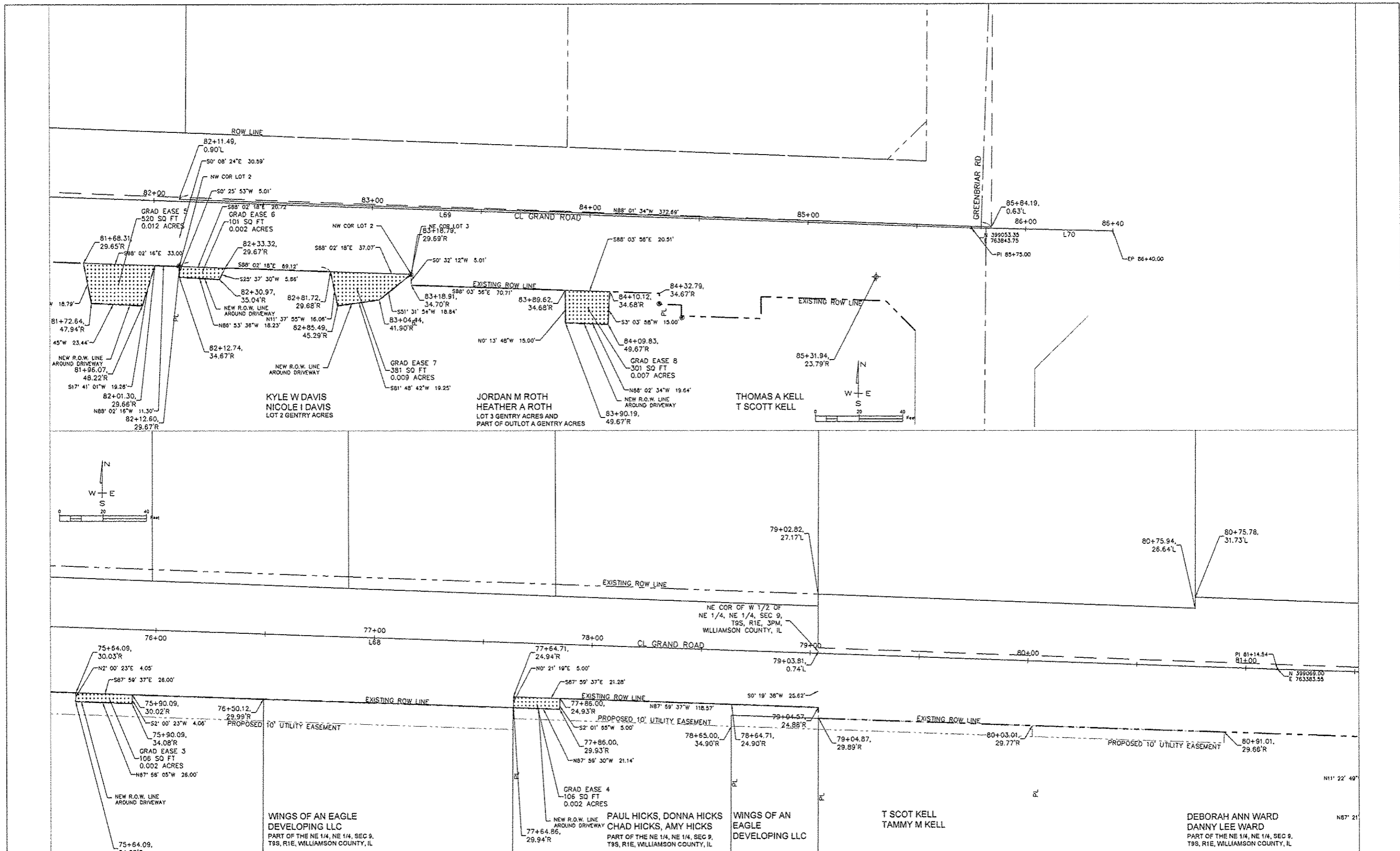
R.O.W. PLAN GRAND ROAD  
 FAS 2907 (WEST GRAND ROAD)  
 SECTION 14-00042-00-PV  
 CITY OF CARTERVILLE



**JOHN H. CRAWFORD & ASSOCIATES, P.C.**  
 CIVIL ENGINEERS, LAND SURVEYORS  
 201 SOUTH DIVISION STREET, CARTERVILLE, ILLINOIS 62918  
 PHONE (618) 685-4370 FAX (618) 985-4892  
 PROFESSIONAL DESIGN FIRM # 184-002885 **Contract No. 99540**

SHEET NO. <b>25</b>	
GR ROW 2	
ISSUE	DATE
A	03/18/18

C:\04 20 18\00042-00-PV\180318\180318.dwg, 03/18/18, 10:22 AM, JHC



NO.	DESCRIPTION	BY	DATE	NO.	DESCRIPTION	BY	DATE
					DESIGNED		
					DRAWN	JHC	04/23/14
					CHECKED	JHC	03/19/16

R.O.W. PLAN GRAND ROAD  
 FAS 2907 (WEST GRAND ROAD)  
 SECTION 14-00042-00-PV  
 CITY OF CARTERVILLE

**JOHN H. CRAWFORD & ASSOCIATES, P.C.**  
 CIVIL ENGINEERS, LAND SURVEYORS  
 201 SOUTH DIVISION STREET, CARTERVILLE, ILLINOIS 62918  
 PHONE (618) 985-4370 FAX (618) 985-4892  
 PROFESSIONAL DESIGN FIRM # 184-002885 **contract No. 99540**

SHEET NO. <b>26</b>	
GR ROW 3	
ISSUE	DATE
A	03/18/16

C:\Users\jhcrawford\OneDrive\Documents\14-00042-00-PV\14-00042-00-PV.dwg










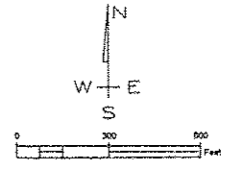
C:\Civil 3D Projects\West Grand GB to Lion Dr to x 041714.dwg\TRAFFIC CONTROL 031516.dwg, GR TR 1, 3/17/2016 2:00:20 PM, PDF Complete



NOTES

1. THIS TRAFFIC CONTROL PLAN SHALL BE USED DURING CONSTRUCTION WORK WHEN THE ROAD MUST BE CLOSED.
2. WHEN POSSIBLE ROAD SHALL BE OPEN NIGHTS AND WEEKENDS.

3.  R11-4  M4-8  
 M6-1



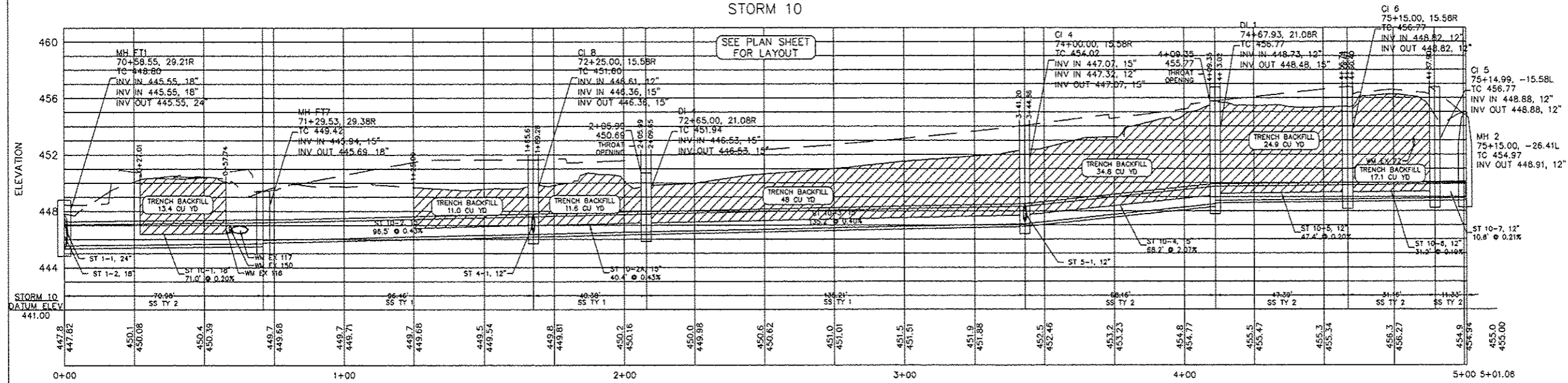
NO.	DESCRIPTION	BY	DATE	NO.	BY	DATE	DESIGNED	BY	DATE
							DRAWN	JHC	03/15/16
							CHECKED	JHC	03/16/16

DETOUR PLAN  
 FAS 2907 (WEST GRAND ROAD)  
 SECTION 14-00042-00-PV  
 CITY OF CARTERVILLE

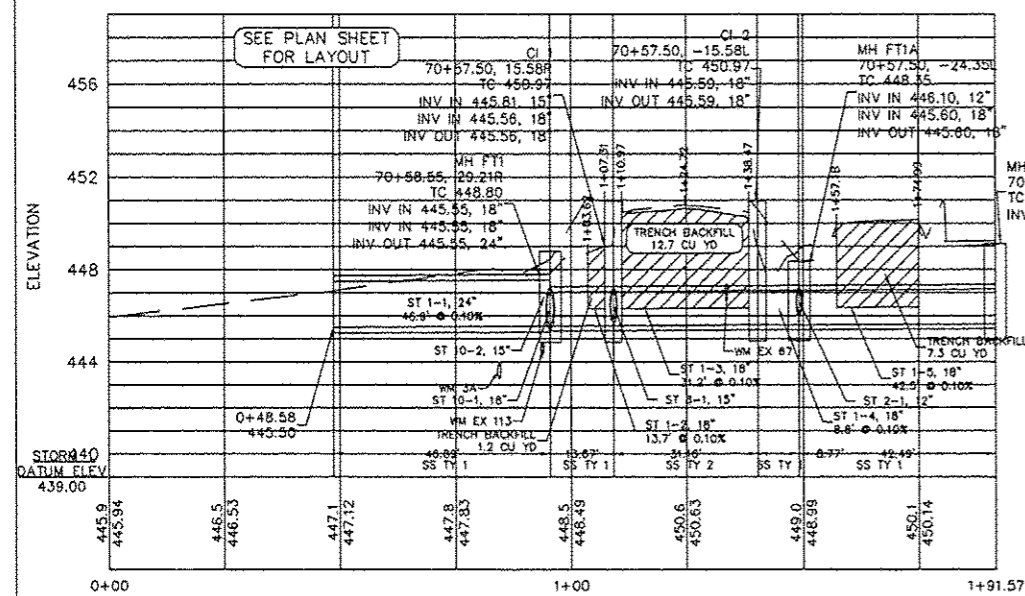
 **JOHN H. CRAWFORD & ASSOCIATES, P.C.**  
 CIVIL ENGINEERS, LAND SURVEYORS  
 201 SOUTH DIVISION STREET, CARTERVILLE, ILLINOIS 62918  
 PHONE (618) 985-0370 FAX (618) 985-4892  
 PROFESSIONAL DESIGN FIRM # 184-002685 **Contract No. 99540**

SHEET NO. <b>30</b>	
GR TR 1	
ISSUE	DATE
A	03/16/16

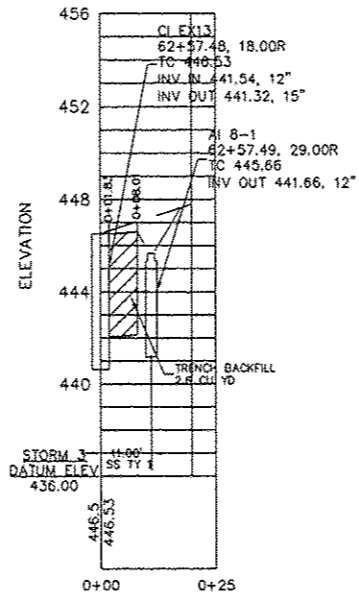
STORM 10



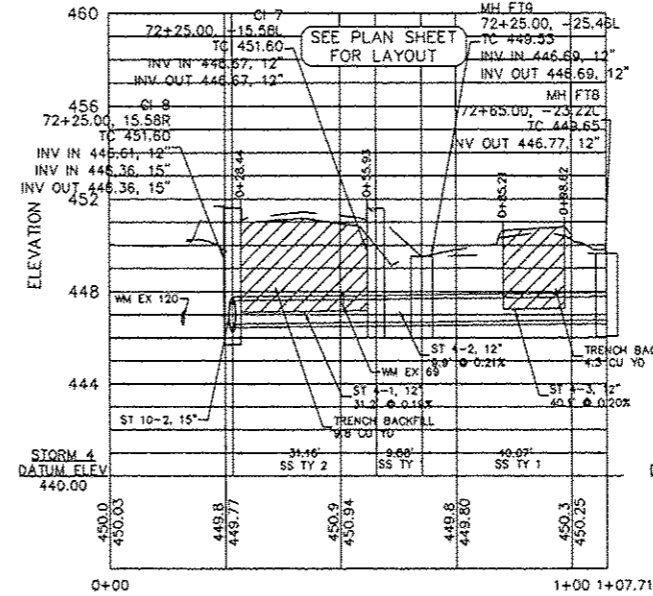
STORM 1



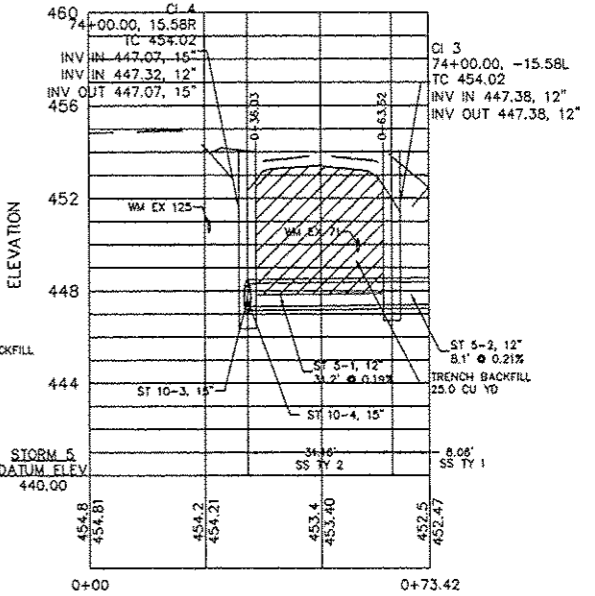
STORM 3



STORM 4

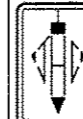


STORM 5



NO.	DESCRIPTION	BY	DATE	NO.	DESCRIPTION	BY	DATE	NO.	DESCRIPTION	BY	DATE
									DESIGNED		
						JHC	04/23/14		DRAWN	JHC	04/23/14
						JHC	03/16/16		CHECKED	JHC	03/16/16

STORM SEWER PROFILES  
 FAS 2907 (WEST GRAND ROAD)  
 SECTION 14-00042-00-PV  
 CITY OF CARTERVILLE



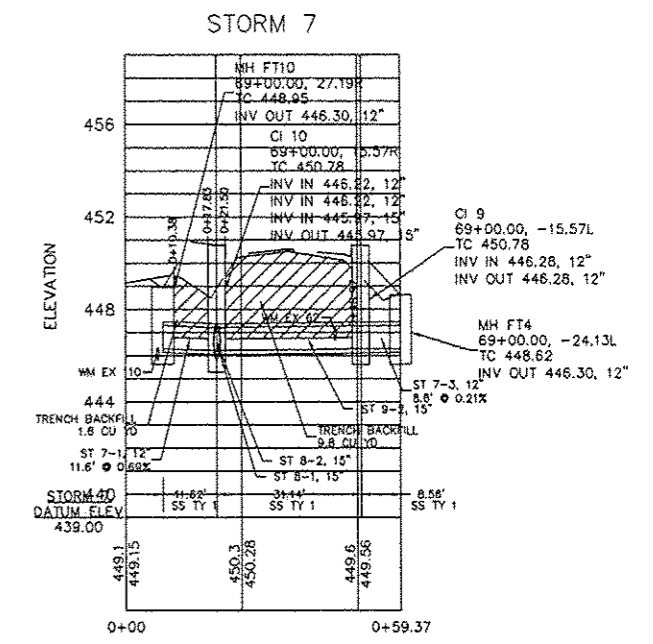
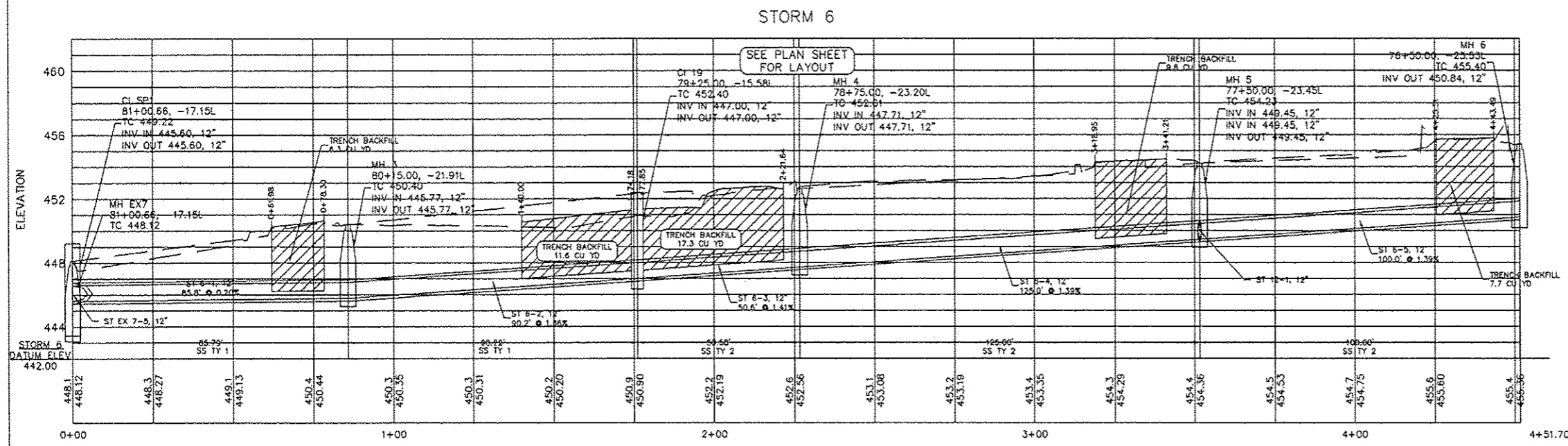
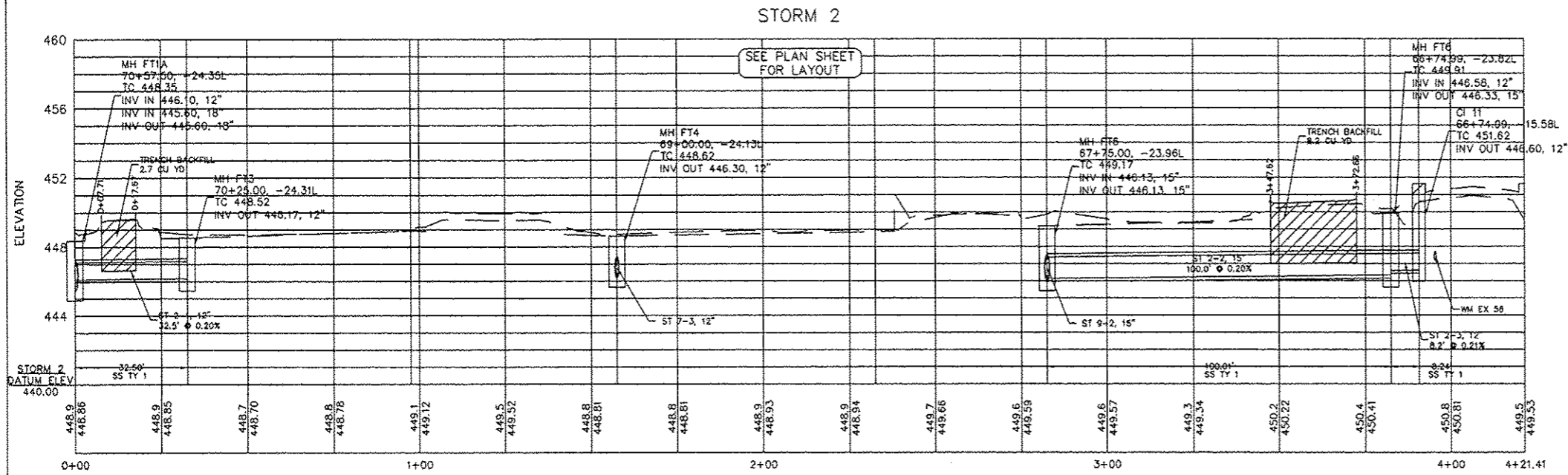
**JOHN H. CRAWFORD & ASSOCIATES, P.C.**  
 CIVIL ENGINEERS, LAND SURVEYORS  
 201 SOUTH DIVISION STREET, CARTERVILLE, ILLINOIS 62918  
 PHONE (618) 985-6370 FAX (618) 985-4892  
 PROFESSIONAL DESIGN FIRM # 184-002895

SHEET NO. 31	
GR PR ST 1	
ISSUE	DATE
A	03/16/16

Contract No. 99540

C:\Civil 3D\Projects\West Grand GB to Lion Dr to x 041714\dwg\HS to GB 022616 A\_recover.dwg GR PR ST 1\_3/17/2016 4:26:41 PM PDF Complete

C:\Civil 3D Projects\West Grand GB to Lion Dr to x 04171\1d\wg\MS to GB 022616\_A\_recover.dwg, GR PR ST 2, 3/17/2016 4:28:31 PM, PDF Complete



NO.	DESCRIPTION	BY	DATE	NO.	DESCRIPTION	BY	DATE
					DESIGNED		
					DRAWN	JHC	04/23/14
					CHECKED	JHC	03/16/16

**STORM SEWER PROFILES**  
 FAS 2907 (WEST GRAND ROAD)  
 SECTION 14-00042-00-PV  
 CITY OF CARTERVILLE

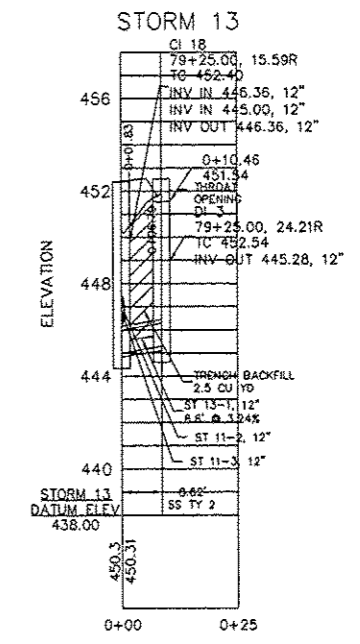
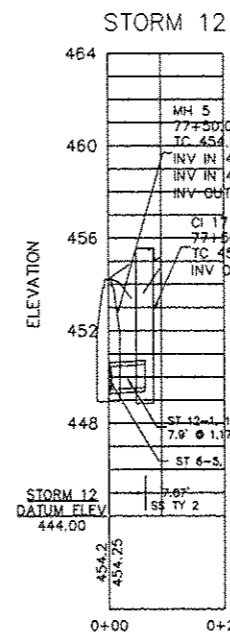
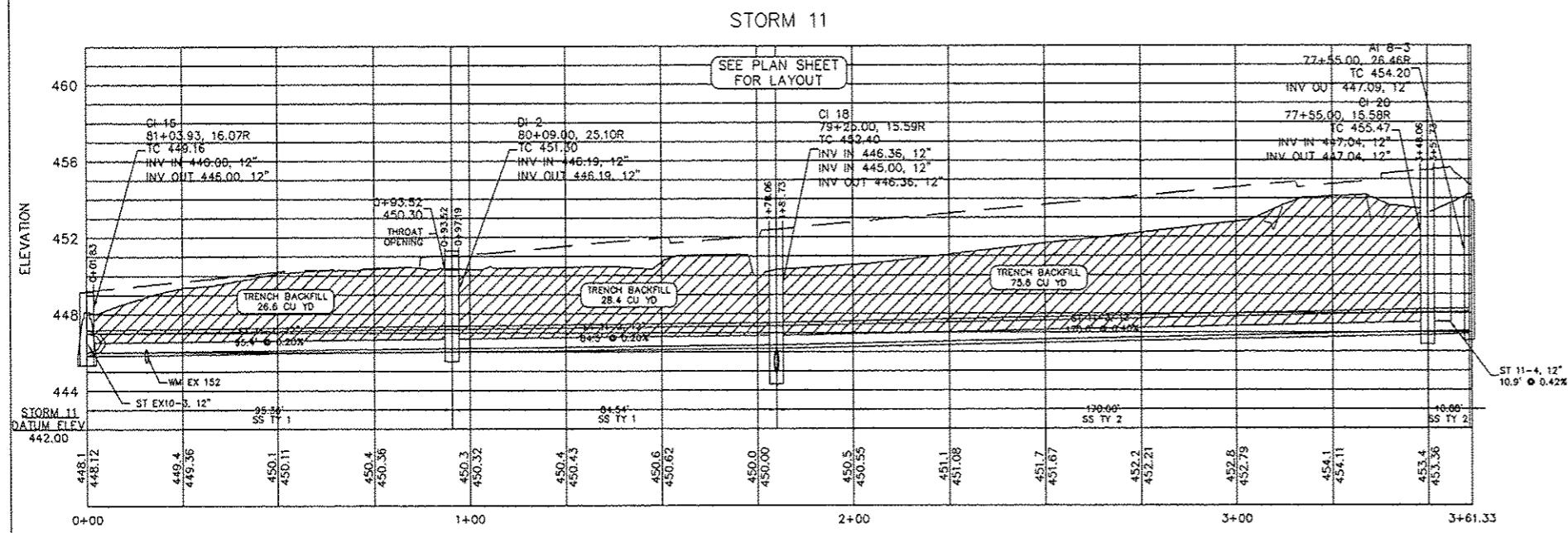
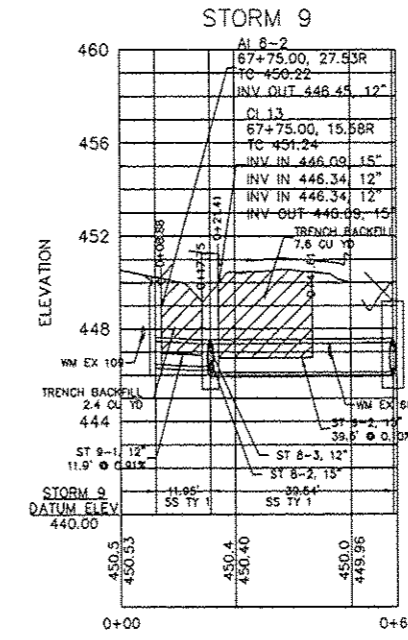
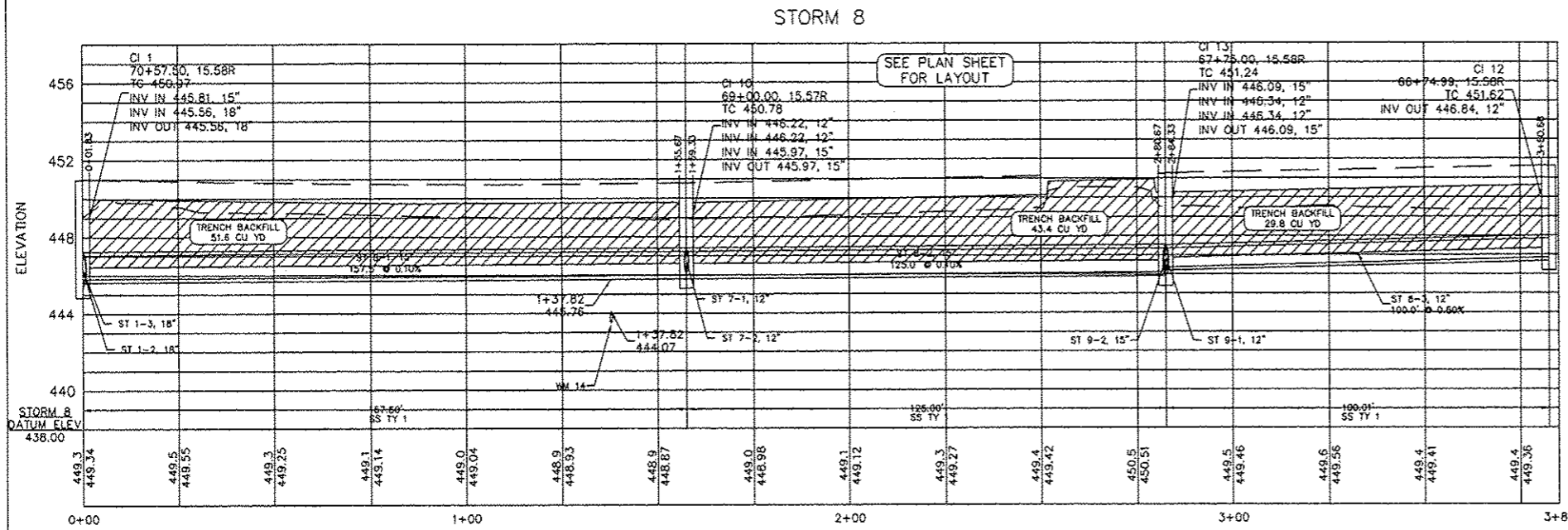


**JOHN H. CRAWFORD & ASSOCIATES, P.C.**  
 CIVIL ENGINEERS, LAND SURVEYORS  
 201 SOUTH DIVISION STREET, CARTERVILLE, ILLINOIS 62919  
 PHONE (618) 985-0370 FAX (618) 985-4092  
 PROFESSIONAL DESIGN FIRM # 184-002885

**contract No. 99540**

SHEET NO. <b>32</b>	
GR PR ST 2	
ISSUE	DATE
A	03/16/16





NO.	DESCRIPTION	BY	DATE	NO.	DESCRIPTION	BY	DATE

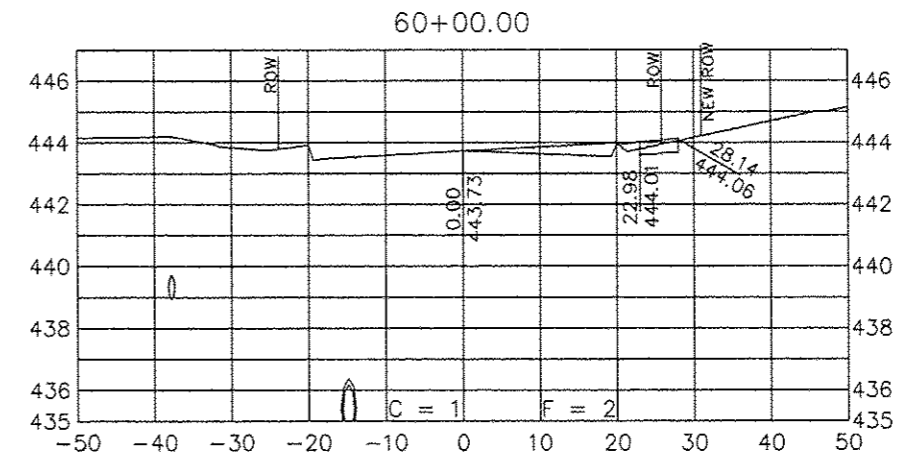
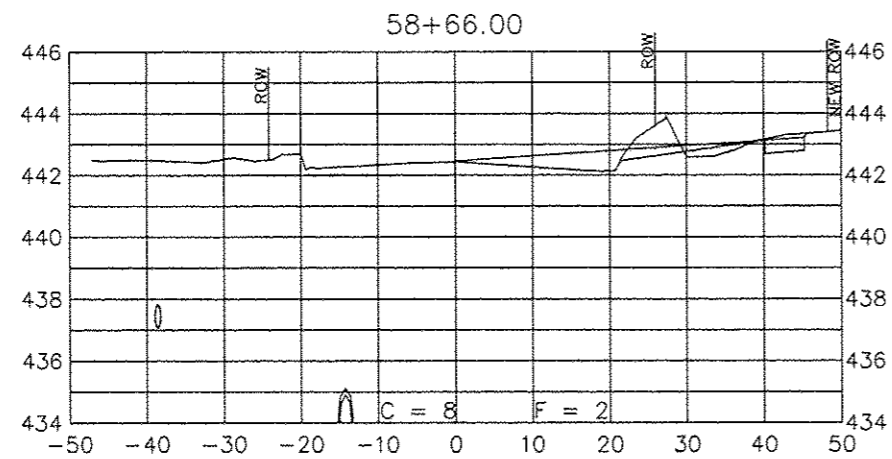
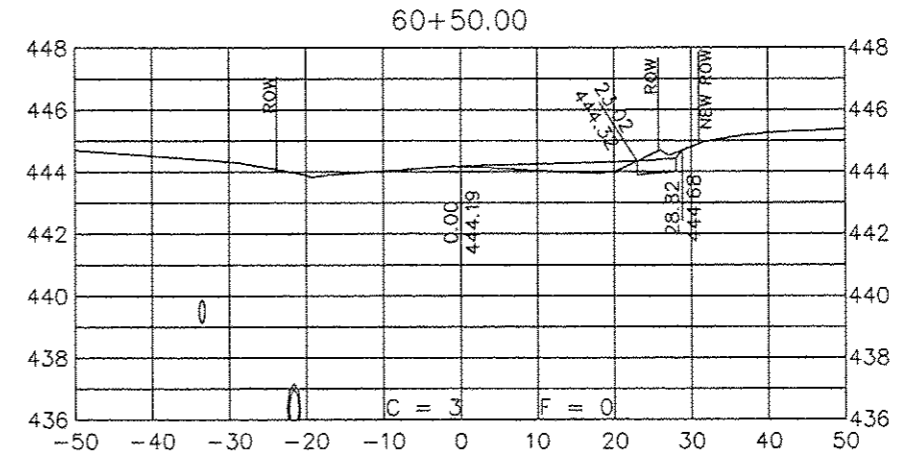
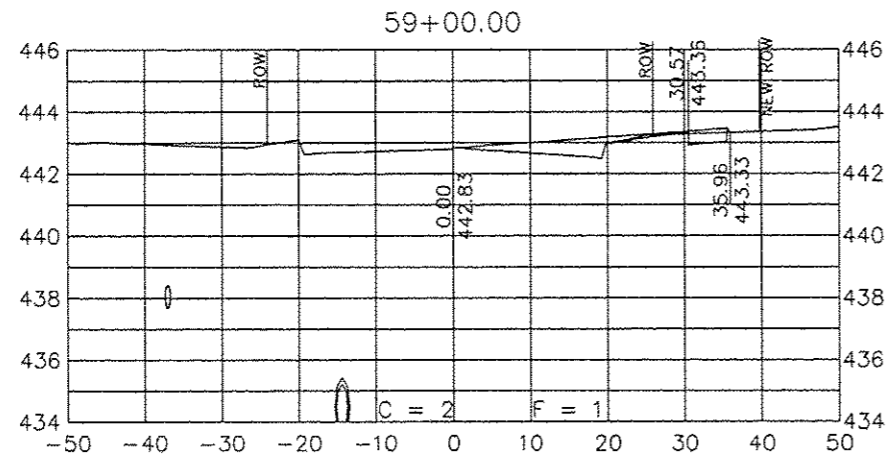
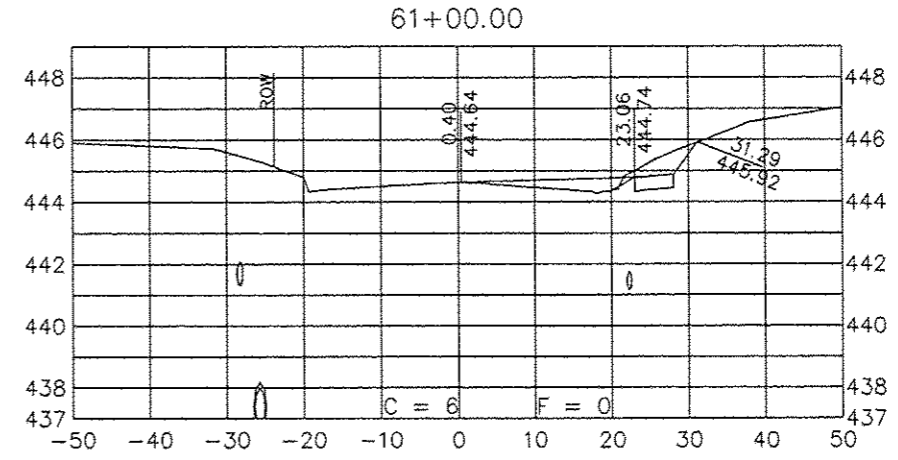
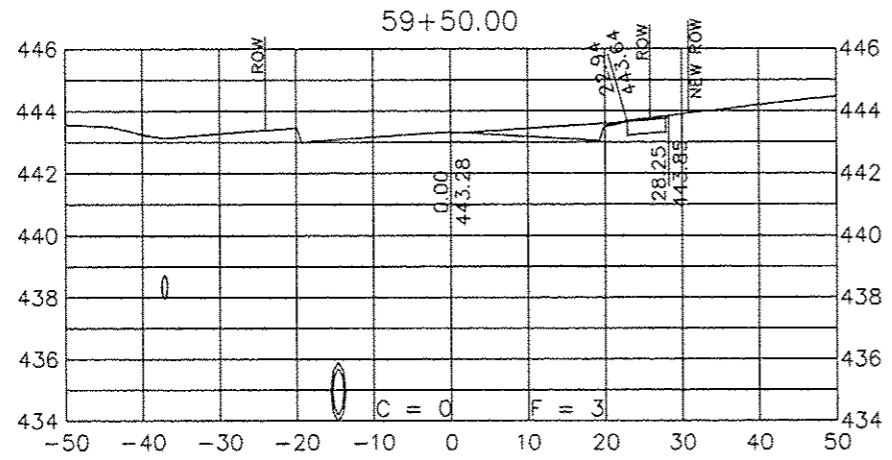
**STORM SEWER PROFILES**  
**FAS 2907 (WEST GRAND ROAD)**  
**SECTION 14-00042-00-PV**  
**CITY OF CARTERVILLE**

**JOHN H. CRAWFORD & ASSOCIATES, P.C.**  
 CIVIL ENGINEERS, LAND SURVEYORS  
 201 SOUTH DIVISION STREET, CARTERVILLE, ILLINOIS 62918  
 PHONE (618) 985-0370 FAX (618) 985-4892  
 PROFESSIONAL DESIGN FIRM # 184-002665

**Contract No. 99540**

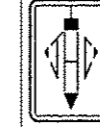
SHEET NO. <b>33</b>	
<b>GR PR ST 3</b>	
ISSUE	DATE
A	03/16/18

C:\Civil 3D Projects\West Grand GB to Lion Dr to x 041714\dwg\HS to GB 022616 A\_recover.dwg, GR PR ST 3, 3/17/2016 4:29:38 PM, PDF Complete



NO.	DESCRIPTION	BY	DATE	NO.	DESCRIPTION	BY	DATE
					DESIGNED		
					DRAWN	JHC	04/23/14
					CHECKED	JHC	03/16/18

CROSS SECTIONS GRAND ROAD  
 FAS 2907 (WEST GRAND ROAD)  
 SECTION 14-00042-00-PV  
 CITY OF CARTERVILLE

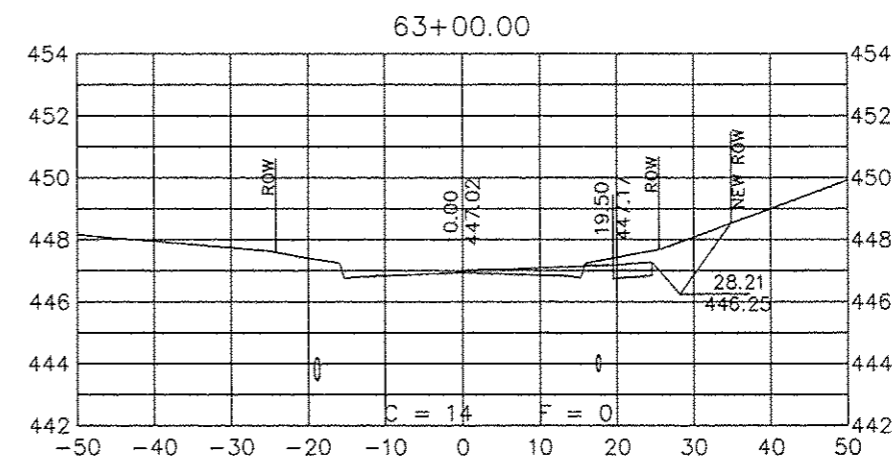
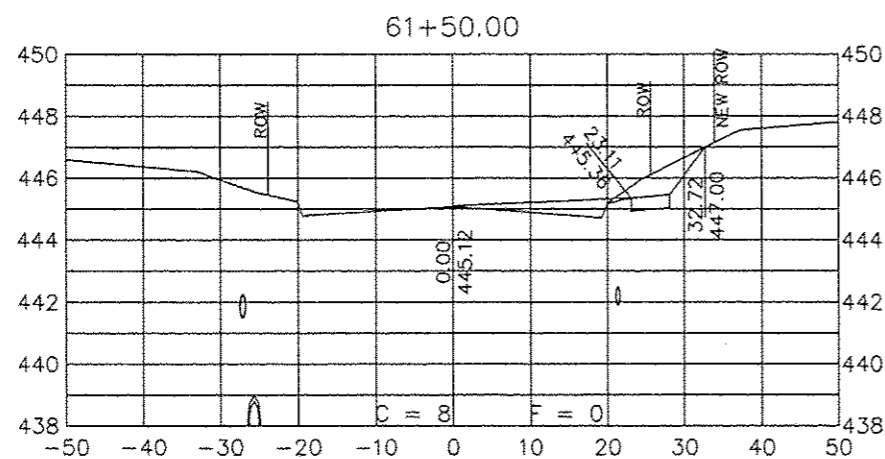
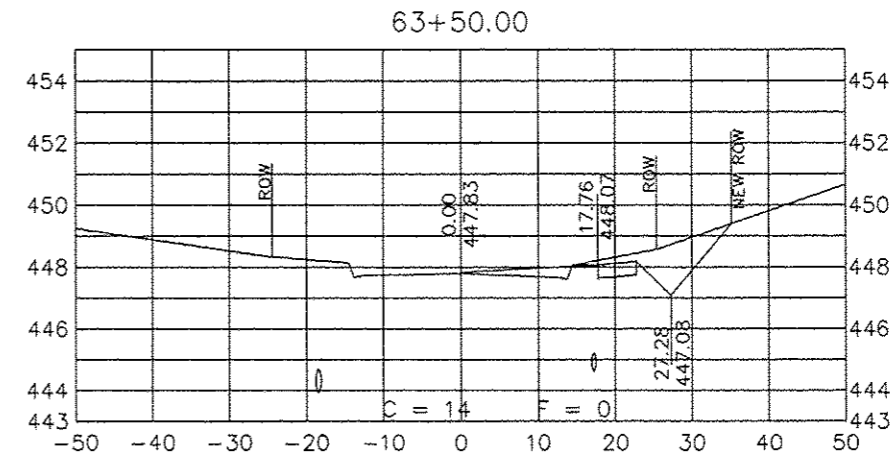
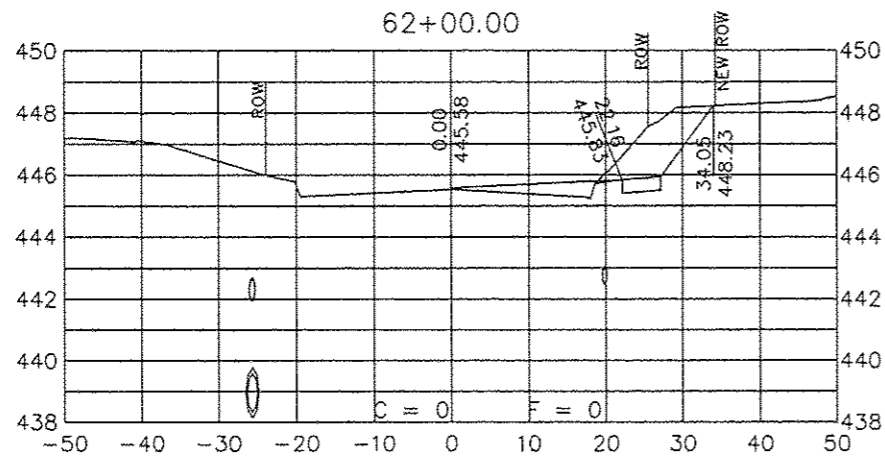
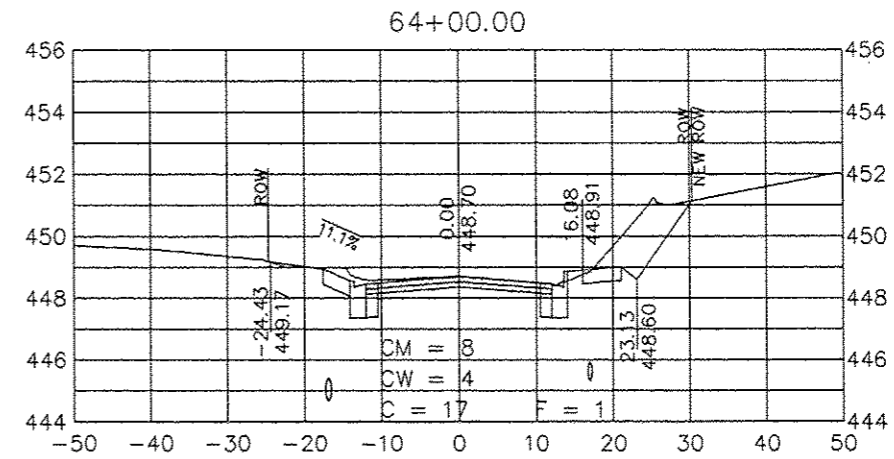
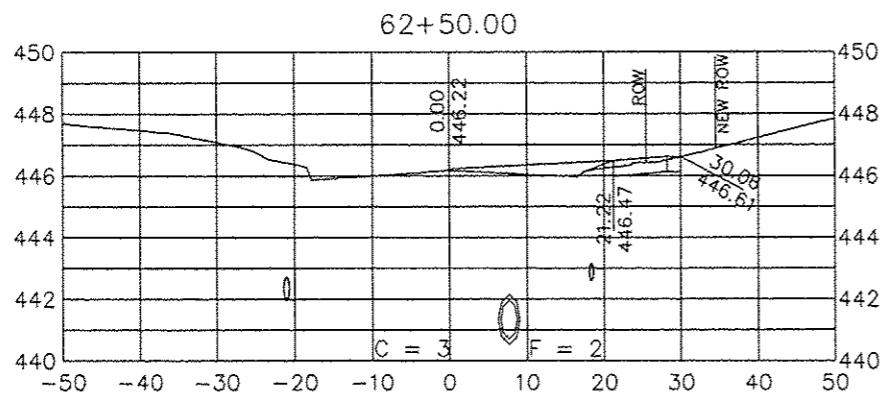


**JOHN H. CRAWFORD & ASSOCIATES, P.C.**  
 CIVIL ENGINEERS, LAND SURVEYORS  
 201 SOUTH DIVISION STREET, CARTERVILLE, ILLINOIS 62918  
 PHONE (618) 955-6370 FAX (618) 955-4892  
 PROFESSIONAL DESIGN FIRM # 184-022885

SHEET NO. <b>34</b>	
GR XSEC 1	
ISSUE	DATE
A	03/16/18

**contract No. 99540**

C:\Civil 3D Projects\West Grand GB to Lion Dr to x 041714\dwg\HS to GB 022616 A\_recover.dwg, GR XSEC 2, 3/17/2016 4:12:30 PM, PDF Complete



CM IS CUT IN SQ FT  
GENERATED BY  
MILLING OPERATION.

CW IS CUT IN SQ FT  
GENERATED BY  
WIDENING  
OPERATION.

HMA IS HMA FILL IN  
SQ FT NECESSARY  
TO RAISE GRADE TO  
BASE OF HMA  
BINDER COURSE.

NO.	DESCRIPTION	BY	DATE	NO.	DESCRIPTION	BY	DATE
					DESIGNED		
					DRAWN	JHC	04/23/14
					CHECKED	JHC	03/10/18

CROSS SECTIONS GRAND ROAD  
FAS 2907 (WEST GRAND ROAD)  
SECTION 14-00042-00-PV  
CITY OF CARTERVILLE

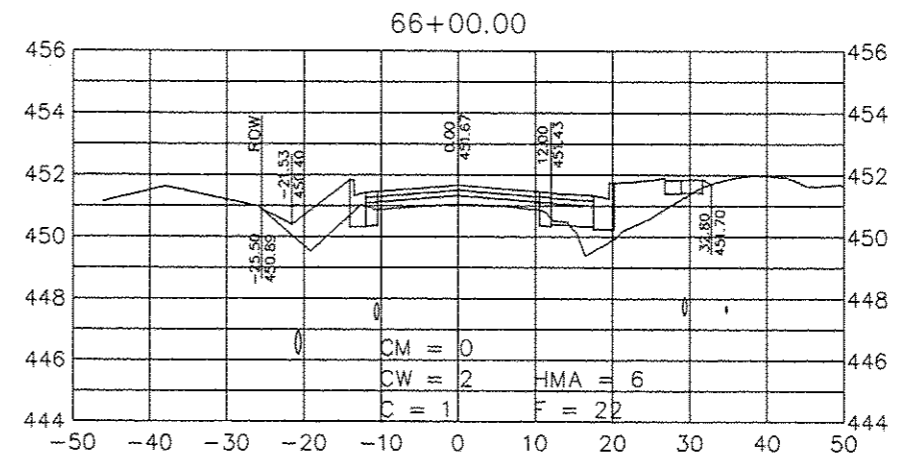
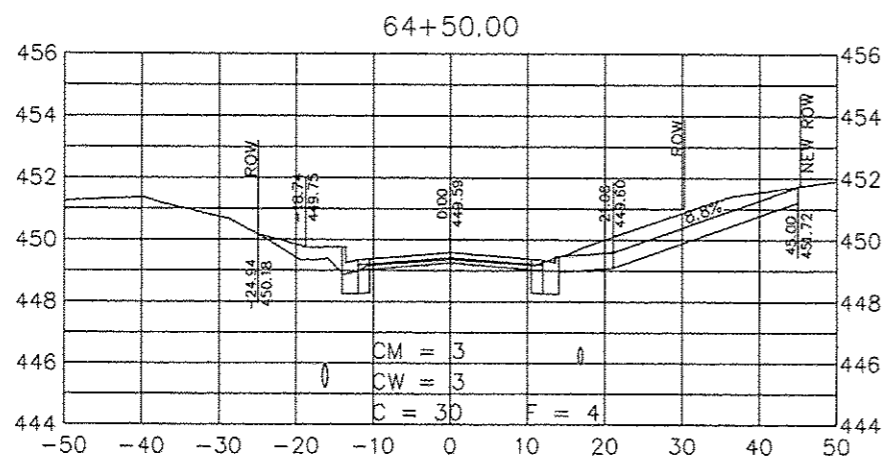
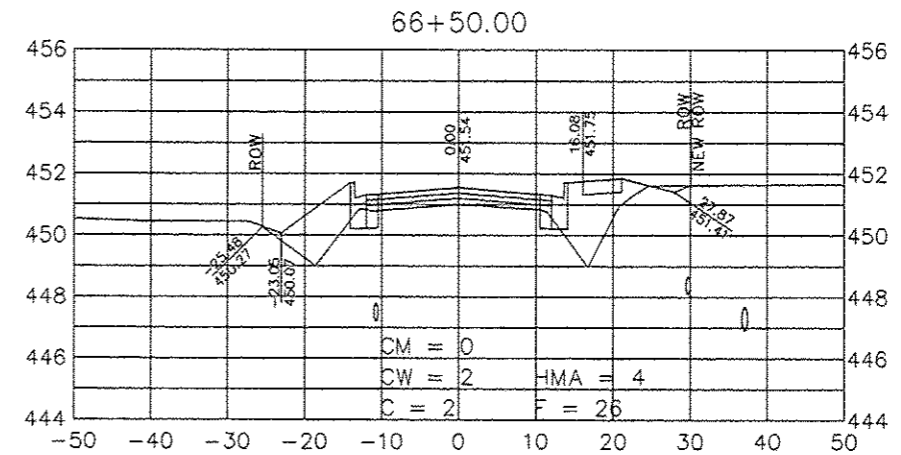
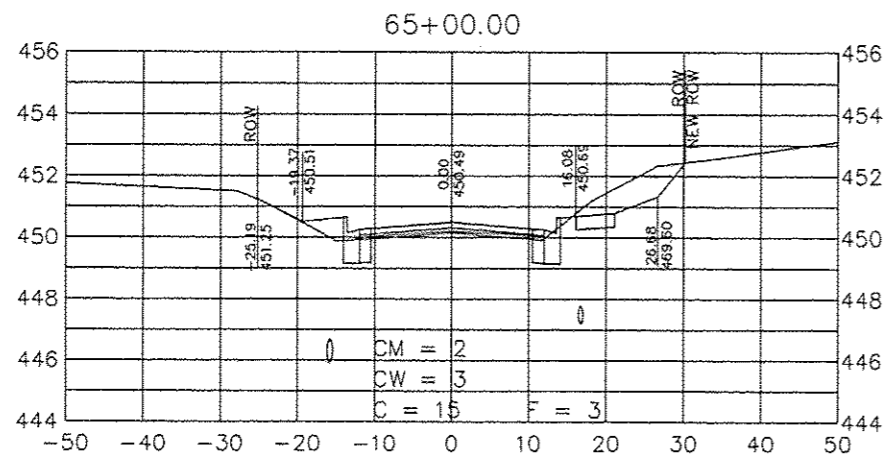
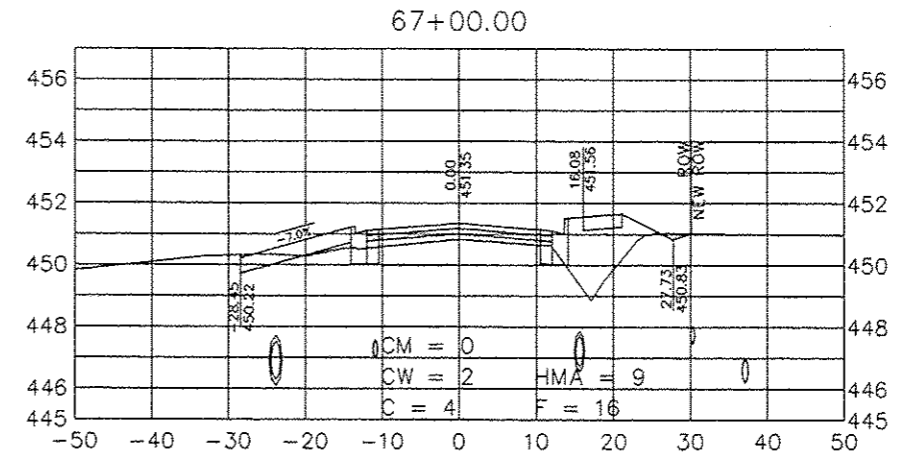
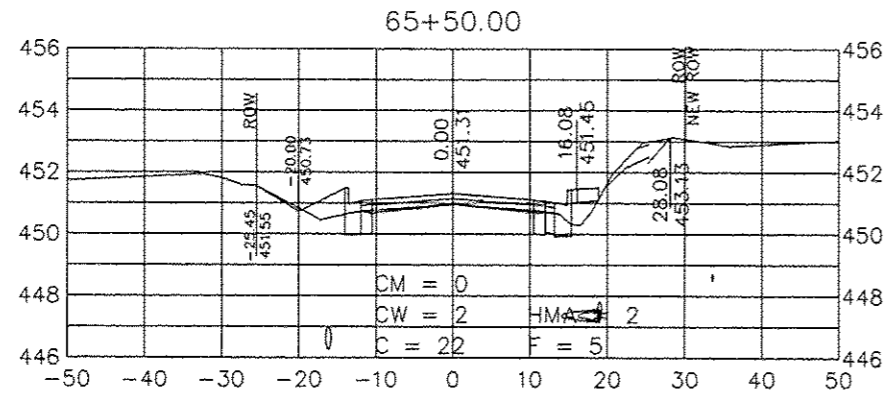


**JOHN H. CRAWFORD & ASSOCIATES, P.C.**  
CIVIL ENGINEERS, LAND SURVEYORS  
201 SOUTH DIVISION STREET, CARTERVILLE, ILLINOIS 62918  
PHONE (618) 985-6370 FAX (618) 985-4892  
PROFESSIONAL DESIGN FIRM # 184-002865

**contract No 99540**

SHEET NO. <b>35</b>	
GR XSEC 2	
ISSUE	DATE
A	03/16/18

67+50 - SEE SHEET XSEC 10



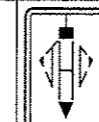
CM IS CUT IN SQ FT  
GENERATED BY  
MILLING OPERATION.

CW IS CUT IN SQ FT  
GENERATED BY  
WIDENING  
OPERATION.

HMA IS HMA FILL IN  
SQ FT NECESSARY  
TO RAISE GRADE TO  
BASE OF HMA  
BINDER COURSE.

NO.	DESCRIPTION	BY	DATE	NO.	DESCRIPTION	BY	DATE

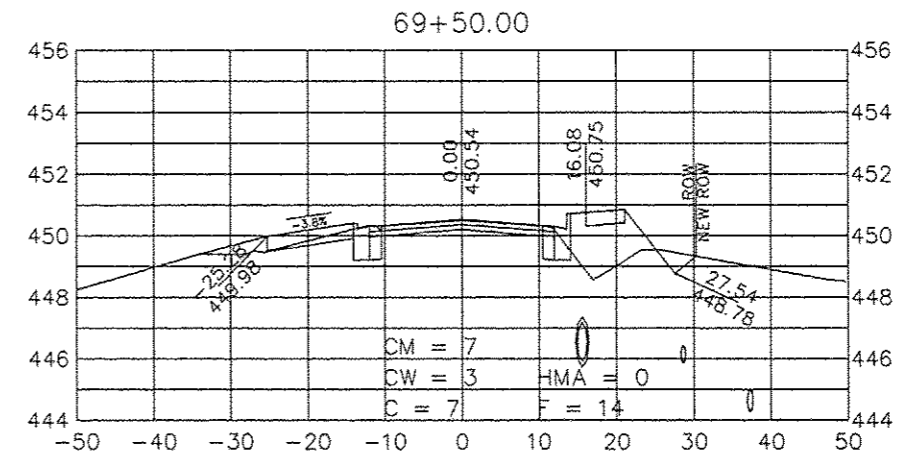
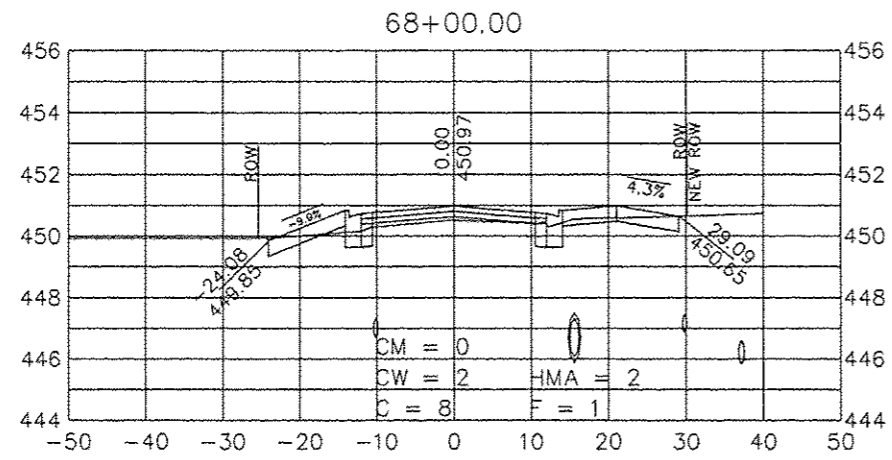
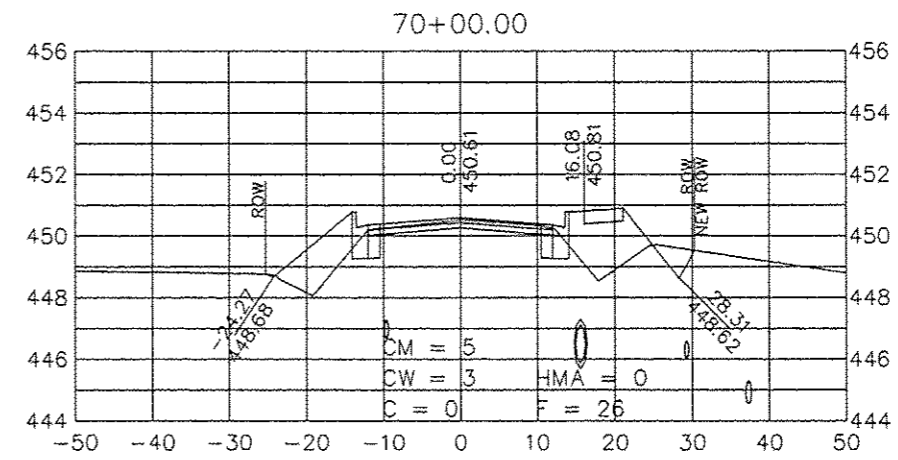
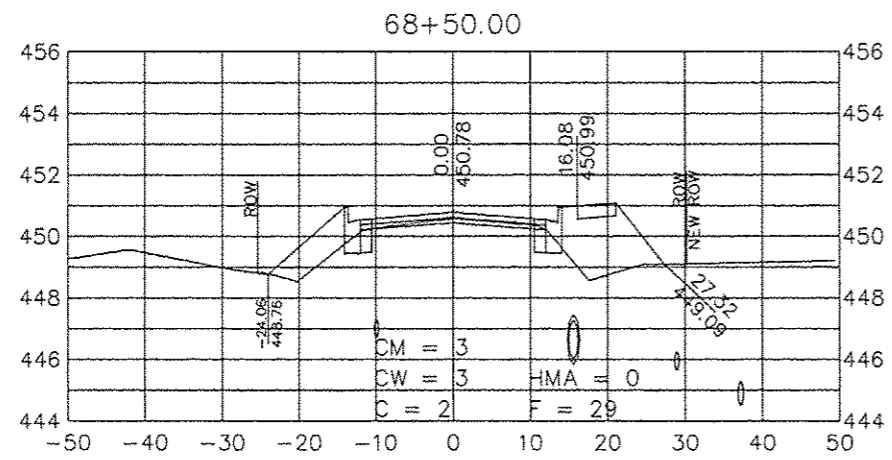
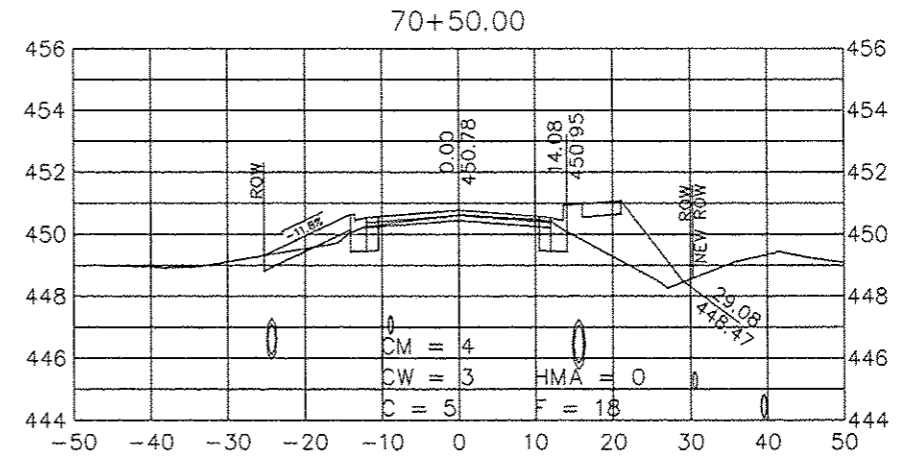
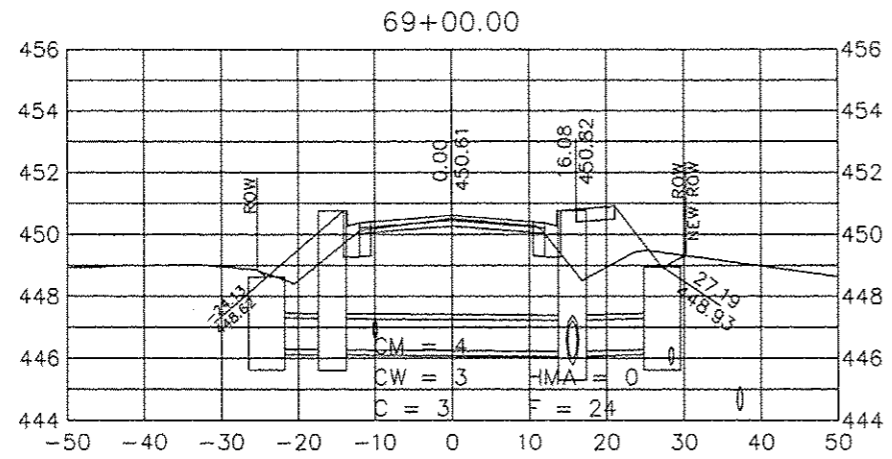
CROSS SECTIONS GRAND ROAD  
FAS 2907 (WEST GRAND ROAD)  
SECTION 14-00042-00-PV  
CITY OF CARTERVILLE



**JOHN H. CRAWFORD & ASSOCIATES, P.C.**  
CIVIL ENGINEERS, LAND SURVEYORS  
201 SOUTH DIVISION STREET, CARTERVILLE, ILLINOIS 62918  
PHONE (618) 895-0370 FAX (618) 985-4992  
PROFESSIONAL DESIGN FIRM # 184-002865

contract No. 99540

SHEET NO. 36	
GR XSEC 3	
ISSUE	DATE
A	03/16/18



67+50 - SEE SHEET XSEC 10

CM IS CUT IN SQ FT  
GENERATED BY  
MILLING OPERATION.

CW IS CUT IN SQ FT  
GENERATED BY  
WIDENING  
OPERATION.

HMA IS HMA FILL IN  
SQ FT NECESSARY  
TO RAISE GRADE TO  
BASE OF HMA  
BINDER COURSE.

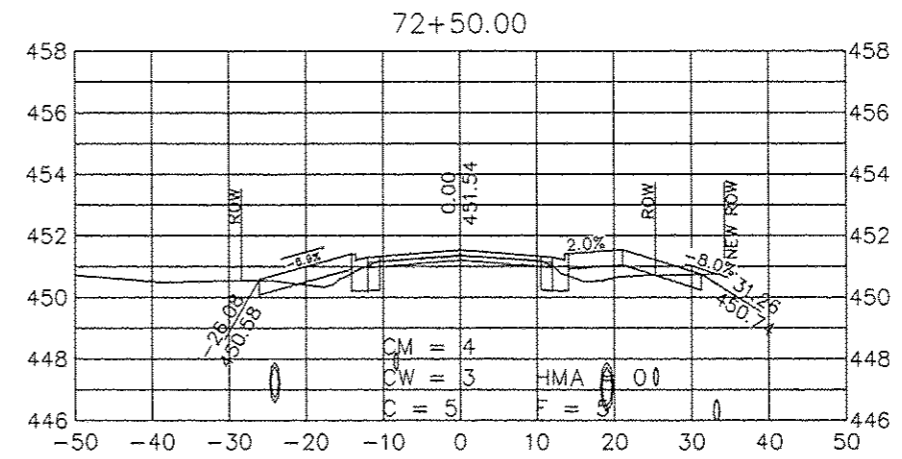
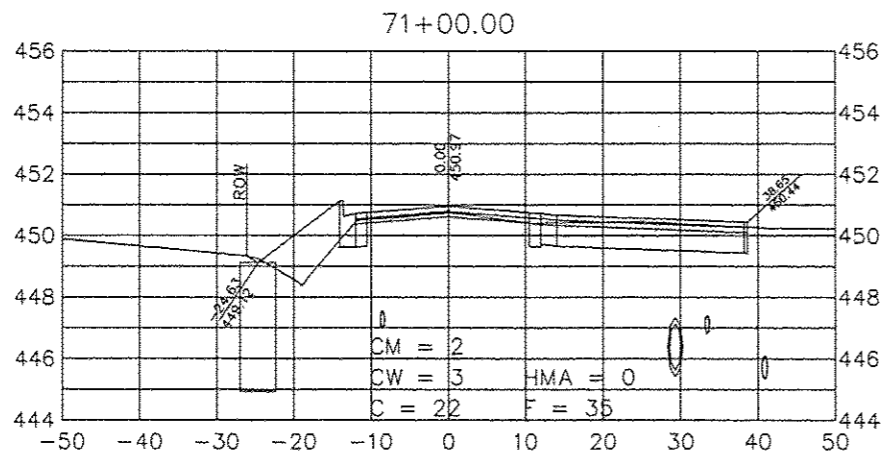
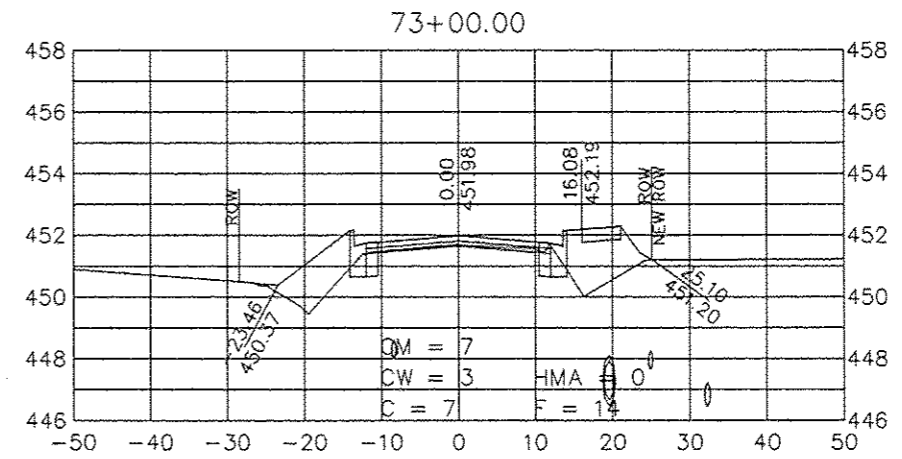
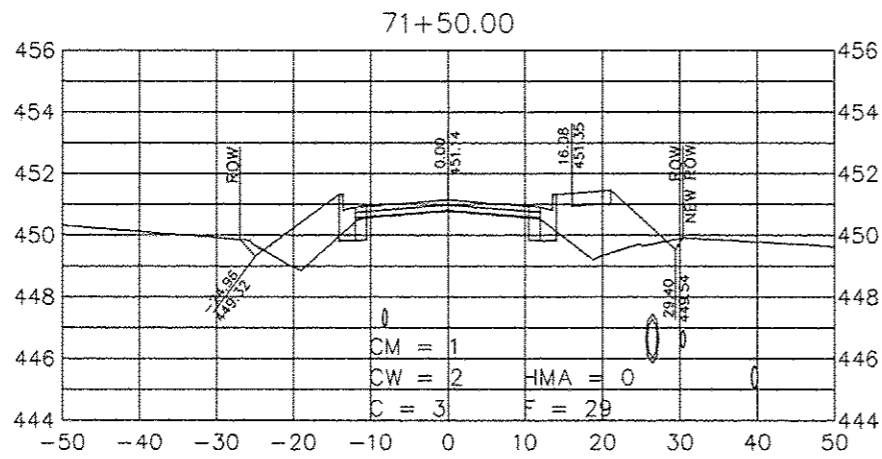
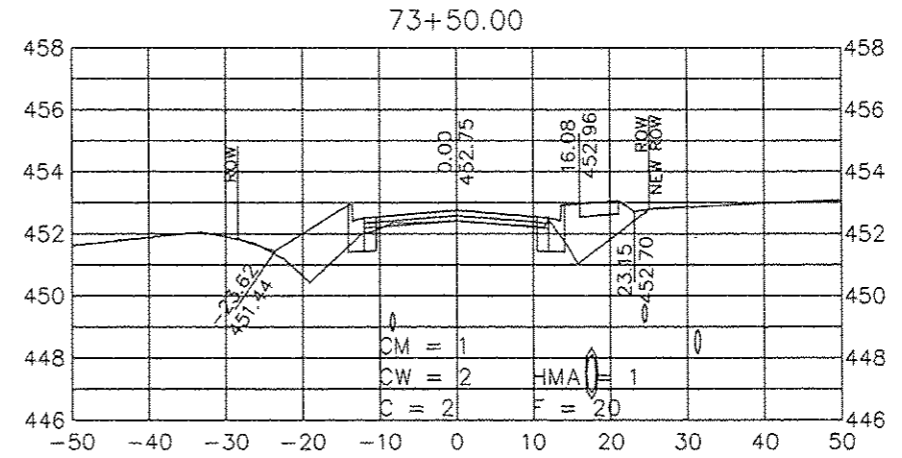
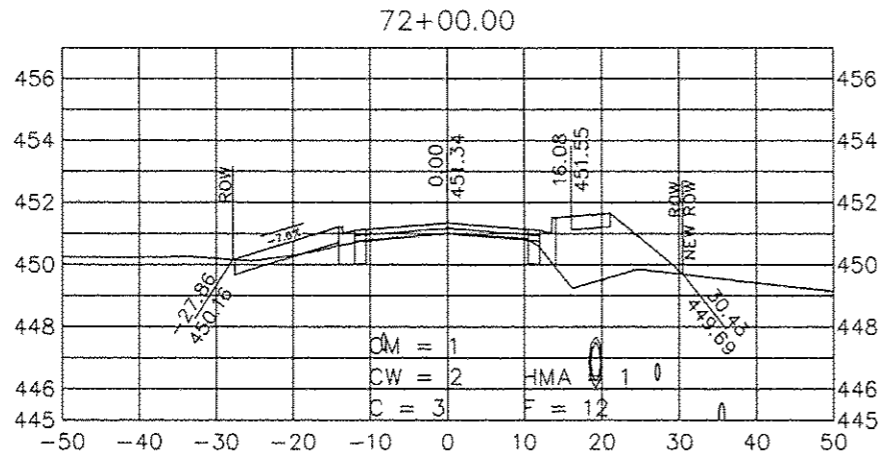
NO.	DESCRIPTION	BY	DATE	NO.	DESCRIPTION	BY	DATE

CROSS SECTIONS GRAND ROAD  
FAS 2907 (WEST GRAND ROAD)  
SECTION 14-00042-00-PV  
CITY OF CARTERVILLE

**JOHN H. CRAWFORD & ASSOCIATES, P.C.**  
CIVIL ENGINEERS, LAND SURVEYORS  
201 SOUTH DIVISION STREET, CARTERVILLE, ILLINOIS 62918  
PHONE (618) 985-0370 FAX (618) 985-4092  
PROFESSIONAL DESIGN FIRM # 184-002885

**Contract No. 99540**

SHEET NO. <b>37</b>	
GR XSEC 4	
ISSUE	DATE
A	03/16/16



CM IS CUT IN SQ FT  
GENERATED BY  
MILLING OPERATION.

CW IS CUT IN SQ FT  
GENERATED BY  
WIDENING  
OPERATION.

HMA IS HMA FILL IN  
SQ FT NECESSARY  
TO RAISE GRADE TO  
BASE OF HMA  
BINDER COURSE.

NO.	DESCRIPTION	BY	DATE	NO.	DESCRIPTION	BY	DATE

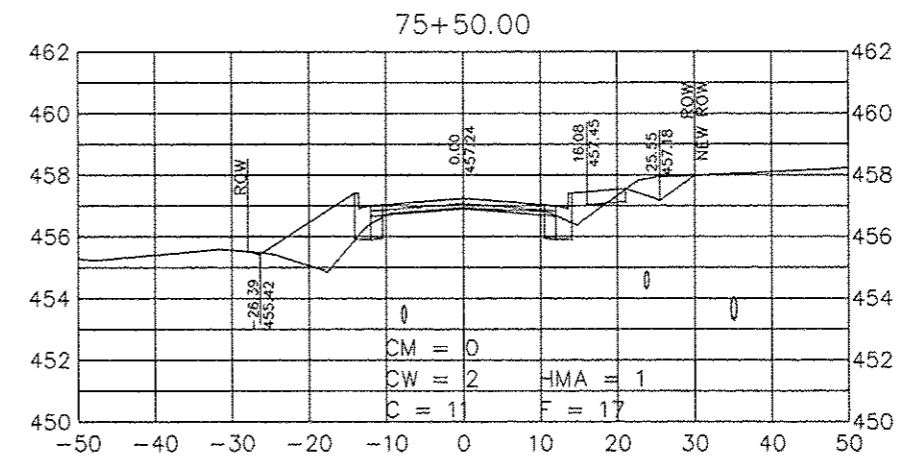
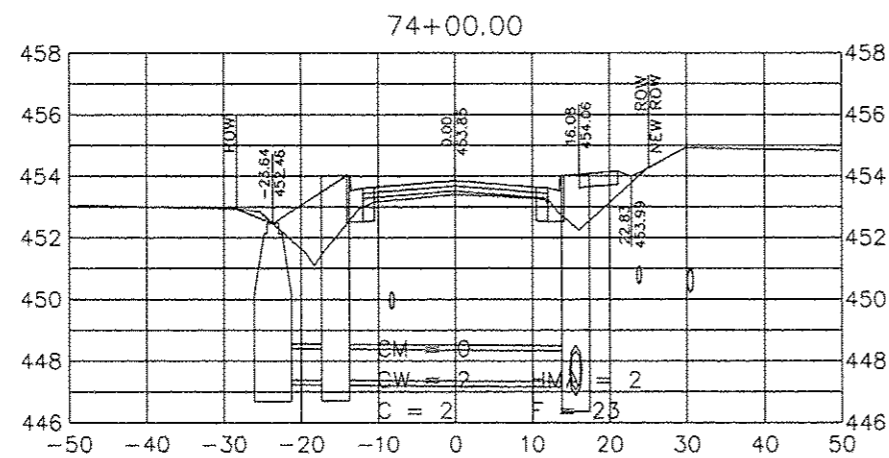
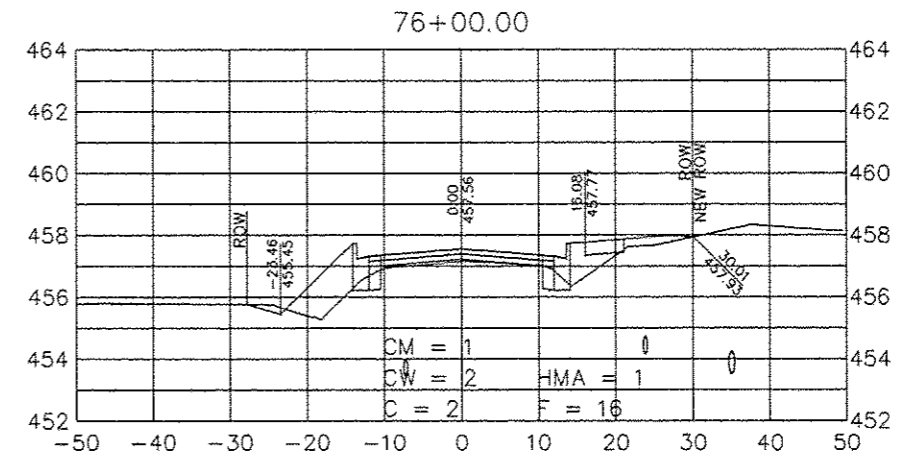
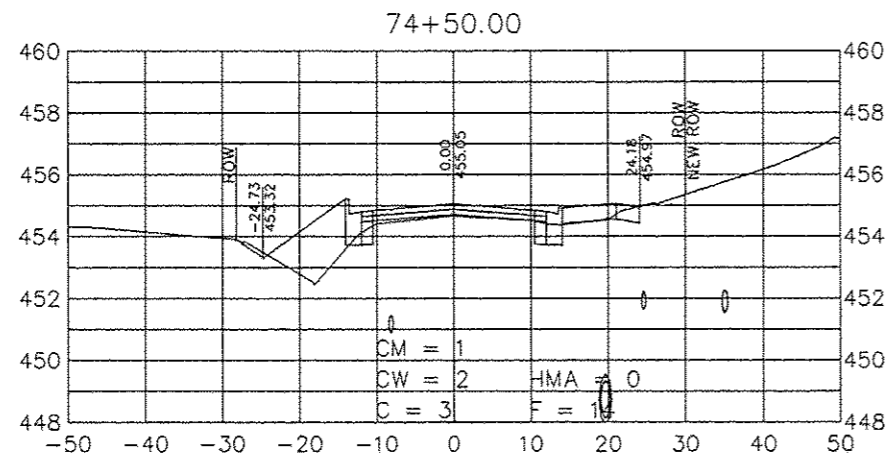
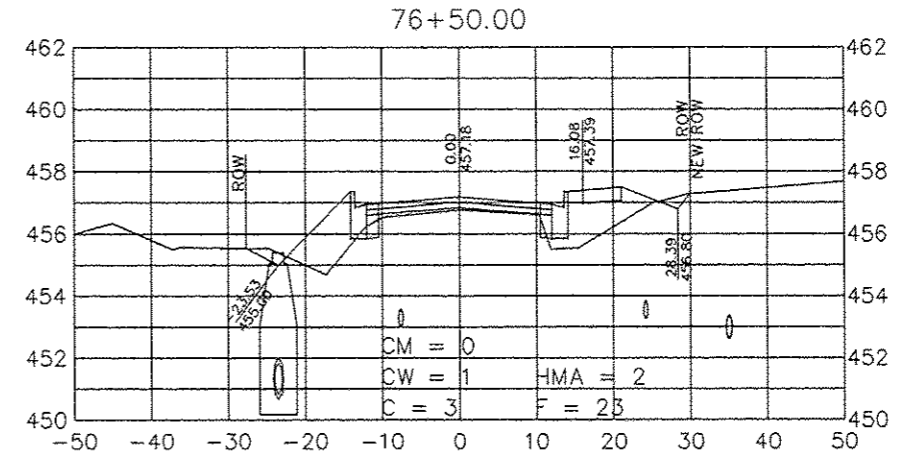
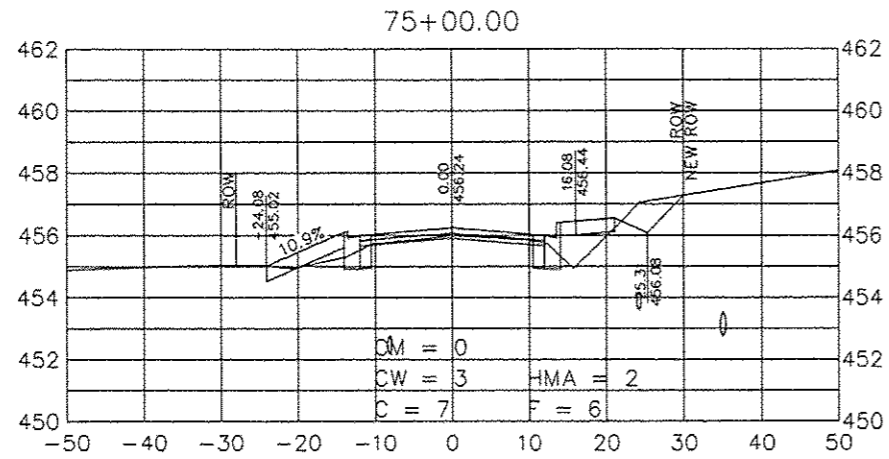
CROSS SECTIONS GRAND ROAD  
FAS 2907 (WEST GRAND ROAD)  
SECTION 14-00042-00-PV  
CITY OF CARTERVILLE

**JOHN H. CRAWFORD & ASSOCIATES, P.C.**  
CIVIL ENGINEERS, LAND SURVEYORS  
201 SOUTH DIVISION STREET, CARTERVILLE, ILLINOIS 62918  
PHONE (618) 985-6370 FAX (618) 985-4892  
PROFESSIONAL DESIGN FIRM # 184-002885

**Contract No. 99540**

SHEET NO. <b>38</b>	
GR XSEC 5	
ISSUE	DATE
A	03/16/16

C:\Civil 3D Projects\West Grand GB to Lion Dr. to x 041714\dwg\GIS to GB 022616 A\_recover.dwg, GR XSEC 5, 3/17/2016 4:15:50 PM, PDF Complete



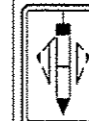
CM IS CUT IN SQ FT  
GENERATED BY  
MILLING OPERATION.

CW IS CUT IN SQ FT  
GENERATED BY  
WIDENING  
OPERATION.

HMA IS HMA FILL IN  
SQ FT NECESSARY  
TO RAISE GRADE TO  
BASE OF HMA  
BINDER COURSE.

NO.	DESCRIPTION	BY	DATE	NO.	DESCRIPTION	BY	DATE

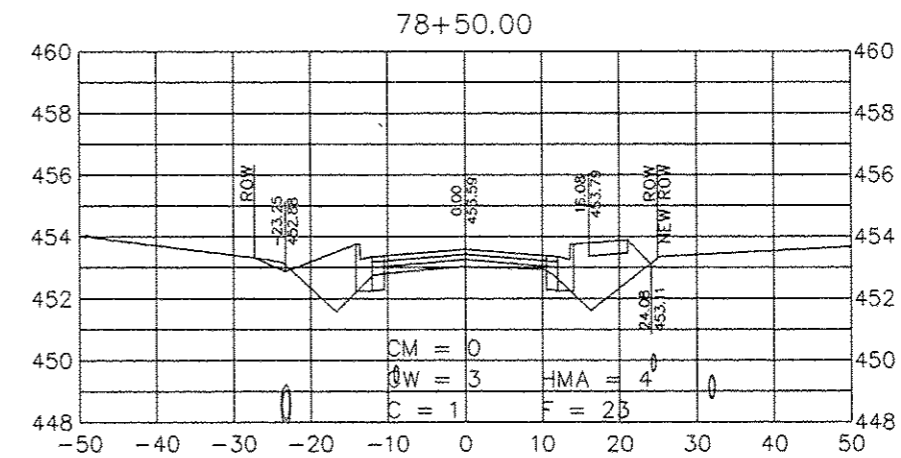
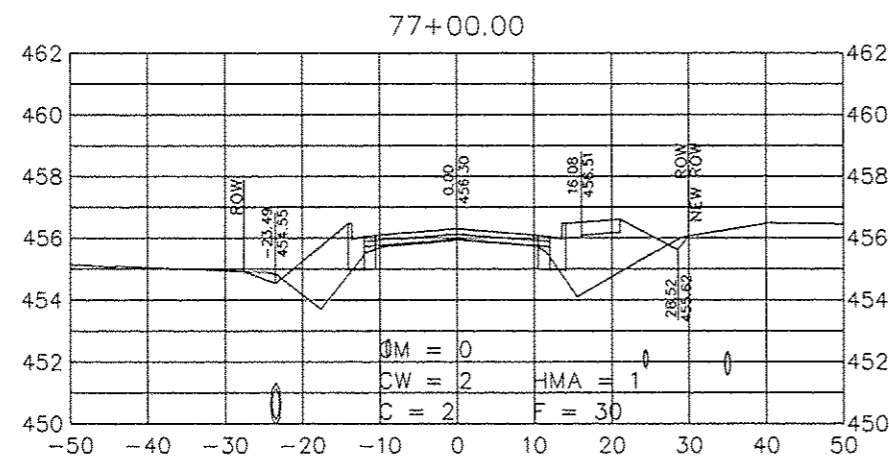
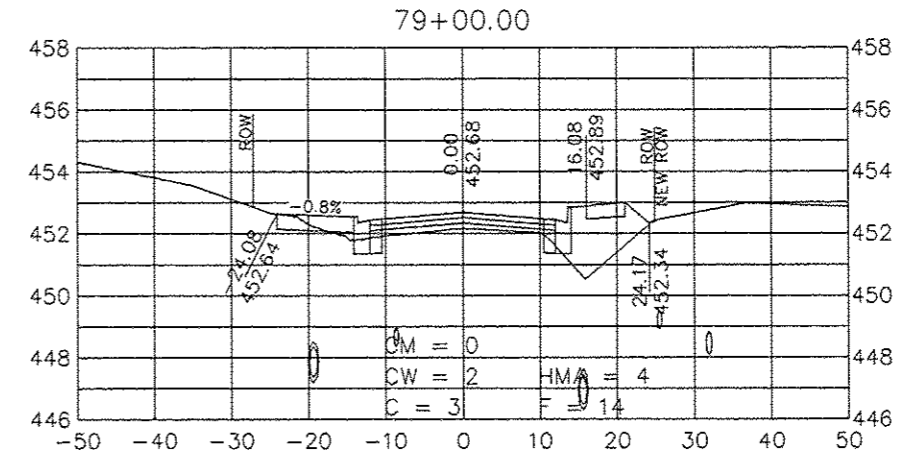
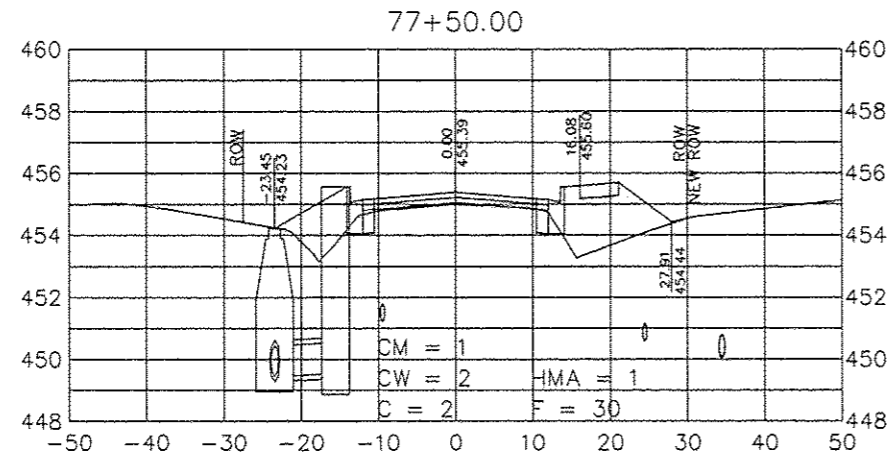
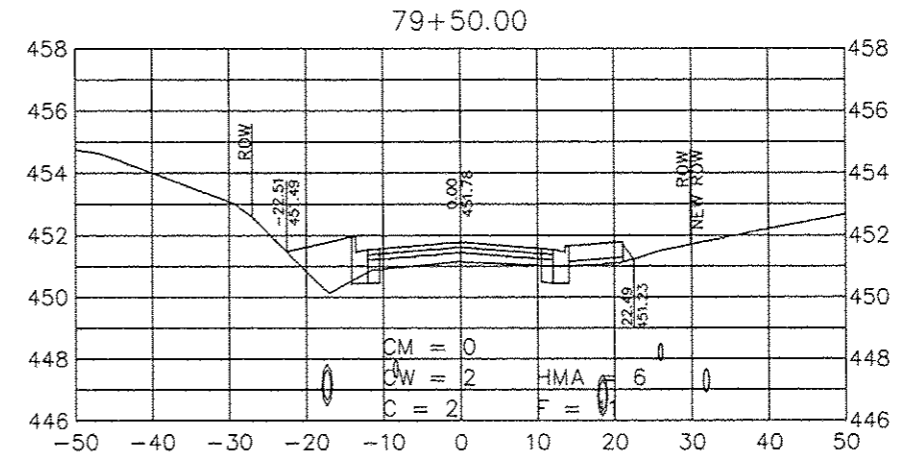
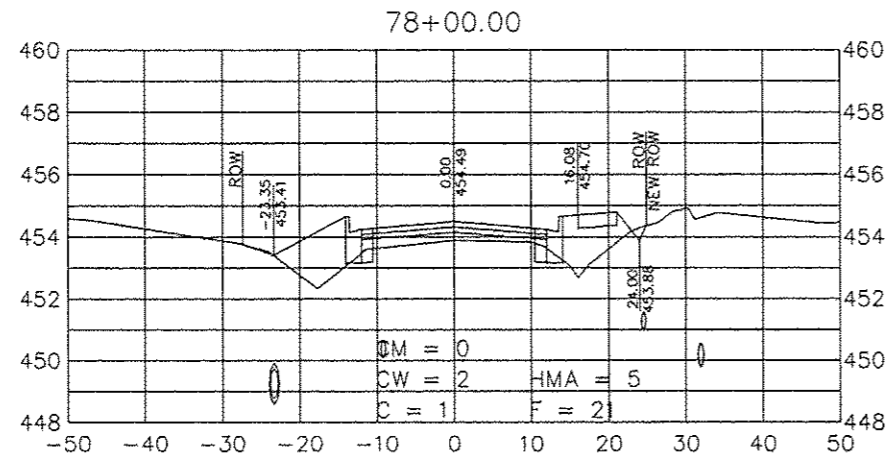
CROSS SECTIONS GRAND ROAD  
FAS 2907 (WEST GRAND ROAD)  
SECTION 14-00042-00-PV  
CITY OF CARTERVILLE



**JOHN H. CRAWFORD & ASSOCIATES, P.C.**  
CIVIL ENGINEERS, LAND SURVEYORS  
201 SOUTH DIVISION STREET, CARTERVILLE, ILLINOIS 62918  
PHONE (618) 985-6370 FAX (618) 985-4992  
PROFESSIONAL DESIGN FIRM # 184-002885

**Contract No. 99540**

SHEET NO. <b>39</b>	
GR XSEC 6	
ISSUE	DATE
A	03/10/16



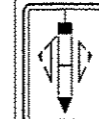
CM IS CUT IN SQ FT  
GENERATED BY  
MILLING OPERATION.

CW IS CUT IN SQ FT  
GENERATED BY  
WIDENING  
OPERATION.

HMA IS HMA FILL IN  
SQ FT NECESSARY  
TO RAISE GRADE TO  
BASE OF HMA  
BINDER COURSE.

NO.	DESCRIPTION	BY	DATE	NO.	DESCRIPTION	BY	DATE
					DESIGNED		
					DRAWN	JHC	04/23/14
					CHECKED	JHC	03/16/18

CROSS SECTIONS GRAND ROAD  
FAS 2907 (WEST GRAND ROAD)  
SECTION 14-00042-00-PV  
CITY OF CARTERVILLE

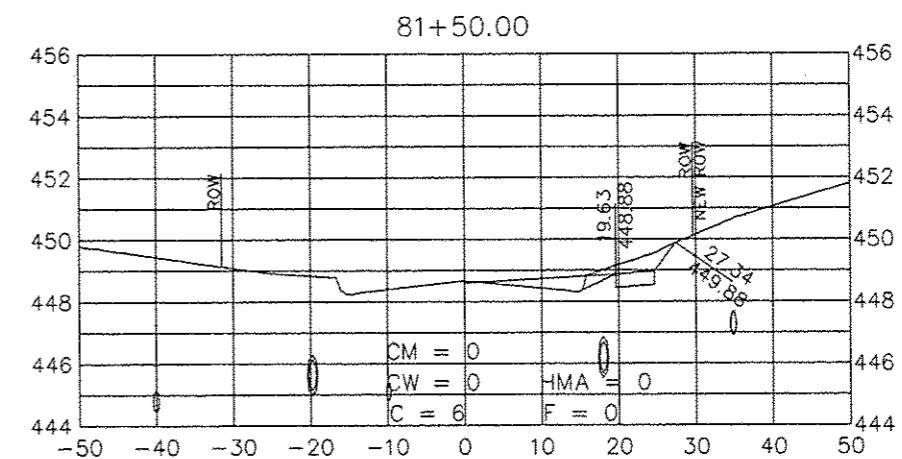
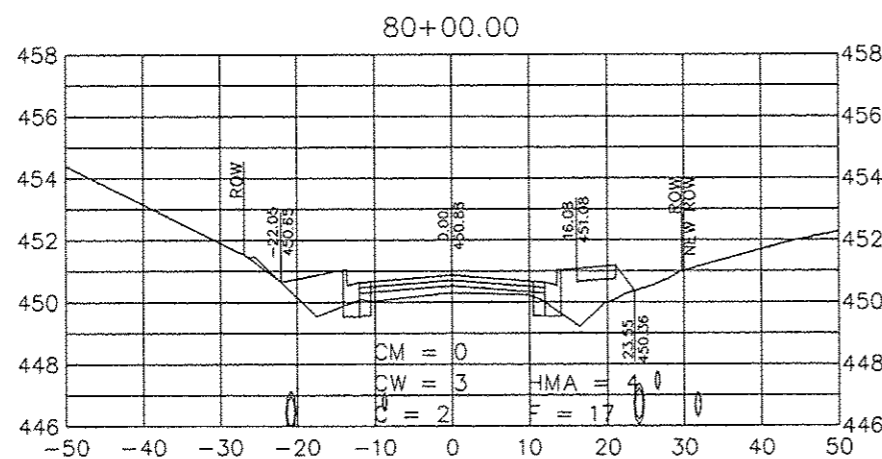
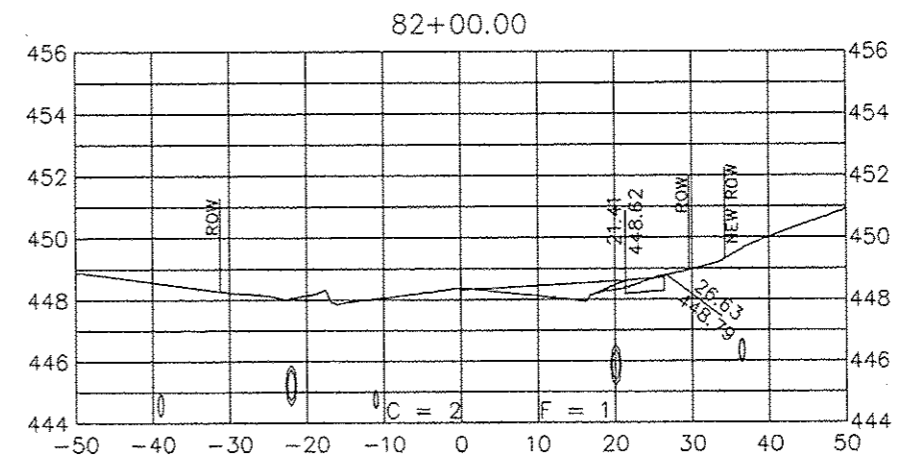
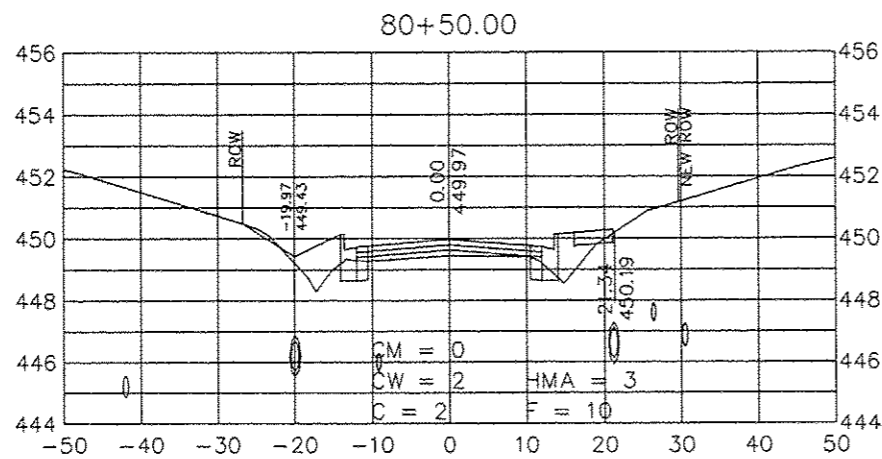
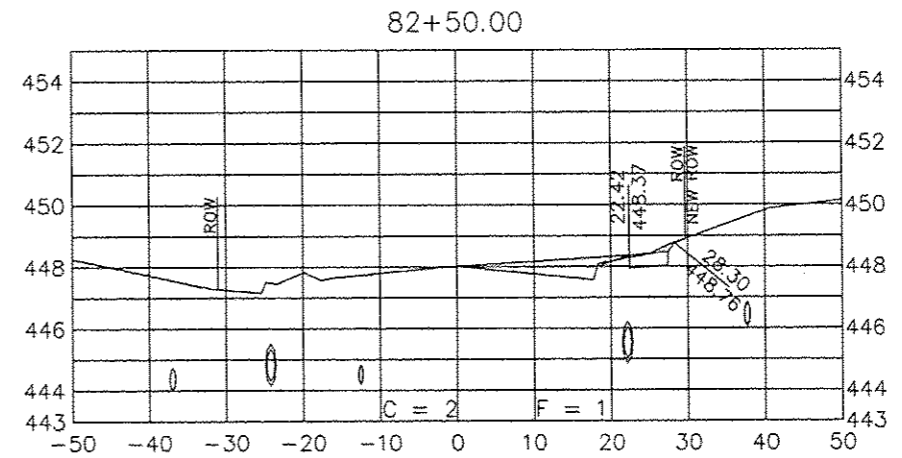
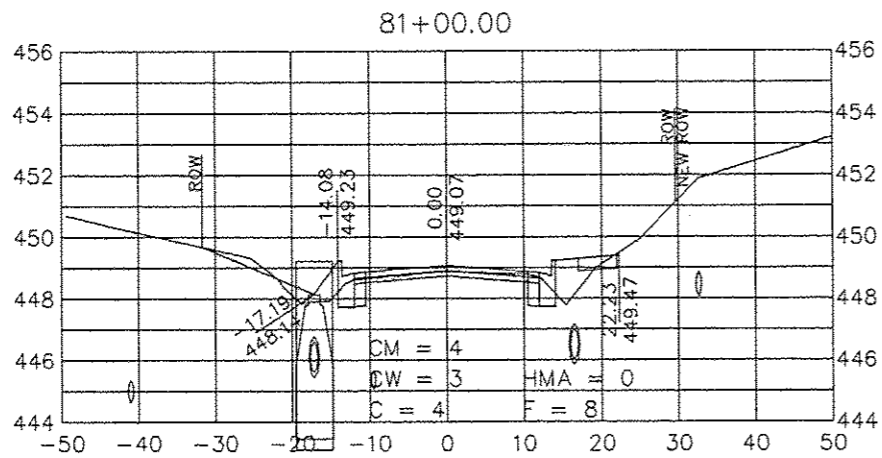


**JOHN H. CRAWFORD & ASSOCIATES, P.C.**  
CIVIL ENGINEERS, LAND SURVEYORS  
201 SOUTH DIVISION STREET, CARTERVILLE, ILLINOIS 62918  
PHONE (618) 985-8370 FAX (618) 985-4092  
PROFESSIONAL DESIGN FIRM # 184-002885

**contract No. 99540**

SHEET NO. <b>40</b>	
GR XSEC 7	
ISSUE	DATE
A	03/16/18





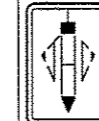
CM IS CUT IN SQ FT  
GENERATED BY  
MILLING OPERATION.

CW IS CUT IN SQ FT  
GENERATED BY  
WIDENING  
OPERATION.

HMA IS HMA FILL IN  
SQ FT NECESSARY  
TO RAISE GRADE TO  
BASE OF HMA  
BINDER COURSE.

NO.	DESCRIPTION	BY	DATE	NO.	DESCRIPTION	BY	DATE

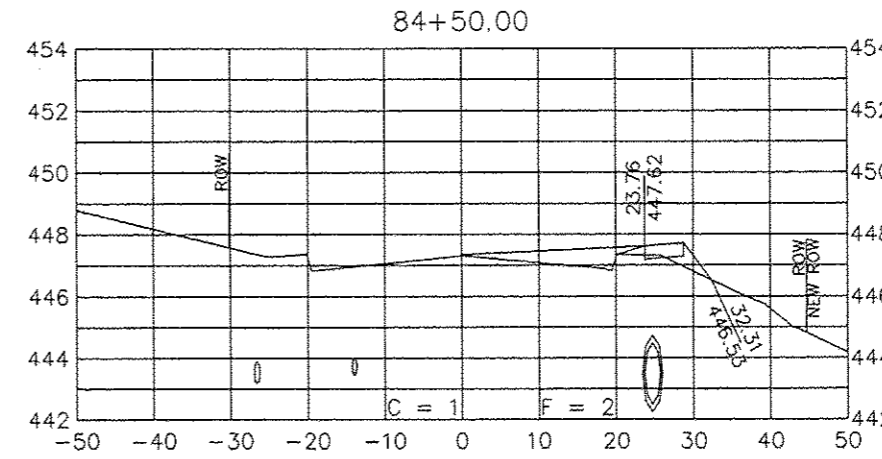
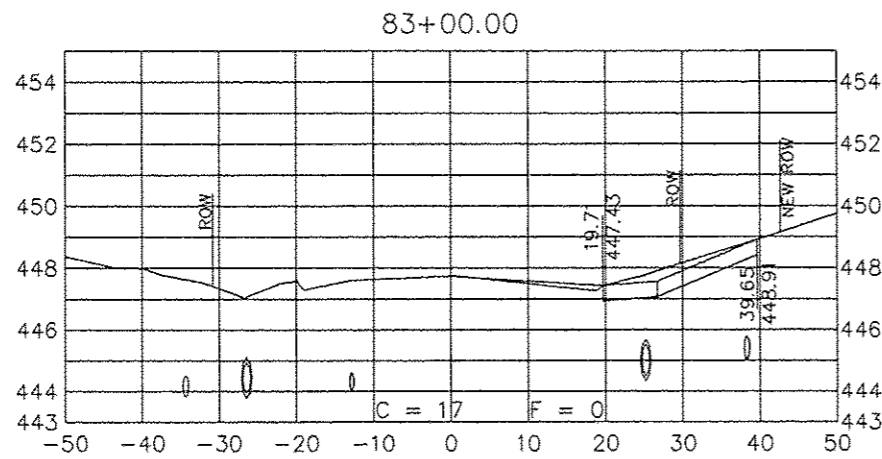
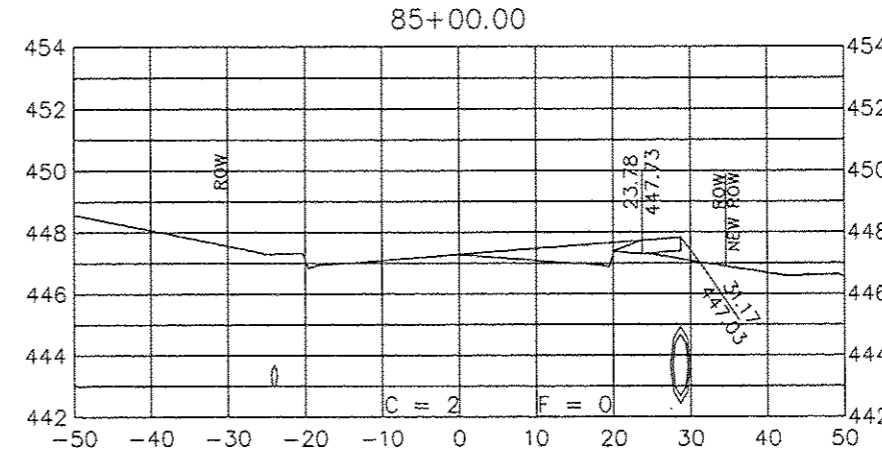
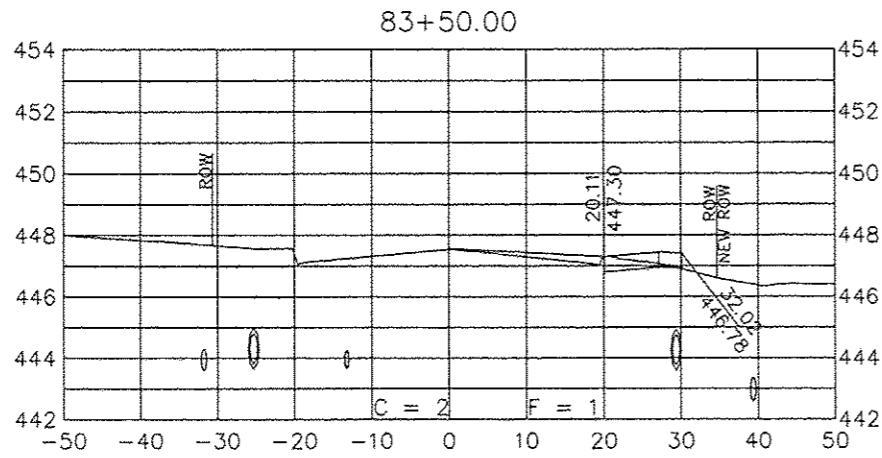
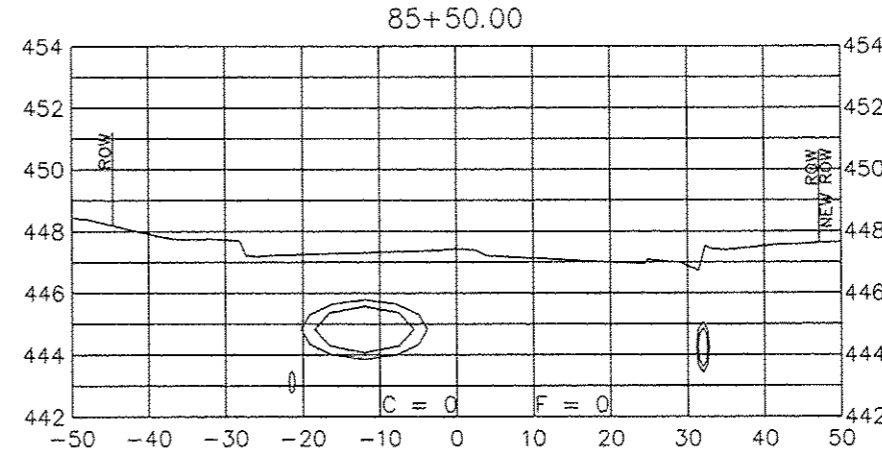
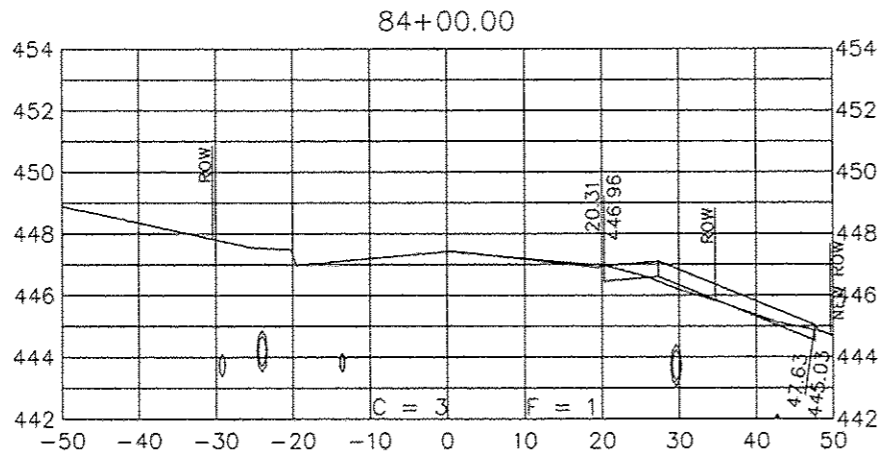
CROSS SECTIONS GRAND ROAD  
FAS 2907 (WEST GRAND ROAD)  
SECTION 14-00042-00-PV  
CITY OF CARTERVILLE



**JOHN H. CRAWFORD & ASSOCIATES, P.C.**  
CIVIL ENGINEERS, LAND SURVEYORS  
201 SOUTH DIVISION STREET, CARTERVILLE, ILLINOIS 62919  
PHONE (618) 685-9370 FAX (618) 685-6692  
PROFESSIONAL DESIGN FIRM # 184-002885

**contract No. 99540**

SHEET NO. <b>41</b>	
GR XSEC 8	
ISSUE	DATE
A	03/16/16



NO.	DESCRIPTION	BY	DATE	NO.	DESCRIPTION	BY	DATE

CROSS SECTIONS GRAND ROAD  
 FAS 2907 (WEST GRAND ROAD)  
 SECTION 14-00042-00-PV  
 CITY OF CARTERVILLE

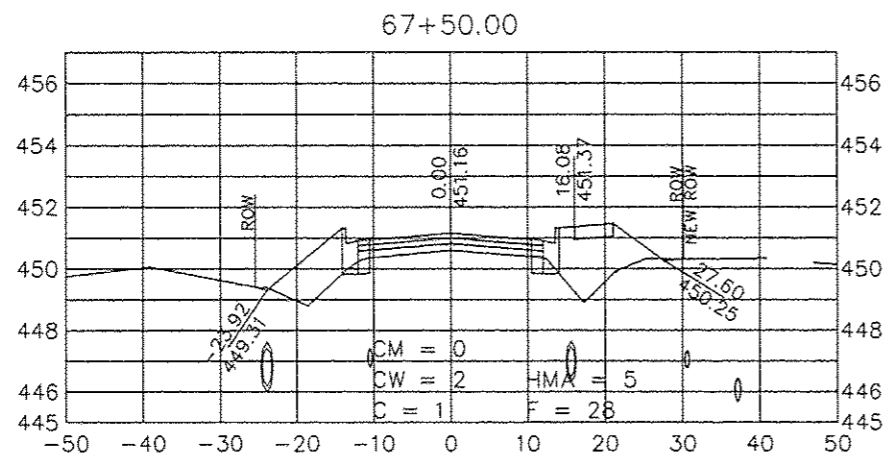


**JOHN H. CRAWFORD & ASSOCIATES, P.C.**  
 CIVIL ENGINEERS, LAND SURVEYORS  
 201 SOUTH DIVISION STREET, CARTERVILLE, ILLINOIS 62918  
 PHONE (618) 985-8370 FAX (618) 985-4892  
 PROFESSIONAL DESIGN FIRM # 184-002895

**Contract No. 99540**

SHEET NO. <b>42</b>	
GR XSEC 9	
ISSUE	DATE
A	03/18/18

C:\Civil 3D Projects\West Grand GB to Lion Dr to x 041714\hdwg\HS to GB 022616 A\_recover.dwg, GR XSEC 10, 3/17/2016 4:21:42 PM, PDF Complete




CM IS CUT IN SQ FT  
GENERATED BY  
MILLING OPERATION.

CW IS CUT IN SQ FT  
GENERATED BY  
WIDENING  
OPERATION.

HMA IS HMA FILL IN  
SQ FT NECESSARY  
TO RAISE GRADE TO  
BASE OF HMA  
BINDER COURSE.

NO.	DESCRIPTION	BY	DATE	NO.	DESCRIPTION	BY	DATE

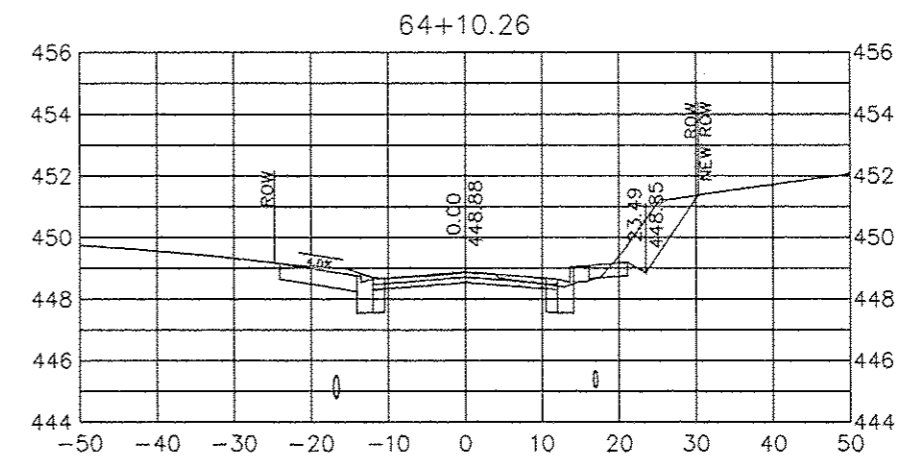
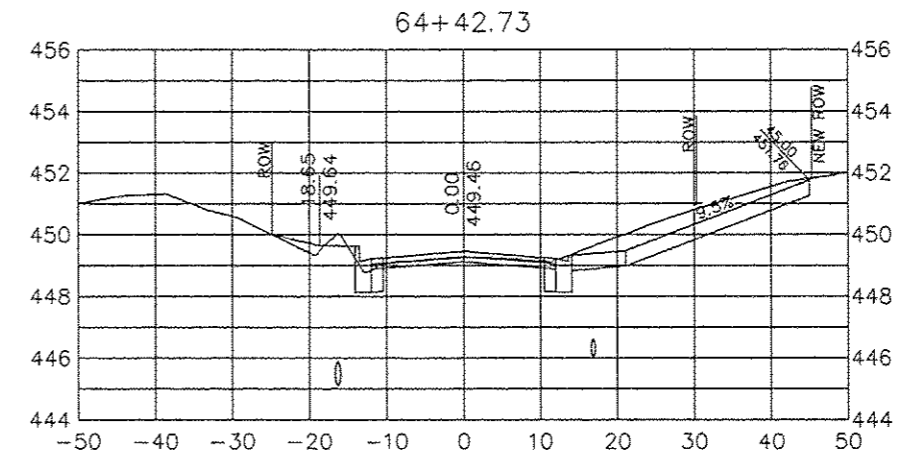
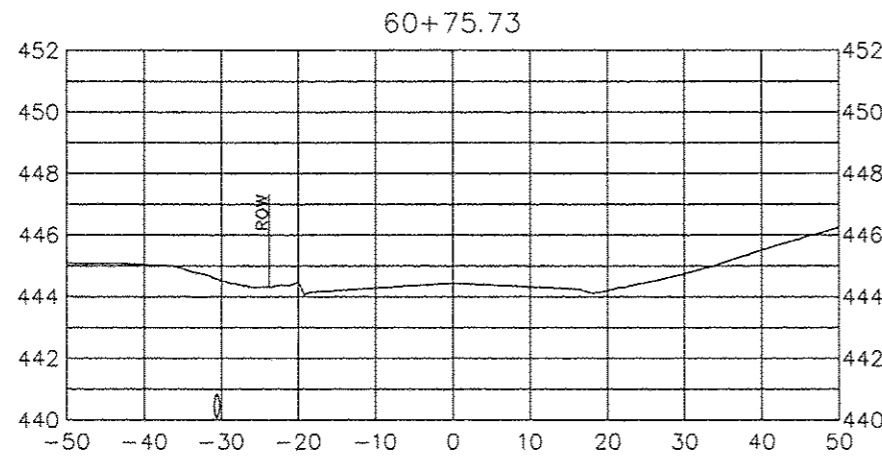
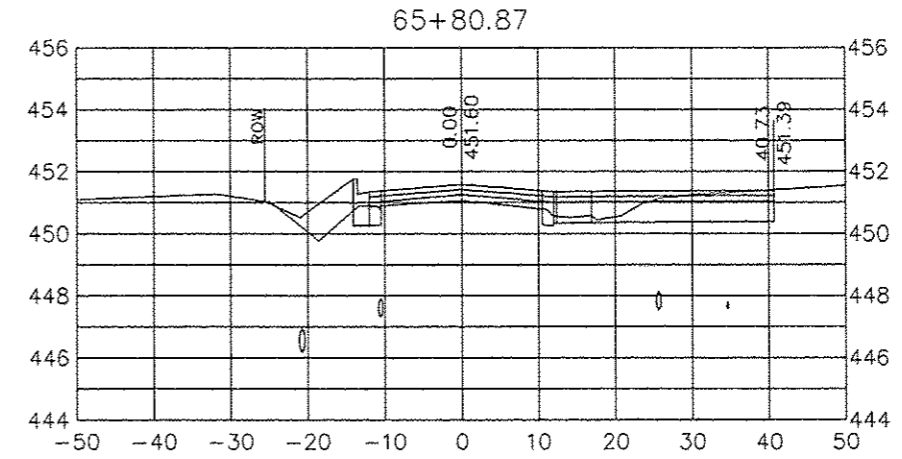
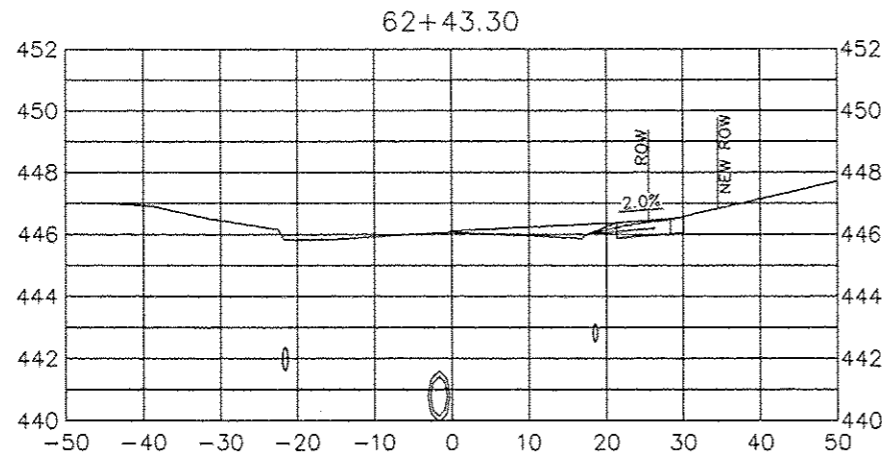
CROSS SECTIONS GRAND ROAD  
FAS 2907 (WEST GRAND ROAD)  
SECTION 14-00042-00-PV  
CITY OF CARTERVILLE



**JOHN H. CRAWFORD & ASSOCIATES, P.C.**  
CIVIL ENGINEERS, LAND SURVEYORS  
201 SOUTH DIVISION STREET, CARTERVILLE, ILLINOIS 62918  
PHONE (618) 985-0370 FAX (618) 985-4692  
PROFESSIONAL DESIGN FIRM # 184-002685

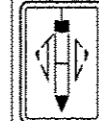
**Contract No. 99540**

SHEET NO. <b>43</b>	
GR XSEC 10	
ISSUE	DATE
A	03/16/16



NO.	DESCRIPTION	BY	DATE	NO.	DESCRIPTION	BY	DATE

CROSS SECTIONS SIDE APPROACHES  
 FAS 2907 (WEST GRAND ROAD)  
 SECTION 14-00042-00-PV  
 CITY OF CARTERVILLE

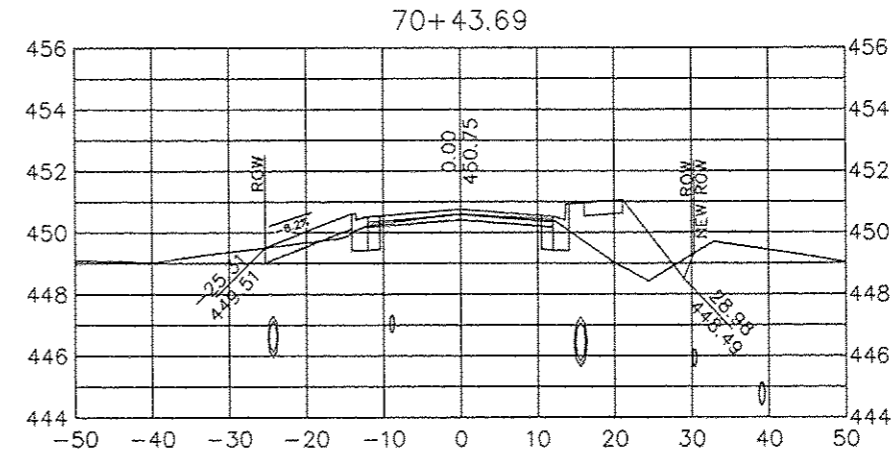
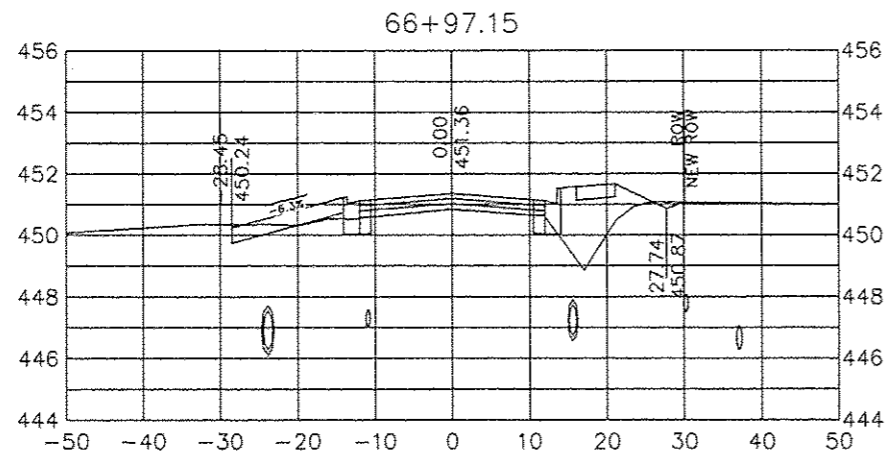
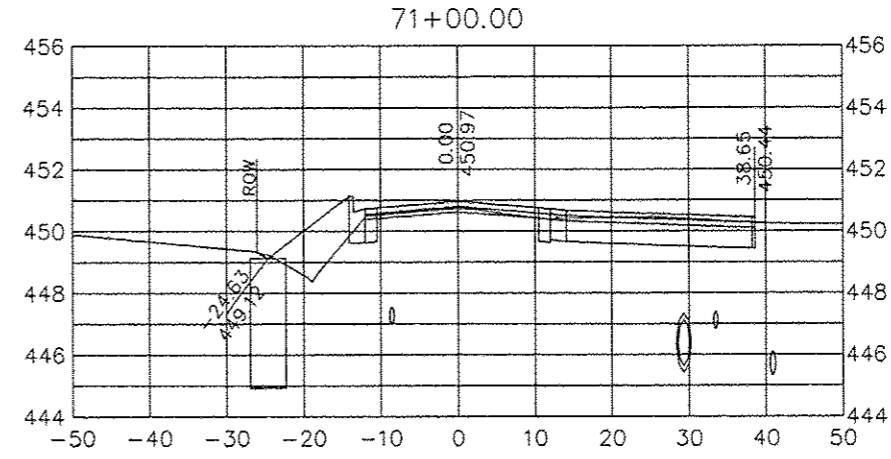
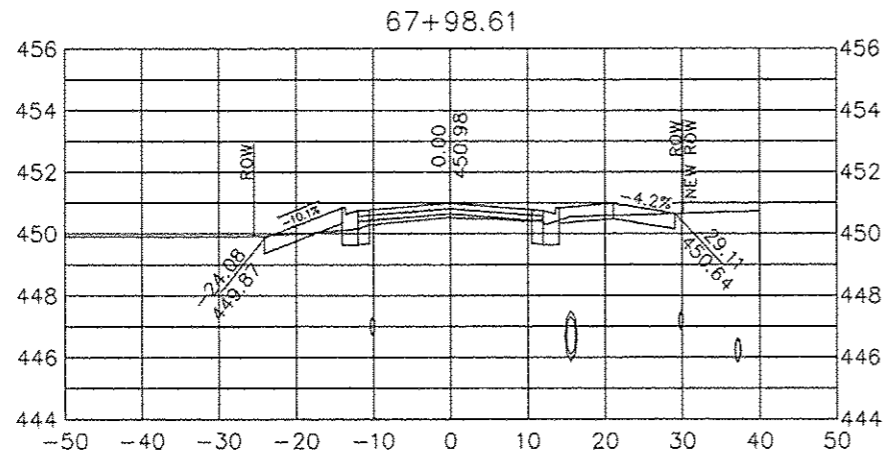
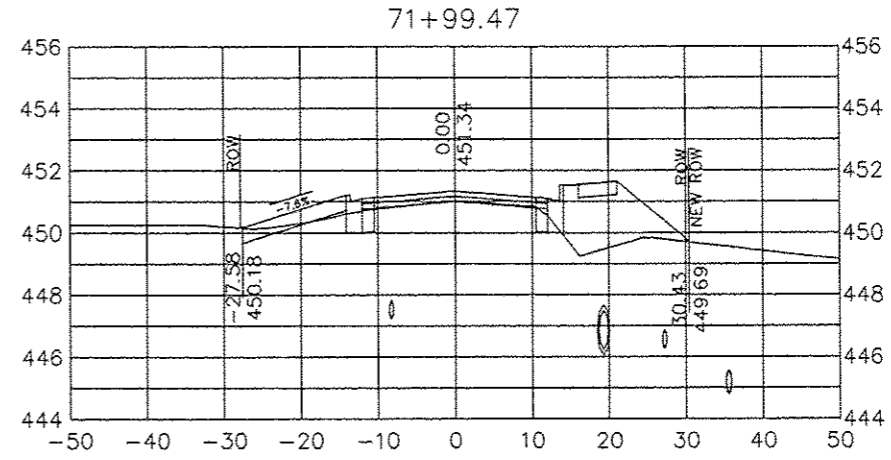
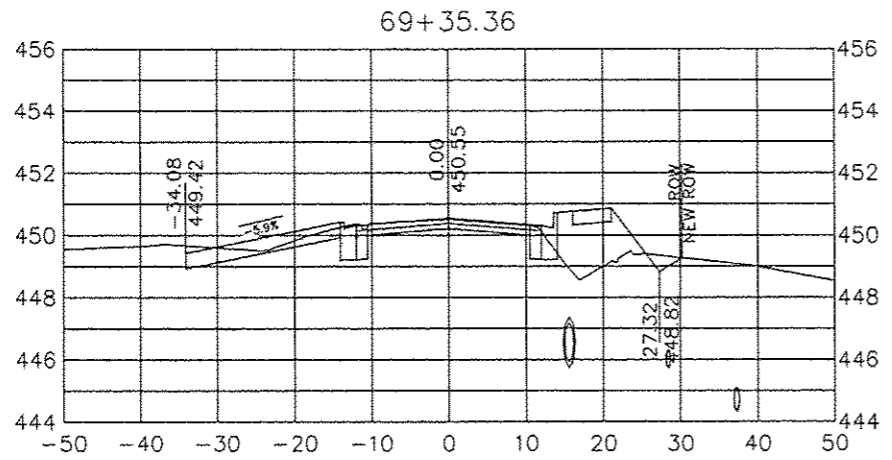


**JOHN H. CRAWFORD & ASSOCIATES, P.C.**  
 CIVIL ENGINEERS, LAND SURVEYORS  
 201 SOUTH DIVISION STREET, CARTERVILLE, ILLINOIS 62818  
 PHONE (618) 985-0370 FAX (618) 985-4092  
 PROFESSIONAL DESIGN FIRM # 184-002885

**Contract No. 99540**

SHEET NO. <b>44</b>	
GR XSEC SA 1	
ISSUE	DATE
A	03/18/16

C:\Civil\3D Projects\West Grand GB to Lion Dr to x 041714\dwg\IHS to GB 022616 A\_recover.dwg, GR XSEC SA 1, 3/18/2016 8:39:03 AM, PDF Compa...



NO.	DESCRIPTION	BY	DATE	NO.	DESCRIPTION	BY	DATE

CROSS SECTIONS SIDE APPROACHES  
 FAS 2907 (WEST GRAND ROAD)  
 SECTION 14-0042-00-PV  
 CITY OF CARTERVILLE

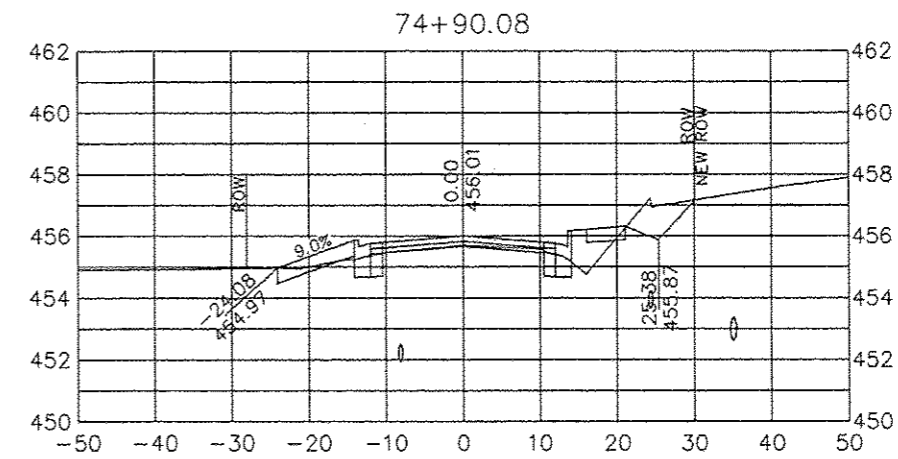
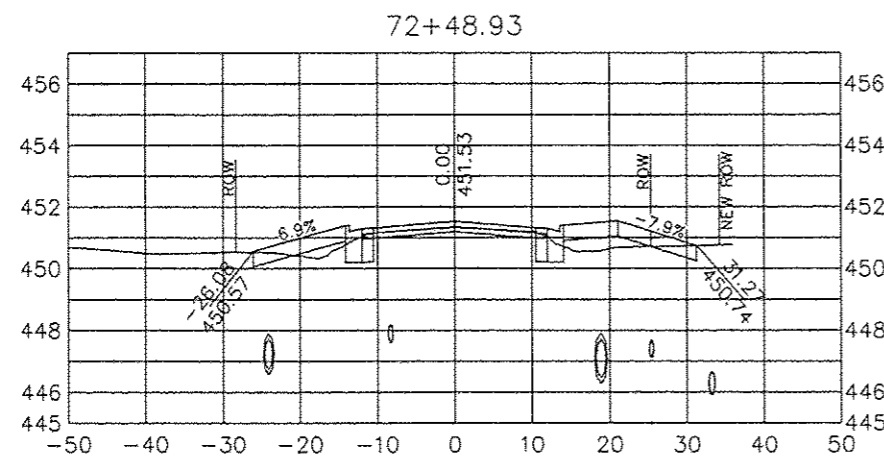
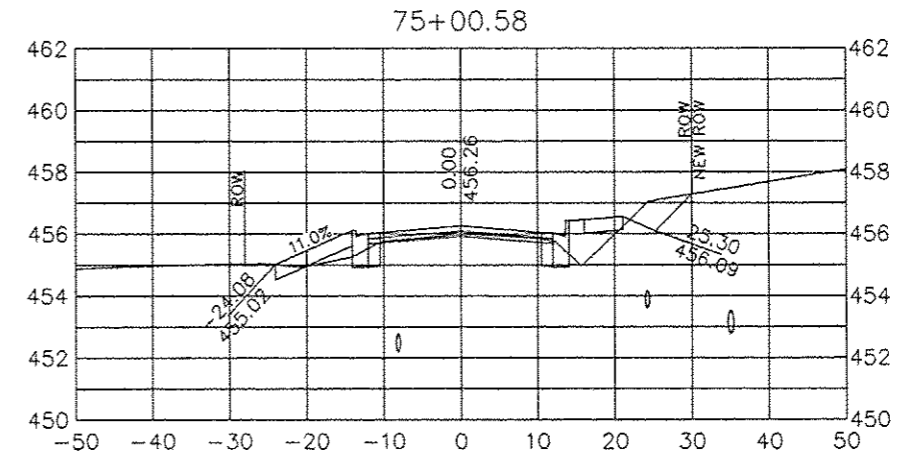
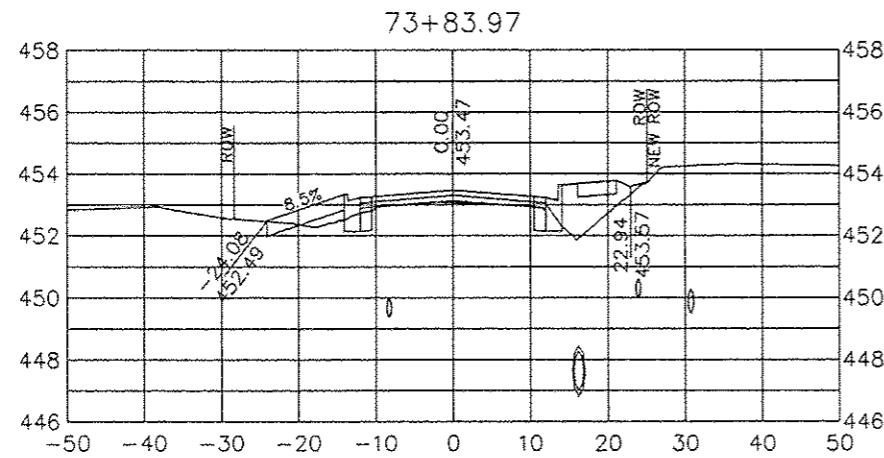
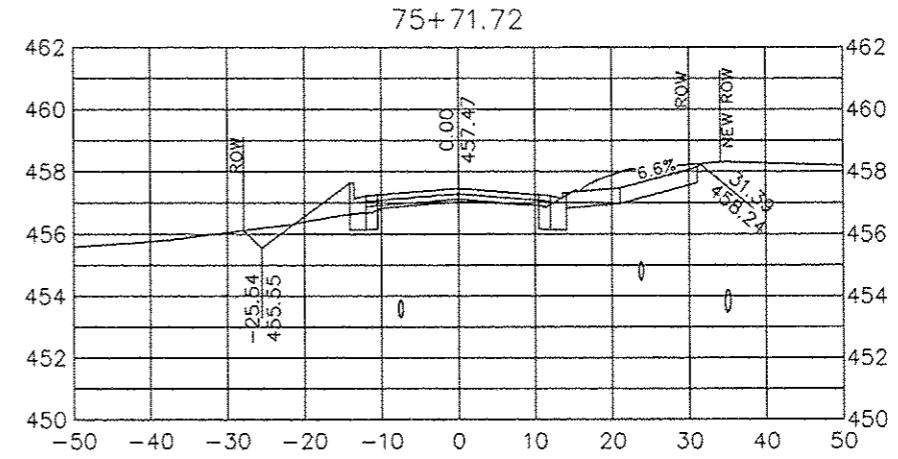
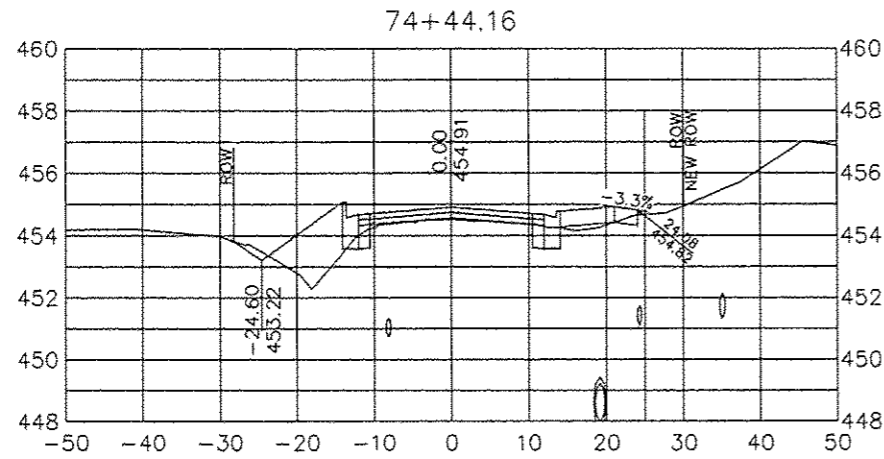


**JOHN H. CRAWFORD & ASSOCIATES, P.C.**  
 CIVIL ENGINEERS, LAND SURVEYORS  
 201 SOUTH DIVISION STREET, CARTERVILLE, ILLINOIS 62918  
 PHONE (618) 885-0370 FAX (618) 985-4892  
 PROFESSIONAL DESIGN FIRM # 164-002885

**Contract No. 99540**

SHEET NO. 45	
GR XSEC SA 2	
ISSUE	DATE
A	03/16/16

C:\Civil 3D Projects\West Grand GB to Lion Dr to x 041714\dwg\HS to GB 022616 A\_recover.dwg, GR XSEC SA 2, 3/18/2016 8:41:49 AM, PDF Complete



NO.	DESCRIPTION	BY	DATE	NO.	DESCRIPTION	BY	DATE

CROSS SECTIONS SIDE APPROACHES  
 FAS 2907 (WEST GRAND ROAD)  
 SECTION 14-00042-00-PV  
 CITY OF CARTERVILLE

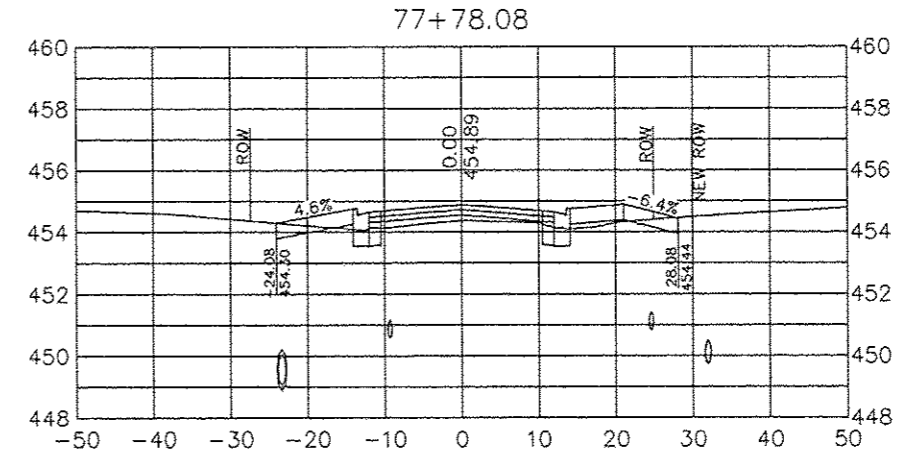
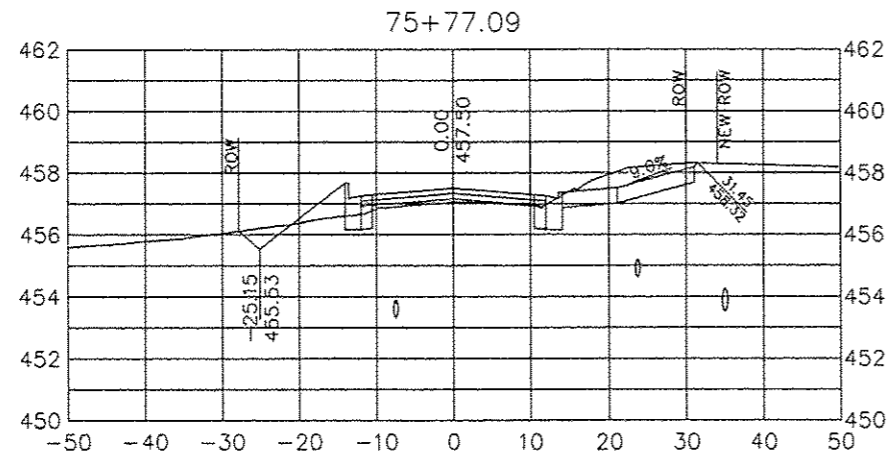
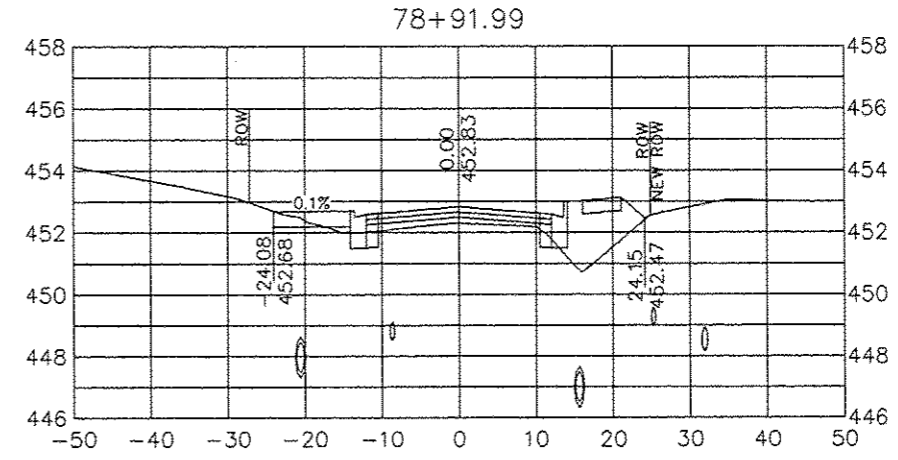
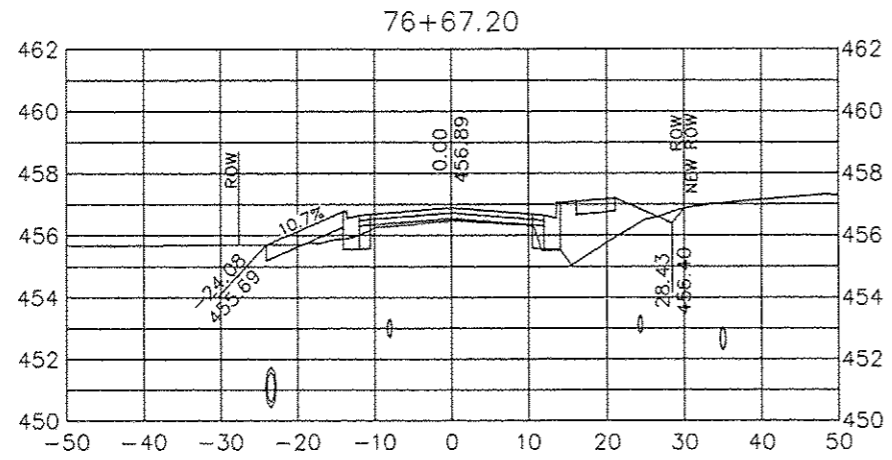
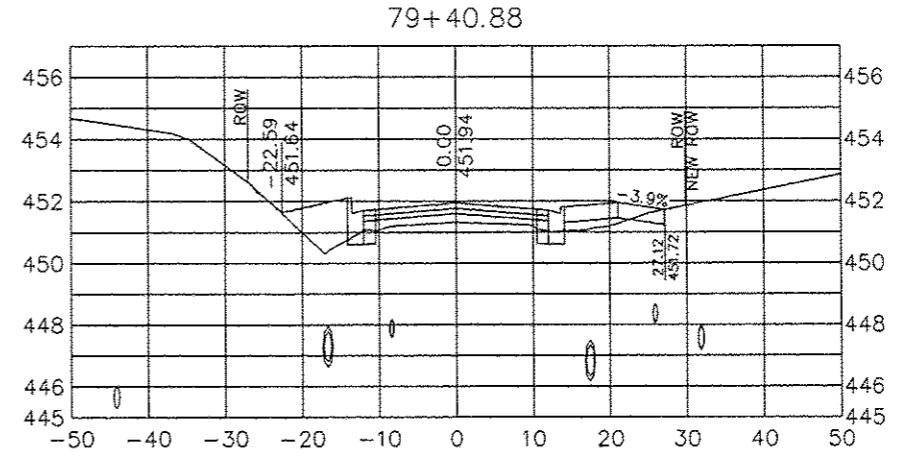
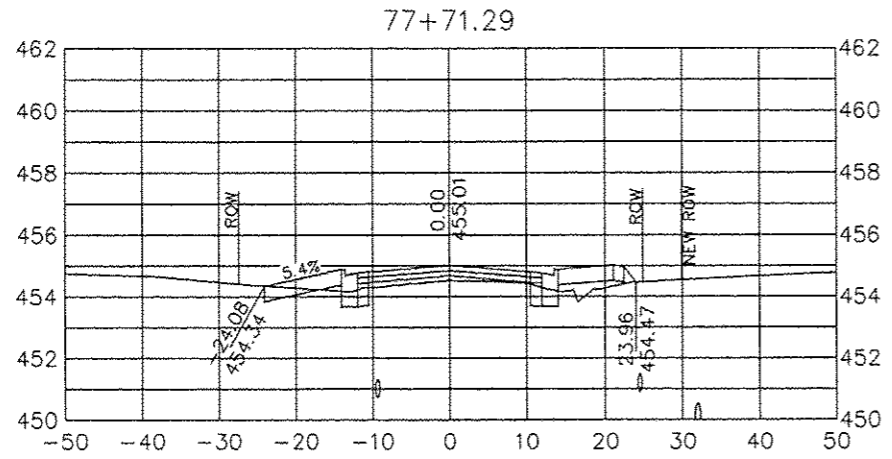


**JOHN H. CRAWFORD & ASSOCIATES, P.C.**  
 CIVIL ENGINEERS, LAND SURVEYORS  
 201 SOUTH DIVISION STREET, CARTERVILLE, ILLINOIS 62918  
 PHONE (618) 985-9370 FAX (618) 985-4892  
 PROFESSIONAL DESIGN FIRM # 184-002885

SHEET NO. <b>46</b>	
GR XSEC SA 3	
ISSUE	DATE
A	03/18/16

**Contract No. 99540**

C:\Civil 3D Projects\West Grand GB to Lion Dr to x 041714hdwg\HS to GB 022616 A\_recover.dwg, GR XSEC SA 3, 3/18/2016 8:43:07 AM, PDF Complete



NO.	DESCRIPTION	BY	DATE	NO.	DESCRIPTION	BY	DATE

CROSS SECTIONS SIDE APPROACHES  
 FAS 2907 (WEST GRAND ROAD)  
 SECTION 14-00042-00-PV  
 CITY OF CARTERVILLE

**JOHN H. CRAWFORD & ASSOCIATES, P.C.**  
 CIVIL ENGINEERS, LAND SURVEYORS  
 201 SOUTH DIVISION STREET, CARTERVILLE, ILLINOIS 62918  
 PHONE (618) 995-8370 FAX (618) 995-4892  
 PROFESSIONAL DESIGN FIRM # 194-002985

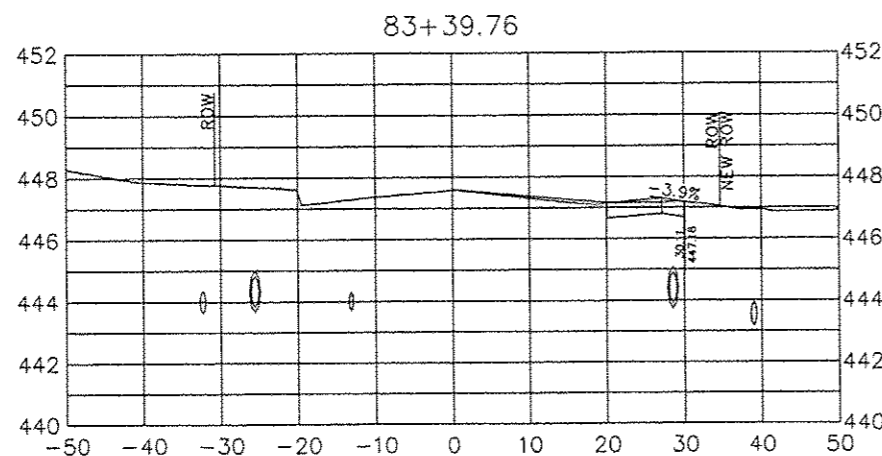
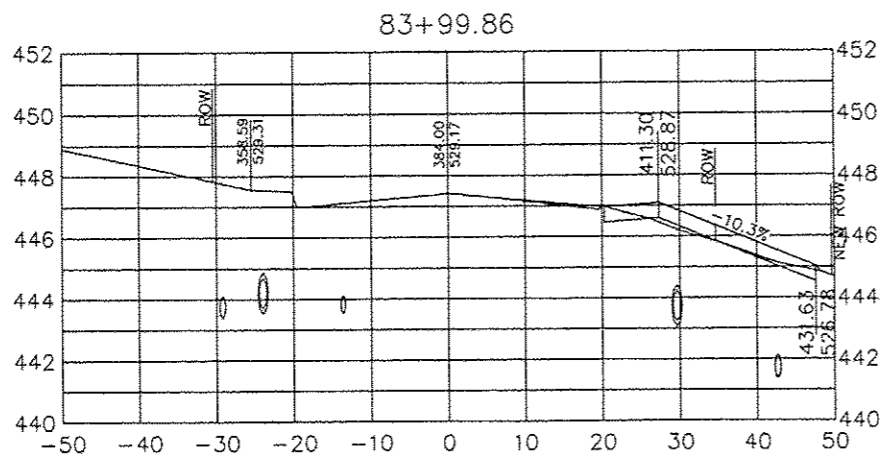
**contract No. 99540**

SHEET NO. <b>47</b>	
GR XSEC SA 4	
ISSUE	DATE
A	03/18/16

C:\Civil 3D\Projects\West Grand GB to Lion Dr to x 041714.dwg\US to GB 022616 A\_recover.dwg, GR XSEC SA 4, 3/18/2016 8:44:13 AM, PDF Complete







DATE: 03/16/16  
 TIME: 10:15:20  
 PROJECT: 14-00042-00-PV

NO.	DESCRIPTION	BY	DATE	NO.	DESCRIPTION	BY	DATE

CROSS SECTIONS SIDE APPROACHES  
 FAS 2907 (WEST GRAND ROAD)  
 SECTION 14-00042-00-PV  
 CITY OF CARTERVILLE

**JOHN H. CRAWFORD & ASSOCIATES, P.C.**  
 CIVIL ENGINEERS, LAND SURVEYORS  
 201 SOUTH DIVISION STREET, CARTERVILLE, ILLINOIS 62918  
 PHONE (618) 895-0370 FAX (618) 895-4092  
 PROFESSIONAL DESIGN FIRM # 184-002885 **Contract No. 99540**

SHEET NO. <b>49</b>	
GR XSEC SA 6	
ISSUE	DATE
A	03/16/16