

STATE OF ILLINOIS
DEPARTMENT OF TRANSPORTATION

GENERAL NOTES

THESE PLANS ARE FOR THE FURNISHING OF THE STRUCTURAL STEEL AND BEARINGS. ALL WORK SHOWN THAT IS NOT RELATED TO THE FABRICATION IS FOR INFORMATION ONLY. IT IS NOT INCLUDED IN THIS CONTRACT.

Fasteners shall be AASHTO M164 Type 1, mechanically galvanized bolts. Bolts $\frac{7}{8}$ " ϕ , holes $\frac{5}{16}$ " ϕ , unless otherwise noted.

Calculated weight of Structural Steel:
AASHTO M270 Grade 50 = 279,650 lbs.
AASHTO M270 Grade 36 = 15,370 lbs.

No field welding is permitted except as specified in the contract documents.

The Organic Zinc Rich Primer / Epoxy / Urethane Paint System shall be used for painting of new structural steel except where otherwise noted. The entire system shall be shop applied, with the exception that the exterior surfaces and bottom of the bottom flange of the fascia beams, masked off connection surfaces, and field installed fasteners, all of which shall be touched up and finish coated in the field. The color of the final finish coat for all interior steel surfaces shall be Gray, Munsell No. 5B 7/1. The color of the final finish coat for the exterior and bottom flange of the fascia beams shall be Reddish Brown, Munsell No. 2.5YR 3/4. See Special Provision for "Cleaning and Painting New Metal Structures".

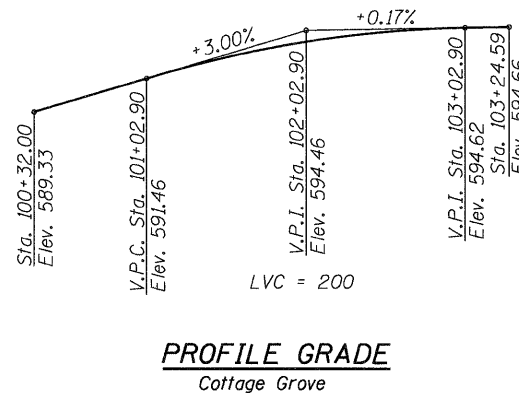
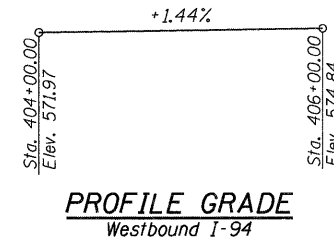
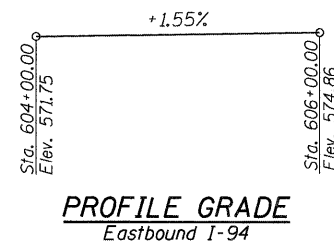
TOTAL BILL OF MATERIAL

ITEMS	UNITS	SUPERSTRUCTURE	SUBSTRUCTURE	TOTAL
Furnishing Structural Steel	L. Sum	1	-	1
Furnishing Elastomeric Bearing Assembly, Type I	Each	20	-	20
Storage of Structural Steel and Bearings	Cal Day	90	-	90

INDEX OF SHEETS

- 1 General Plan and Elevation
- 2 General Notes, Index of Drawings and Total Bill of Materials
- 3 Top of Slab Elevations I
- 4 Top of Slab Elevations II
- *5 Top of Slab Elevations III
- *6 Top of Slab Elevations IV
- *7 Deck Plan and Cross Section
- *8 Superstructure Details 1
- *9 Superstructure Details 2
- *10 Framing Plan
- *11 Diaphragm Details
- 12 Beam Details
- 13 Bearing Details
- 14 South Abutment
- 15 North Abutment
- *16 Abutment Details
- *17 Piers 1 and 2

*THIS WORK IS NOT INCLUDED IN THIS FABRICATION CONTRACT. THE SHEET IS FOR INFORMATION ONLY.



GENERAL NOTES, INDEX OF DRAWINGS
AND TOTAL BILL OF MATERIALS
STRUCTURE NO. 016-2119

DESIGNED	EV
CHECKED	PC
DRAWN	JCP
CHECKED	JPO

 600 W FULTON ST CHICAGO, ILLINOIS 60661 1259 TEL 312 454 9100 FAX 312 559 1217 WEB www.epstein-hsi.com	SHEET NO. 2 S17 SHEETS	F.A.I. RTE.	SECTION	COUNTY	TOTAL SHEETS	SHEET NO.
		94	1314B-1-F	COOK	19	4
				CONTRACT NO. 60K91		
				ILLINOIS FED. AID PROJECT		