EXISTING CONTROLLER SEQUENCE

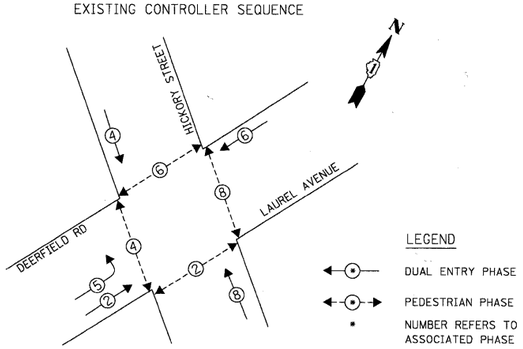


EXISTING PHASE DESIGNATION DIAGRAM

EXISITNG EMERGENCY VEHICLE PREEMPTION SEQUENCE

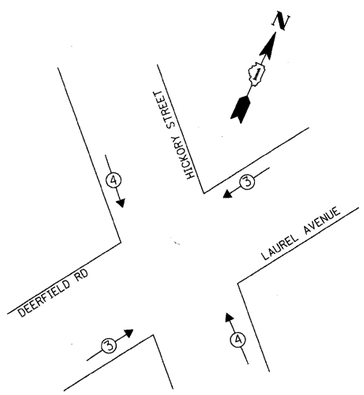


| EXISTING EMERGENCY VEHICLE PREEMPTORS | | |
|---|---|---|
| EMERGENCY VEHICLE PREEMPTOR | 3 | 4 |
| MOVEMENT | ← → | ↓ ↑ |

| L.C.D.O.T. TRAFFIC SIGNAL INSTALLATION ELECTRICAL SERVICE REQUIREMENTS | | | | | TOTAL WATTAGE |
|---|---|---|---|---|---|
| TYPE | NO. OF LAMPS | WATTAGE INCAND. | WATTAGE LED | x % OPERATION | |
| SIGNAL (RED) | 14 | | 10 | 0.50 | 70.0 |
| (YELLOW) | 14 | | 19 | 0.10 | 26.6 |
| (GREEN) | 14 | | 11 | 0.40 | 61.6 |
| ARROW | 4 | | 9 | 0.10 | 3.6 |
| PED. SIGNAL | 8 | | 9 | 1.00 | 72.0 |
| CONTROLLER | 1 | | 100 | 1.00 | 100.0 |
| LUMINAIRE | - | | 250 | 0.50 | - |
| L.E.D. ST. NAME SIGN | - | | 64 | 0.50 | - |
| VIDEO SYSTEM | 1 | | 150 | 1.00 | 150.0 |
| BATTERY BACKUP | 1 | | 25 | 1.00 | 25.0 |
| ENERGY COSTS TO: | | | | TOTAL = | 408.8 |

CITY OF HIGHLAND PARK

1707 ST. JOHNS AVENUE
HIGHLAND PARK, IL 60035-3593

ENERGY SUPPLY: CONTACT: JEAN WILL
PHONE: (847) 816-5459
COMPANY: COMED

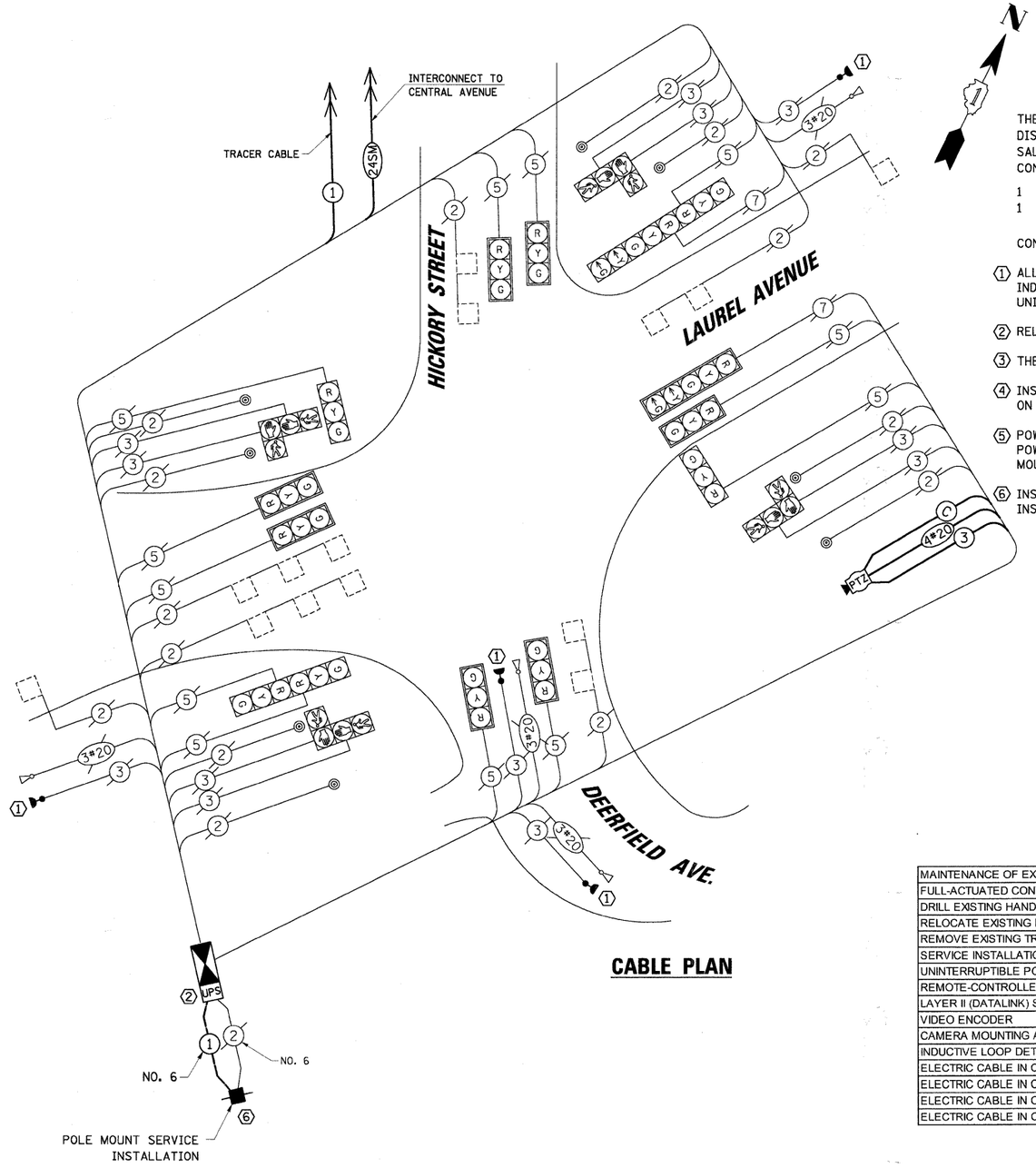


CABLE PLAN

THE FOLLOWING ITEMS SHALL BE REMOVED BY THE CONTRACTOR AND SHALL BE DISPOSED OF BY THEM OUTSIDE THE RIGHT-OF-WAY AT THEIR EXPENSE. THE SALVAGE VALUE OF THE REMOVED EQUIPMENT SHALL BE REFLECTED IN THE CONTRACT BID PRICE.

| | | |
|---|---|---|
| 1 | EACH | CONTROLLER AND CABINET (COMPLETE) |
| 1 | EACH | SERVICE INSTALLATION |

CONSTRUCTION NOTES:

1. ALL EXISTING CONFIRMATION BEACONS SHALL BE RETROFITTED WITH LED INDICATIONS. THIS WORK SHALL BE INCLUDED IN THE COST FOR THE PAY ITEM: UNINTERRUPTIBLE POWER SUPPLY.
2. RELOCATE EXISTING LIGHT DETECTOR AMPLIFIER TO NEW CONTROLLER CABINET.
3. THE TRAFFIC SIGNAL CONTROLLER SHALL BE NTCIP COMPATIBLE.
4. INSTALL NEW PTZ CAMERA TO NEW CAMERA MOUNTING ASSEMBLY, SPECIAL ON EXISTING SIGNAL MAST ARM.
5. POWDER COAT CAMERA MOUNTING ASSEMBLY TO MATCH EXISTING MAST ARM. POWDER COATNG SHALL BE INCLUDED IN THE COST FOR THE PAY ITEM: CAMERA MOUNTING ASSEMBLY, SPECIAL.
6. INSTALL NEW POLE MOUNT SERVICE INSTALLATION. INSTALL SERVICE GROUND CABLE ON EXISTING CONDUIT.

SCHEDULE OF QUANTITIES

| ITEM | UNIT | TOTAL |
|---|---|---|
| MAINTENANCE OF EXISTING TRAFFIC SIGNAL INSTALLATION | EACH | 1 |
| FULL-ACTUATED CONTROLLER AND TYPE IV CABINET, SPECIAL | EACH | 1 |
| DRILL EXISTING HANDHOLE | EACH | 1 |
| RELOCATE EXISTING EMERGENCY VEHICLE PRIORITY SYSTEM, PHASING UNIT | EACH | 1 |
| REMOVE EXISTING TRAFFIC SIGNAL EQUIPMENT | EACH | 1 |
| SERVICE INSTALLATION - POLE MOUNTED | EACH | 1 |
| UNINTERRUPTIBLE POWER SUPPLY | EACH | 1 |
| REMOTE-CONTROLLED VIDEO SYSTEM | EACH | 1 |
| LAYER II (DATALINK) SWITCH | EACH | 1 |
| VIDEO ENCODER | EACH | 1 |
| CAMERA MOUNTING ASSEMBLY, SPECIAL | EACH | 1 |
| INDUCTIVE LOOP DETECTOR | EACH | 7 |
| ELECTRIC CABLE IN CONDUIT, GROUND NO. 6 1C | FOOT | 63 |
| ELECTRIC CABLE IN CONDUIT, SIGNAL NO. 14 3C | FOOT | 190 |
| ELECTRIC CABLE IN CONDUIT, COAXIAL | FOOT | 190 |
| ELECTRIC CABLE IN CONDUIT, 4/C # 20, VIDEO | FOOT | 190 |

NOTE:
THE TRAFFIC SIGNAL CONTROLLER EQUIPMENT FOR THIS PROJECT SHALL BE "ECONOLITE" TO MATCH THE EXISTING ADJACENT SYSTEM.


CHRISTOPHER B. BURKE ENGINEERING LTD.
9575 West Higgins Road, Suite 600
Rosemont, Illinois 60018
(847) 823-0500


PLAN / PROFILE — NOTE BOOK NO. — SURVEYED — PLOTTED — ALIGNMENT CHECKED — R.O.W. CHECKED — PLAN FILE NAME — GRADES CHECKED — BLDG. NOTED — ELEVATIONS — NOTATINS CHKD — BY — DATE

| FILE NAME = N:\LCDOT\090427\Traffic\CAB_Laurel-Hickory.dgn | USER NAME = FBARISO | DESIGNED - ABR | REVISED - | STATE OF ILLINOIS DEPARTMENT OF TRANSPORTATION | SCHEDULE OF QUANTITIES, CABLE PLAN, PHASE DESIGNATION DIAGRAM AND EMERGENCY VEHICLE PREEMPTION SEQUENCE LAUREL AVENUE AND HICKORY STREET | F.A.P. RTE. | SECTION | COUNTY | TOTAL SHEETS | SHEET NO. |
|---|---|---|---|---|---|---|---|---|---|---|
| | | DRAWN - FPB / FCP | REVISED - | | | | 06-00924-00-TL | LAKE | 76 | 33 |
| | PLOT SCALE = NOT TO SCALE | CHECKED - MJT | REVISED - | | | | | CONTRACT NO. 63485 | | |
| | PLOT DATE = 5/3/2010 | DATE - APRIL 30, 2010 | REVISED - | | SCALE: NOT TO SCALE SHEET NO. -- OF -- SHEETS STA. -- TO STA. -- | | | ILLINOIS FED. AID PROJECT | | |