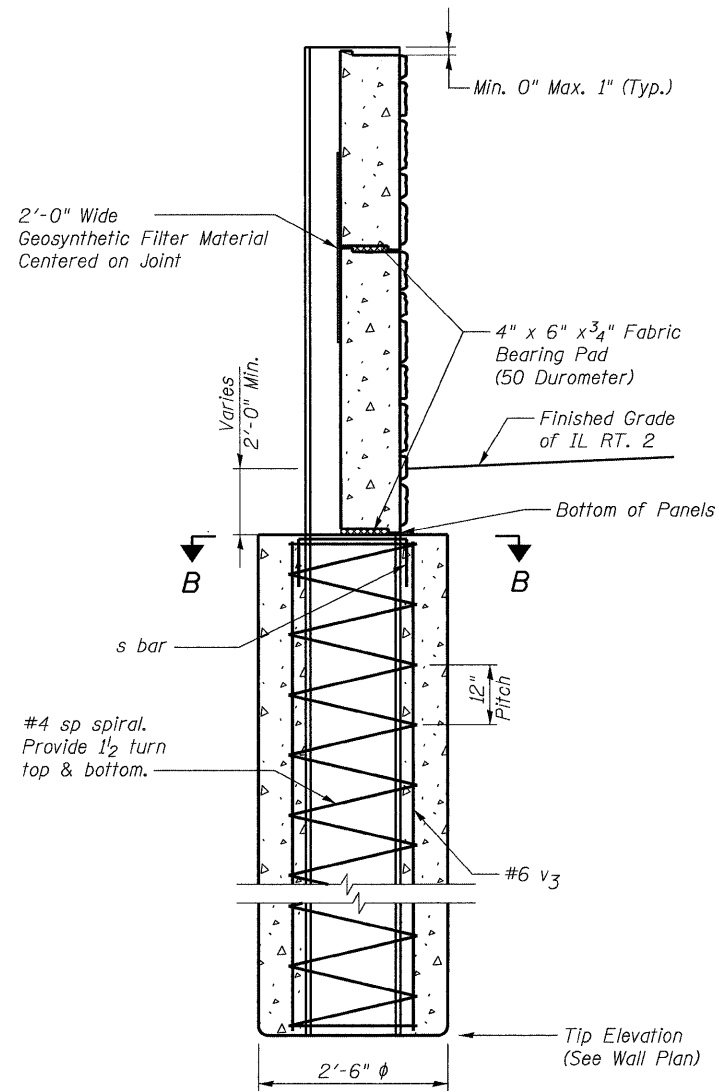
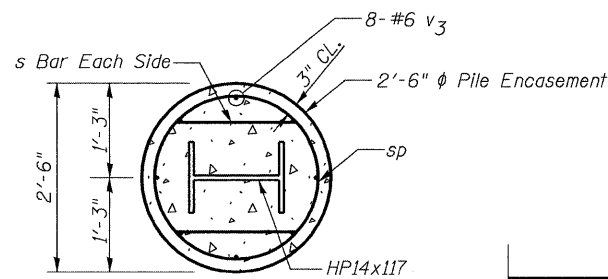


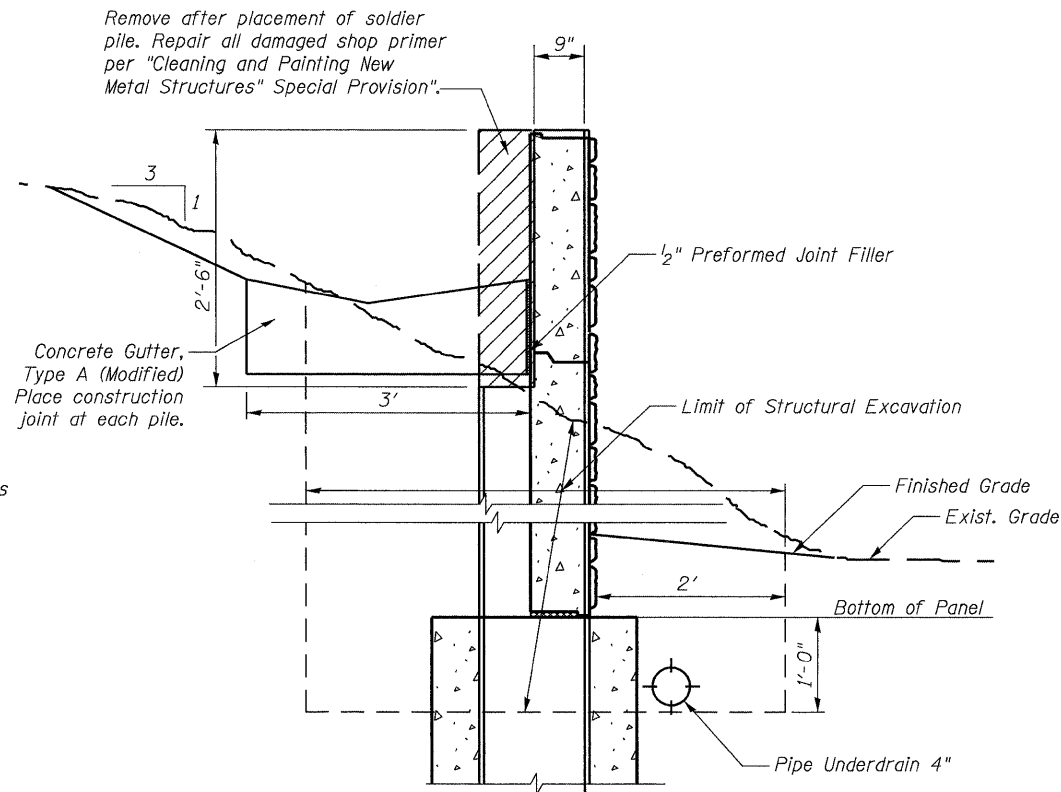
STATE OF ILLINOIS  
DEPARTMENT OF TRANSPORTATION



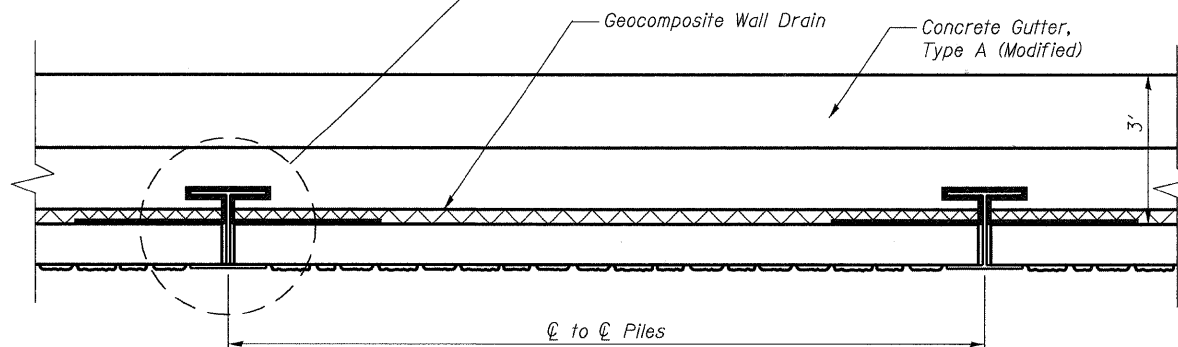
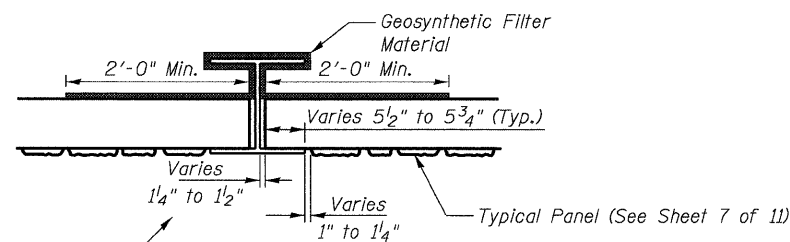
SECTION THROUGH PILE



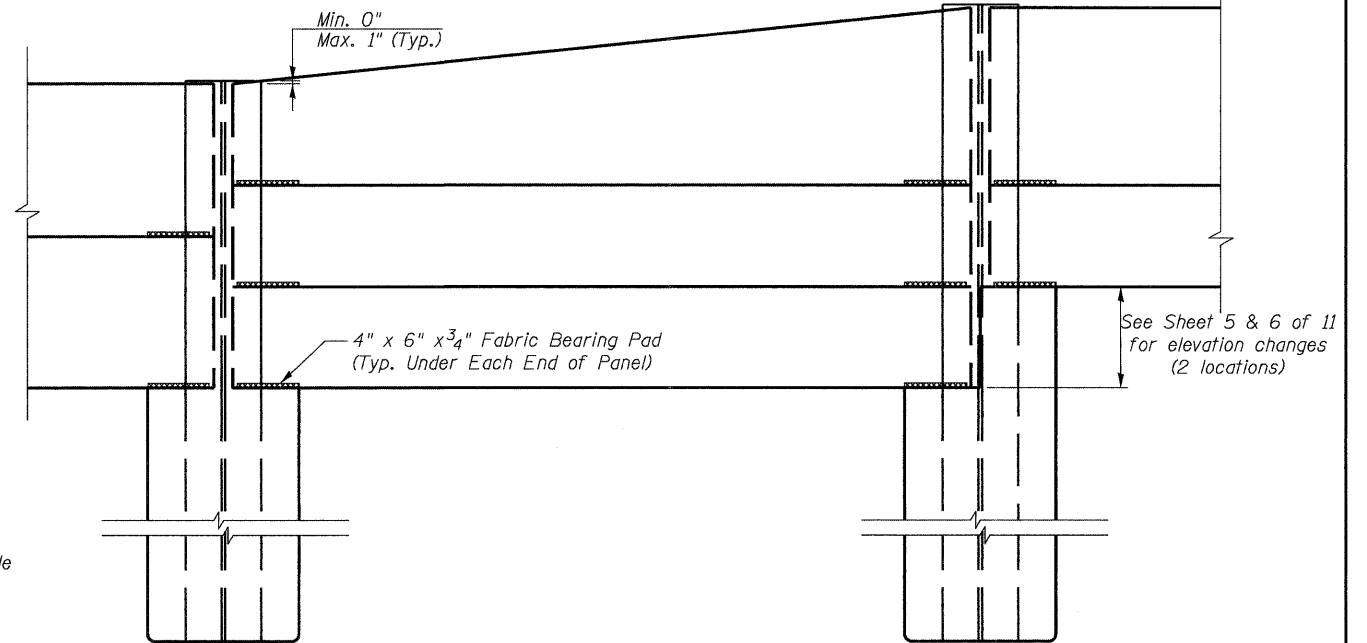
SECTION B-B



LIMIT OF STRUCTURAL EXCAVATION



PLAN



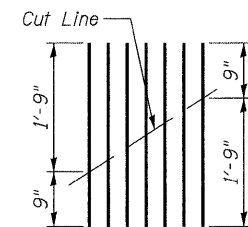
ELEVATION

Reinforcement Quantities for information only.  
All form liners required for the precast concrete panels are included in the pay item "Retaining Wall (Special)".  
Reinforcement & Concrete for panels and pile encasement are included in the pay items "Retaining Wall (Special)", "Drilling & Setting Soldier Piles (In Soil)" or "Drilling & Setting Soldier Piles (In Rock)".

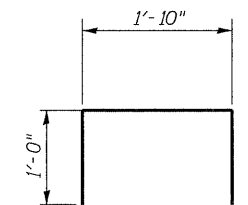
BILL OF MATERIALS \*\*\*

Bar	No.	Size	Length	Shape
V (E)	259	#4	1'-9"	—
V <sub>1</sub> (E)	21	#4	2'-6"	—
V <sub>2</sub> (E)	546	#4	2'-9"	—
V <sub>3</sub>	288	#6	8'-6"	—
H (E)	804	#5	9'-6"	—
** sp	36	#4	8'-6"	⌘
s	70	#4	3'-10"	⌘
Reinforcement Bars, Epoxy Coated	Pounds	9310		
Reinforcement Bars	Pounds	5750		
Concrete Structures	Cu. Yd.	87.5		

\*\*Length is height for spiral.  
\*\*\*For information only.



V<sub>1</sub> (E) BARS



s BARS

WALL DETAILS  
STRUCTURE NO. 071-7006

DESIGNED	CTH
CHECKED	DFM
DRAWN	CTH
CHECKED	DFM

SHEET NO. 8	F.A.P. RTE.	SECTION	COUNTY	TOTAL SHEETS	SHEET NO.
	742	37R-4	OGLE	867	261
11 SHEETS	CONTRACT NO. 64E17				
FED. ROAD DIST. NO. 7 ILLINOIS FED. AID PROJECT					