







STAGE I PLAN
(Phase I)

SYMBOLS

-  Work Area
-  Cones, Drums, or Barricades
-  Direction Indicator barricade
-  Barricade or drum w/flashing light
-  Sign (speed indicator)
-  Impact Atten, Temp. NRD, TL2

NOTES

Refer to Highway Standards 701406 & 701601 in conjunction with this sheet for exact placement of traffic management devices and other clarifications as construction staging symbols and dimensioning were duplicated off of these standards.
 Temporary Pavement Marking Tape, Type III 4" shall be placed throughout the taper and alongside the work area as shown in the plans.
 A Sand Barrel Attenuator shall be placed on Span 3 of deck North of the "Temporary Slab Support Beam" shown on repair detail sheet 3 of 4.
 Speed Indicator Signs shall be required and activated for each closed lane on I-74.

S:\GEN-DRAFT-STD&PLNS-SQUAD14-BRIDGE CONTRACTS-STEEL BEAM REP-68976 SN090-0091-SN.090-0091 PinecrestDr-ovr1-74.dgn

FILE NAME =	USER NAME = jonesce	DESIGNED - CEJ	REVISED - ---
SN.090-0091 Straighten&Strengthen.dgn		DRAWN - CEJ	REVISED - ---
PLOT SCALE = 1/32" = 1' / IN.		CHECKED - ---	REVISED - ---
PLOT DATE = 5/24/2010		DATE - 04/05/2010	REVISED - ---

STATE OF ILLINOIS
DEPARTMENT OF TRANSPORTATION

PROPOSED TRAFFIC CONTROL

SCALE: _____ SHEET NO. ___ OF ___ SHEETS STA. _____ TO STA. _____

F.A.I. RTE.	SECTION	COUNTY	TOTAL SHEETS	SHEET NO.
74	[90-14HB-1(BR)]I	TAZEWELL	17	7
STEEL BEAMS REP./REPL.			CONTRACT NO. 68976	
FED. ROAD DIST. NO. 4 ILLINOIS FED. AID PROJECT				

SN. 090-0091 PINECREST DRIVE OVER I-74